




DIM10-283-20

Wireless Lighting Controller



Antenna Required
(Not Included)

Full lighting control with integrated
power monitoring and sensor interfaces

Order #	Description
DIM10-283-20	Wireless Lighting Controller with Power Monitoring and Sensor Input

Dimensions	5.3" L x 2.0" W x 0.85" H (135mm x 51mm x 22mm)
Input Voltage	100 to 277 VAC 50/60 Hz
Surge Protection	Up to 3000V
Operating Temperature	-25°C to +60°C
Dimming Control	0-10V; 30ma Sink Max
Radio	SNAP 2.4GHz ; 802.15.4 +20 dBm Transmit Power -103 dBm Receive Sensitivity
Power Measurement	100 to 480 VAC 50/60 Hz 3% Accuracy
Power Readings	Voltage, Watts
Sensor Inputs	Two Sensor Inputs for Occupancy and Photocell Sensors
Certifications	UL, FCC
Warranty	5 Years

Specification Data	
Job Name	
Type	
Catalog #	
Comments	

Product Overview

The **DIM10-283-20** is a California Title 24 compliant lighting controller that provides real-time light monitoring and control with power monitoring. It includes two 24V sensor inputs to connect sensors into the SimplySNAP wireless lighting solution. The DIM10-283-20 is adaptable for use in either 277V systems or 480V systems (with external step-down transformer).

Key Features:

- Power Monitoring
- Two sensor interfaces for direct connect to 24V Occupancy Sensors and Photocells
- Self-healing SNAP® Mesh Networking
- Supports a wide range of LED drivers and fixtures
- Adaptable to 480V control with external step-down transformer
- Excellent RF Range- 1 mile LoS between controllers
- Dimming 0-10VDC
- On/Off Control for External Relay
- Secure, over-the-air upgrade to support future enhancements

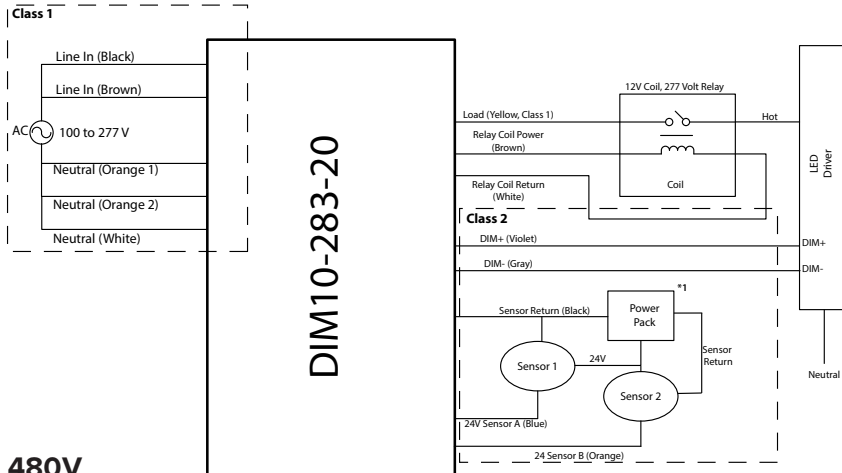
To learn more, call or visit:
synapsewireless.com
(877) 982-7888



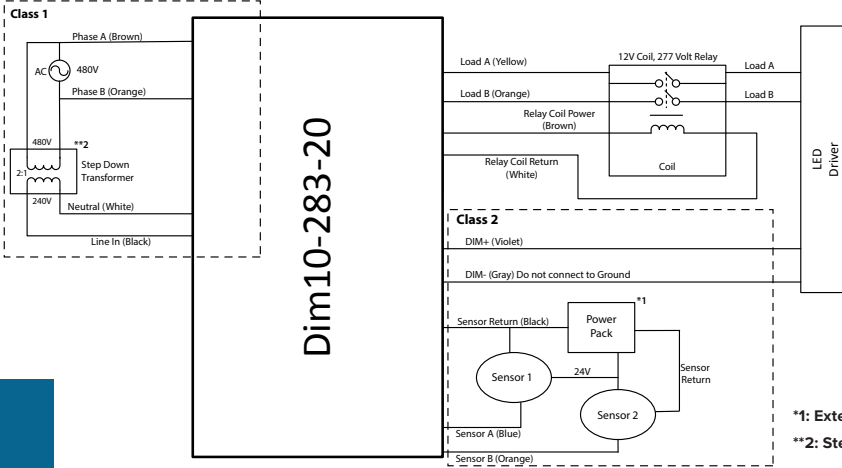
Wireless Lighting Controllers

DIM10-283-20 Wiring Diagrams

100 to 277V



480V



Class 1 Wires		
	277 Volt	480 Volt
Black	Line In	277V Line In
White	Neutral	277 Neutral

Brown	Line In	480V Phase A
Orange 1	Neutral	480V Phase B

Yellow	Load	Load A
Orange 2	Neutral	Load B

Class 2 Wires		
Violet	Dim+ (0 to 10VDC)	
Gray	Dim -	

Brown	Relay Coil Power
White	Relay Coil Return

Blue	24V Input Sensor A
Orange	24V Input Sensor B
Black	Sensor Return

*1: External 24VDC powerpack required for sensors

**2: Step-down (2:1) transformer required for 480VAC operation

Antenna not included – RP-SMA Male

Part #	Description	dBi
ANT-IAB-3.2-1	Indoor, 2.4GHz, Articulating, Black	3.2dBi
ANT-IAB-2.0-1	Indoor, 2.4GHz, Articulating, Black	2.0dBi
ANT-IAB-4.9-1	Indoor, 2.4GHz, Articulating, Black	4.9dBi
ANT-OSB-1.5-1	Outdoor, 2.4GHz, Straight, Black, IP65	1.5dBi
ANT-ORB-1.5-1	Outdoor, 2.4GHz, Fixed Right Angle, Black, IP65	1.5dBi

Fixture Antenna Kits

Part #	Description
GLP-KIT-ANT18-01	Outdoor RH Antenna Kit, 18" Male to Male Coax Cable + Outdoor Right Angle Antenna + Female to Female 14mm Bulkhead with Nut + O-ring
GLP-KIT-ANT18-02	Outdoor ST Antenna Kit, 18" Male to Male Coax Cable + Outdoor Straight Antenna + Female to Female 14mm Bulkhead with Nut + O-ring
GLP-KIT-ANT18-13-2.0	Indoor Articulating Antenna Kit, 18" Male to Male Coax Cable + Indoor articulating Antenna 2.0dBi Gain + Female to Female 14mm Bulkhead with Nut + O-ring
GLP-KIT-ANT18-13-3.2	Indoor Articulating Antenna Kit, 18" Male to Male Coax Cable + Indoor articulating Antenna 3.2dBi Gain + Female to Female 14mm Bulkhead with Nut + O-ring