



HECTOR FINCH

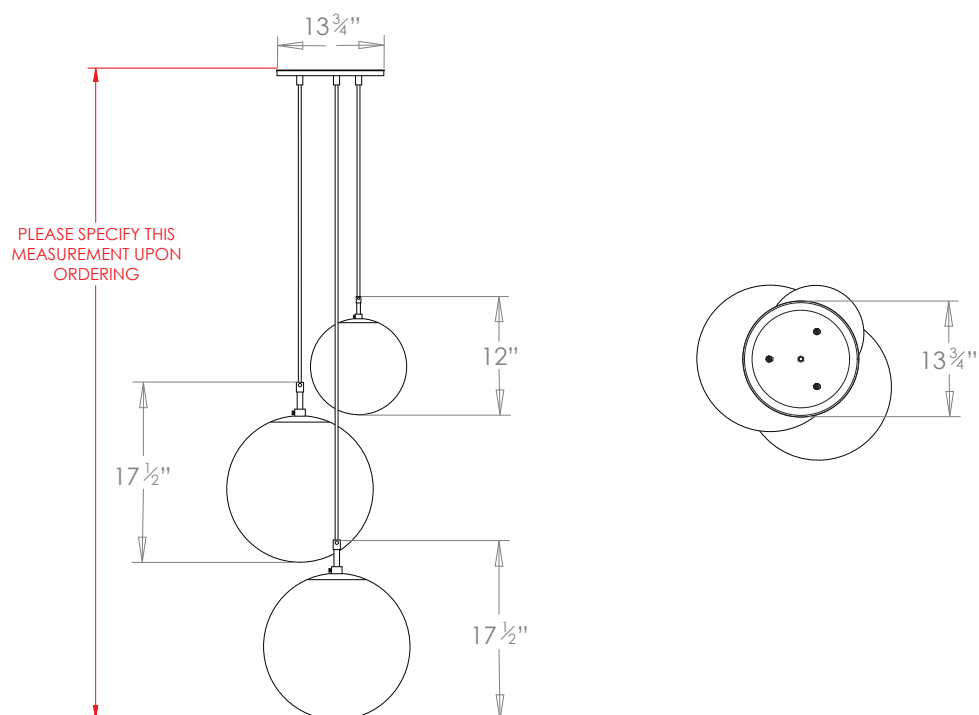
PAOLA PALANTIR 3 LIGHT CLUSTER



PRODUCT CODE PL427

CATEGORY: CHANDELIERS & PENDANTS







DIMENSIONS



PRODUCT CODE PL427

CATEGORY: CHANDELIERS & PENDANTS

PAOLA PALANTIR 3 LIGHT CLUSTER

LAMP TYPE	USA 3 x 60W (Max) E26 General Service
FINISH OPTIONS	Brass Polished Lacquered, Brass Polished Unlacquered, Antique Brass (shown), Bronze, Chrome, Nickel Polished and Nickel Matte.
COLOUR OPTIONS	<div>       </div> <div> Grigio Viola Clear Blu Avio Marrone Turchese </div>
SIZE & SIMILAR OPTIONS	Paola Pendant (PL350), Paola Wall Light (WL401) and Paola Palantir 5 Light Cluster (PL439).
WEIGHT	25lb 6oz
ADDITIONAL INFORMATION	<p>Please specify total drop from the ceiling to the bottom of the lowest globe. Minimum overall drop from the ceiling to the bottom of the lowest globe 44". Please note these globes are individually hand-blown and may contain small imperfections which are part of the glass-blowing process.</p>
CLEANING AND MAINTENANCE INSTRUCTIONS	<p>Glass: Remove the glass where it is safe to do so. The glass then can be cleaned with a glass cleaner and a lint free cloth. Do not spray glass cleaner directly on the glass or fixture as it could affect the metal finish. Ensure the light is switched off and take care not to pull the flex or allow water to come into contact with the electrical components. Regular dusting with a feather duster will also help keep the glass clean.</p> <p>Metalwork: We recommend a light polish with a non-abrasive lint free cloth. Do not use any metal cleaning products on the fixture as it can remove the finish entirely. Unlacquered brass finish will patinate slowly over time and can be brightened to brass by the use of a brass cleaning agent.</p>