



HECTOR FINCH

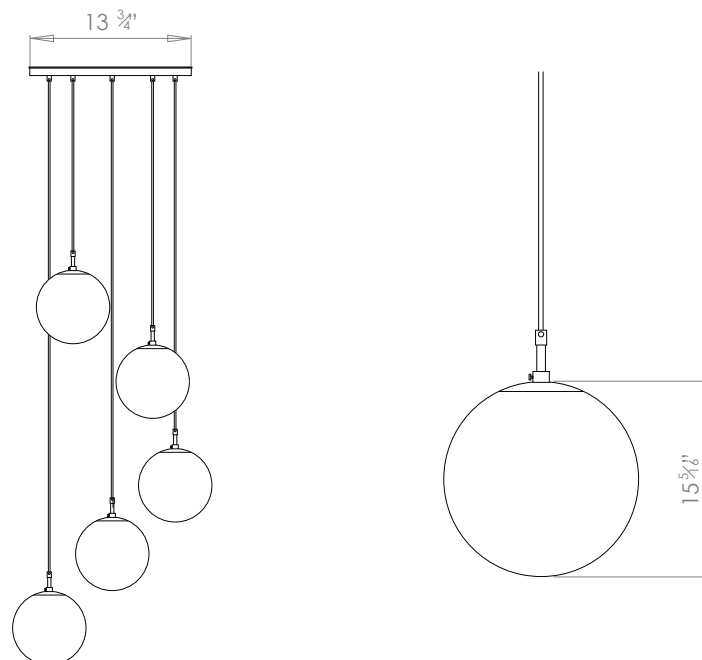
## PAOLA PALANTIR 5 LIGHT CLUSTER 150MM



PRODUCT CODE PL448

CATEGORY: CHANDELIERS & PENDANTS

### DIMENSIONS











HECTOR FINCH

PRODUCT CODE PL448

CATEGORY: CHANDELIERS & PENDANTS

## PAOLA PALANTIR 5 LIGHT CLUSTER 150MM

|                                       |   |
|---------------------------------------|---|
| LAMP TYPE                             | USA<br>5 x 40W (Max) E12 Golfball   |
| FINISH OPTIONS                        | Brass Polished Lacquered, Brass Polished Unlacquered, Antique Brass, Bronze, Chrome, Nickel Polished and Nickel Matte.  |
| COLOUR OPTIONS                        | <div></div> <div>GrigioViolaClearBlu AvioMarroneTurchese</div>   |
| SIZE & SIMILAR OPTIONS                | Paola Pendant (PL350), Paola Wall Light (WL401) and Paola Palantir 3 Light Cluster (PL427).   |
| WEIGHT                                | 40lb 13oz   |
| ADDITIONAL INFORMATION                | Please specify total drop from the ceiling to the bottom of the lowest globe. Minimum overall drop from the ceiling to the bottom of the lowest globe 63".  |
| CLEANING AND MAINTENANCE INSTRUCTIONS | <p>Glass:<br/>Remove the glass where it is safe to do so. The glass then can be cleaned with a glass cleaner and a lint free cloth. Do not spray glass cleaner directly on the glass or fixture as it could affect the metal finish. Ensure the light is switched off and take care not to pull the flex or allow water to come into contact with the electrical components. Regular dusting with a feather duster will also help keep the glass clean.</p> <p>Metalwork:<br/>We recommend a light polish with a non-abrasive lint free cloth. Do not use any metal cleaning products on the fixture as it can remove the finish entirely. Unlacquered brass finish will patinate slowly over time and can be brightened to brass by the use of a brass cleaning agent.</p> |