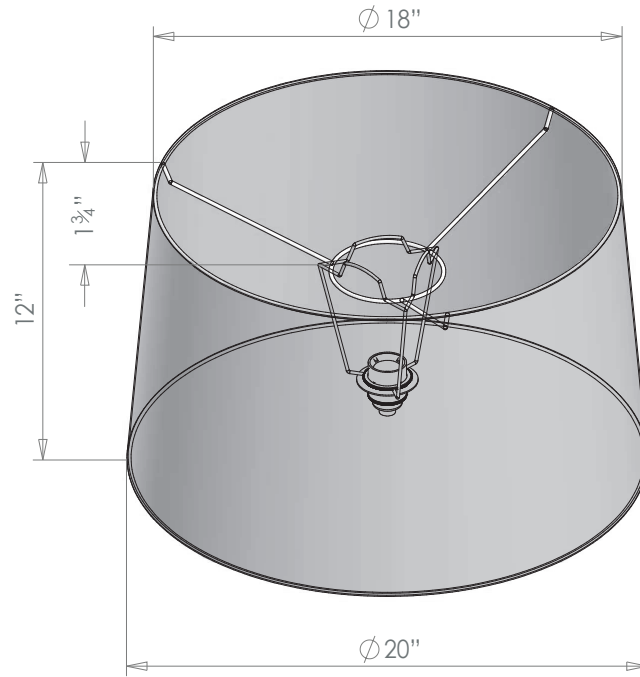




HECTOR FINCH

SHADE 35



PRODUCT CODE SHD35

CATEGORY: LAMPSHADES


FITTING TYPE

Edison Screw Duplex with Shade Carrier


SUITABLE FOR

German Floor Lamp (FL18)

CARD OPTIONS




China White




Snow White


SILK OPTIONS




Porcelain



Thyme



Almond




Zinc



Slate

LINEN OPTIONS



Oyster



Naturale