



HECTOR FINCH

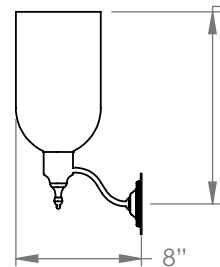
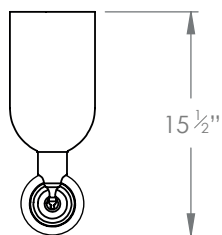
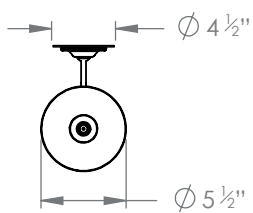
GLASS STORM SHADE SWAN ARM SMALL



PRODUCT CODE WL12

CATEGORY: WALL LIGHTS

DIMENSIONS




12 ²/₅"
DISTANCE FROM
CENTRE OF OUTLET BOX
TO TOP OF FIXTURE



PRODUCT CODE WL12

CATEGORY: WALL LIGHTS

GLASS STORM SHADE SWAN ARM SMALL

LAMP TYPE	USA 1 x 60W (Max) E12 Candelabra
FINISH OPTIONS	Brass Polished Lacquered, Brass Polished Unlacquered, Antique Brass (shown), Bronze, Chrome, Nickel Polished and Nickel Matte.
SIZE & SIMILAR OPTIONS	Glass Storm Shade Small Straight Arm (WL11), Glass Storm Shade Large Swan Arm (WL15), Glass Storm Shade Large Straight Arm (WL16) and Glass Storm Shade Double (WL80).
WEIGHT	2lb 14oz
ACCREDITATION	This product is UL certificated. 
CLEANING AND MAINTENANCE INSTRUCTIONS	<p>Metalwork: We recommend a light polish with a non-abrasive lint free cloth. Do not use any metal cleaning products on the fixture as it can remove the finish entirely. Unlacquered brass finish will patinate slowly over time and can be brightened to brass by the use of a brass cleaning agent.</p> <p>Glass: Remove the glass where it is safe to do so. The glass then can be cleaned with a glass cleaner and a lint free cloth. Do not spray glass cleaner directly on the glass or fixture as it could affect the metal finish. Ensure the light is switched off and take care not to pull the flex or allow water to come into contact with the electrical components. Regular dusting with a feather duster will also help keep the glass clean.</p>