

HF

HECTOR FINCH

LIGHTING

HECTOR TWIN STRAIGHT ARM WALL LIGHT

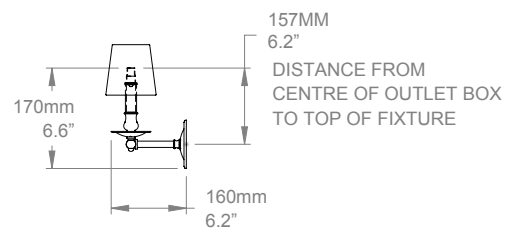

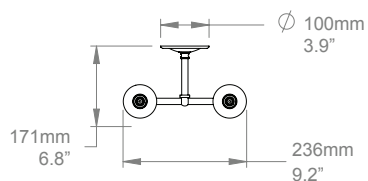
Inspired by an 18th Century candle sconce, this is a simple and versatile design, handmade in the UK exclusively for Hector Finch Lighting. It can be IP44 rated for use within zone 2 of bathrooms.



PRODUCT CODE WL25

CATEGORY: WALL LIGHTS

DIMENSIONS



HECTOR TWIN STRAIGHT ARM WALL LIGHT

LAMP TYPE INCANDESCENT	UK 2 x 60W (Max) E14 Candle	EU 2 x 60W (Max) E14 Candle	USA 2 x 60W (Max) E12 Candleabra
LAMP TYPE ENERGY SAVING	Suitable CFL or LED equivalent.		
FINISH OPTIONS	Antique Brass, Polished Lacquered Brass, Polished Unlacquered Brass, Bronze (shown), Chrome, Nickel Brushed, Nickel Polished.		
SHADE OPTIONS	UK/EU Round Extra Small Clip On x 2 (4" base x 2.5" top x 4" height). To be used with a 25W (Max) lamp.	USA Round Extra Small Clip On x 2 (4" base x 2.5" top x 4" height). To be used with a 25W (Max) lamp.	
ADDITIONAL INFORMATION	USA Additional stepped backplate supplied to cover 2" x 4" US junction box (not supplied).		
WEIGHT	1.15kg / 2.5lbs		
CLEANING & MAINTENANCE	Metalwork - use a soft, dry cloth Shade - wipe gently with a dry cloth or dust lightly with a feather duster. Repeat regularly to prevent build up of dust. Regular cleaning will prevent the possibility of dust becoming ingrained. DO NOT let water or moisture near the shade.		