



HECTOR FINCH

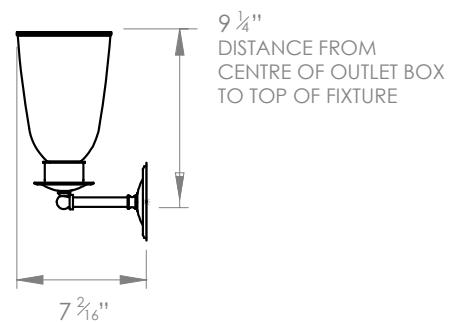
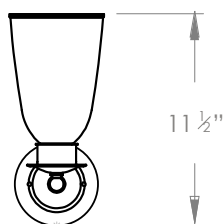
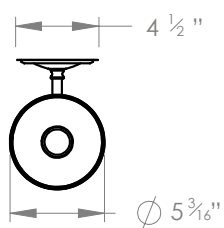
## TERRY WALL LIGHT



PRODUCT CODE WL56

CATEGORY: WALL LIGHTS

### DIMENSIONS






HECTOR FINCH

PRODUCT CODE WL56

CATEGORY: WALL LIGHTS

## TERRY WALL LIGHT

LAMP TYPE	<b>USA</b> 1 x 60W (Max) E12 Candelabra
FINISH OPTIONS	Brass Polished Lacquered, Brass Polished Unlacquered, Antique Brass, Bronze (shown), Chrome, Nickel Polished and Nickel Matte.
SIZE & SIMILAR OPTIONS	Albert Wall Light (WL42), Albert Wall Light Double (WL79), Glass Storm Shade Straight Arm (WL16), Glass Storm Shade Swan Arm (WL15) and Glass Storm Shade Double (WL80).
WEIGHT	3lb 15oz
ACCREDITATION	This product is UL certificated. 
MOUNTING	Our wall lights are designed to fit a standard US j-box with mounting holes 3 5/16" apart.
CLEANING AND MAINTENANCE INSTRUCTIONS	<p><b>Metalwork:</b> We recommend a light polish with a non-abrasive lint free cloth. Do not use any metal cleaning products on the fixture as it can remove the finish entirely. Unlacquered brass finish will patinate slowly over time and can be brightened to brass by the use of a brass cleaning agent.</p> <p><b>Glass:</b> Remove the glass where it is safe to do so. The glass then can be cleaned with a glass cleaner and a lint free cloth. Do not spray glass cleaner directly on the glass or fixture as it could affect the metal finish. Ensure the light is switched off and take care not to pull the flex or allow water to come into contact with the electrical components. Regular dusting with a feather duster will also help keep the glass clean.</p>