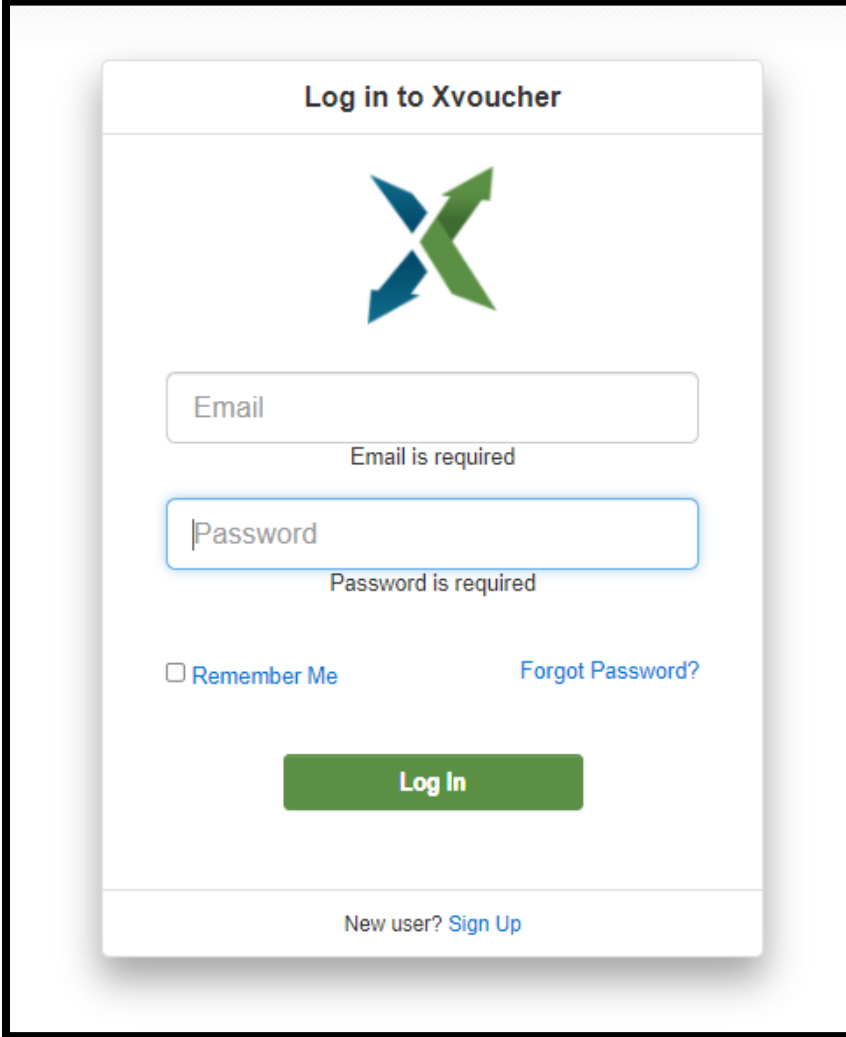


**Congratulations! You are on the road to preparing for your CompTIA exam. To access your practice tests, please follow Steps 1-8 below:**

1. Login to xVoucher: <https://www.xvoucher.com/Login.aspx>



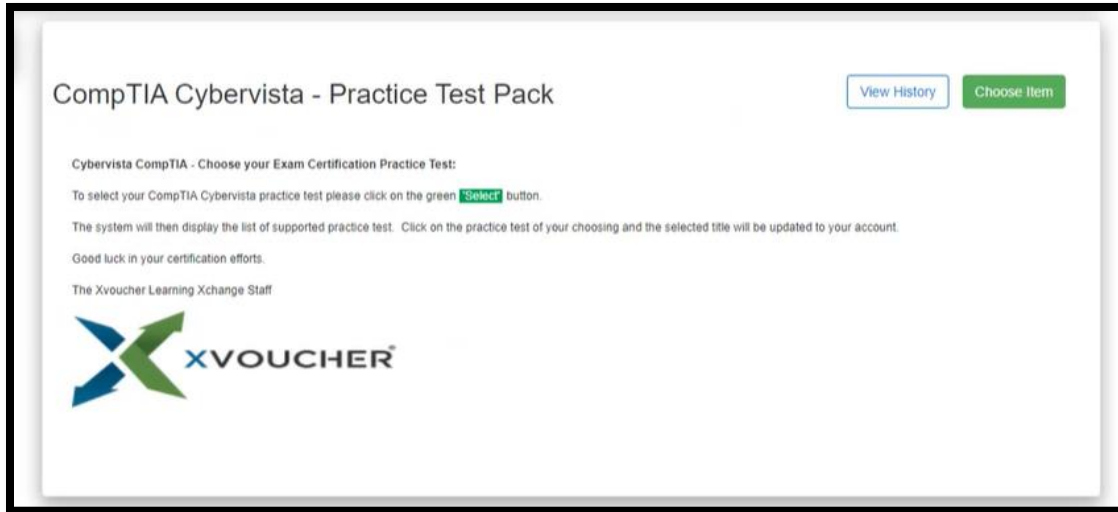
The screenshot shows the 'Log in to Xvoucher' page. At the top, there is a logo consisting of two crossed arrows, one blue and one green. Below the logo are two input fields: 'Email' and 'Password'. The 'Email' field has a red error message 'Email is required' below it. The 'Password' field has a red error message 'Password is required' below it. There is a checkbox for 'Remember Me' and a link for 'Forgot Password?'. A green 'Log In' button is centered below the fields. At the bottom, there is a link for 'New user? Sign Up'.

2. Click "LX-CyberVista CompTIA - Practice Test Pack"



## Accessing Net+ N10-008 CyberVista Practice Tests through xVoucher

3. Click the green “Choose Item” button



4. From the list, click **“LX-CyberVista CompTIA N10-008 NETWORK+ 180-Day Exam Preparation (Online + Download)”** and then click the green “Select” button

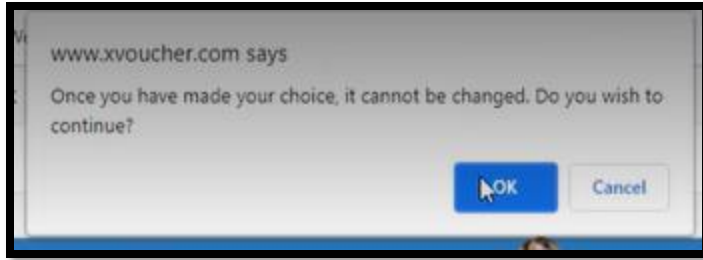
| Choose Item  |
|--|
| LX-CyberVista CompTIA 220-1001 A+ 180-Day Exam Preparation (Online + Download)             |
| LX-CyberVista CompTIA A+ 220-1002 A+ 180-Day Exam Preparation (Online + Download)          |
| LX-CyberVista CompTIA CAS-003 CASP 180-Day Exam Preparation (Online + Download)            |
| LX-CyberVista CompTIA CompTIA Cybersecurity Analyst (CySA+)   Practice Test                |
| LX-CyberVista CompTIA FC0-U61 : IT Fundamentals (ITF+)   Practice Test                     |
| LX-CyberVista CompTIA N10-007 NETWORK+ 180-Day Exam Preparation (Online + Download)        |
| <b>LX-CyberVista CompTIA N10-008 NETWORK+ 180-Day Exam Preparation (Online + Download)</b> |
| LX-CyberVista CompTIA PK0-004 PROJECT+ 180-Day Exam Preparation (Online + Download)        |
| LX-CyberVista CompTIA PT0-001 180-Day Exam Preparation Package (Online + Download)         |
| LX-CyberVista CompTIA SK0-004 SERVER+ 180-Day Exam Preparation (Online + Download)         |

Page size 10 12 items in 2 pages

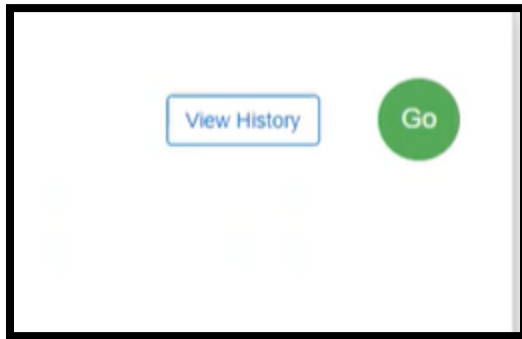
Close Select

5. Click “OK”

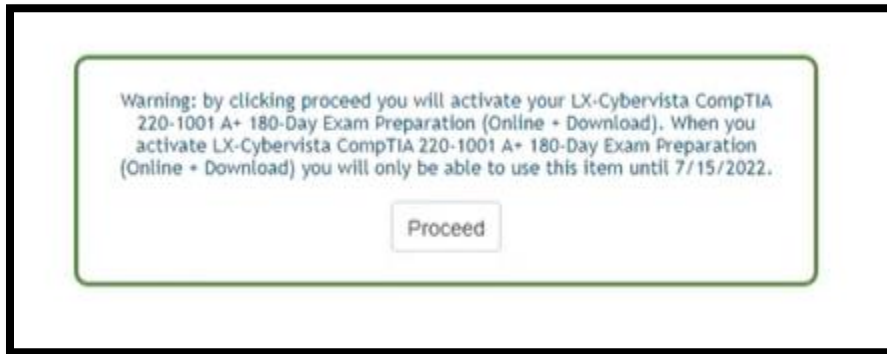
## Accessing Net+ N10-008 CyberVista Practice Tests through xVoucher



6. Click "Go"



7. Click "Proceed"



8. Finally, you will be taken to the CyberVista Dashboard to begin practicing and preparing for the CompTIA exam.

The image shows a screenshot of the CyberVista dashboard. At the top left, the 'CyberVista' logo is displayed in a dark blue header. Below the logo, the word 'Dashboard' is written in white on a blue background. The main content area is white and divided into three sections by horizontal lines. The first section is titled 'Getting Started' and contains a red icon of a calendar with the number '31' inside, labeled 'Exam Study Calendar'. The second section is titled 'Practice' and contains two blue icons: one with a white 'Q' labeled '220-1001 Exam Simulation' and another with a white document icon labeled '220-1001 Flashcards'. The third section is titled 'Study Tools' and contains two red icons: one with a white person silhouette labeled 'InstructorLink' and another with a white speedometer icon labeled 'Performance Tracker'.

**Note:** You can return to your practice tests at anytime simply by visiting: <https://www.xvoucher.com/Login.aspx> and clicking the LX-CyberVista CompTIA Practice Test Pack link.