



Paving, Decking,  
Furniture and more

[grspaving.com](http://grspaving.com)

**grs**  
We go beyond






## Our paving by range

### PORCELAIN

Our ever expanding Porcelain paving range offers a stunning, contemporary feel and the usual high quality you would expect from both Italian and Spanish porcelain. Available in various sizes and colours to suit a variety of projects. Suitable for both indoor and outdoor use.


Ultra Aspen



P.7

P.9

Granite



P.11

Carmen



P.13

Frame



P.15

Brit Stone



P.17

Tranquility



P.19

GRS Building Products Ltd  
Carlton House 1, 66-68 High Street  
Houghton Regis, Bedfordshire, LU5 5BJ

T: 0845 250 0793  
E: [info@grspaving.co.uk](mailto:info@grspaving.co.uk)  
W: [www.grspaving.com](http://www.grspaving.com)

Find us on



Picture: Tranquility Smoke


Note - product images shown are in proportion to each other.

## SPECIALIST GROUTS/PRIMER

A new range of recommended porcelain paving installation products.




Jura




P.21

Wood



P.23

**NEW** Kiara



P.27

P.29

**NEW** Priorat



P.31

P.33

## INDIAN LIMESTONE

With a neat sawn edge, our Limestone products offer a more contemporary finish compared with the Sandstone. Available in patio packs and suitable for both indoor and outdoor use.

Kadappa Black



P.39

## INDIAN SANDSTONE

A more traditional, variable hand-cut product which is available in patio packs and suitable for indoor and outdoor use.

Kandla Grey



P.43

Mint



P.45

Raj Green



P.47

Buff



P.49


Autumn Brown




P.51

and by colour group...


### Black/Dark Grey



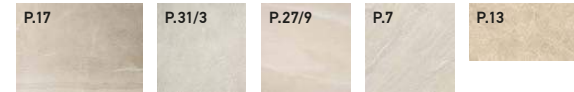
### Mid Grey



### Light Grey/White



### Beige



### Green/Yellow



### Brown/Red







Burano island, Venice, Italy.



# ITALIAN PORCELAIN >

*Porcelain has a number of great properties which make it an ideal material for paving. The main advantage being, the surface exhibits extremely low water absorption and therefore lends itself as an ideal substrate for modern exterior landscaping projects. Due to porcelain versatility it can be laid internally and externally giving a seamless contemporary finish.*



*“A stunning modern finish that sits beautifully together with more traditional materials.”*





# PAVING

by GRS

## ITALIAN PORCELAIN - ULTRA ASPEN



### ULTRA ASPEN ANTHRACITE 600x600<sup>MM</sup>



Thickness:



20<sup>MM</sup>

### ULTRA ASPEN GRIGIO 600x600<sup>MM</sup>



20<sup>MM</sup>

### ULTRA ASPEN BIANCO 600x600<sup>MM</sup>



20<sup>MM</sup>

### Specification

Colour	Qty per Pallet	Paver Size <sup>MM</sup>	Pallet Coverage M <sup>2</sup>
ANTHRACITE	60	600 x 600	21.60
GRIGIO	60	600 x 600	21.60
BIANCO	60	600 x 600	21.60

### Example layouts







*“Our popular Ultra Aspen range in a new, classic rectangular format.”*

Ultra Aspen Grigio



# PAVING

by GRS

## ITALIAN PORCELAIN - ULTRA ASPEN (NEW SIZE)



### ULTRA ASPEN ANTHRACITE 600x1200<sup>MM</sup>



Thickness:



20<sup>MM</sup>

### ULTRA ASPEN GRIGIO 600x1200<sup>MM</sup>



20<sup>MM</sup>

### Specification

Colour	Qty per Pallet	Paver Size <sup>MM</sup>	Pallet Coverage M <sup>2</sup>
ANTHRACITE	30	600 x 1200	21.60
GRIGIO	30	600 x 1200	21.60

### Example layouts







*“A texture and speckle finish that matches the look of natural granite with all the benefits of Porcelain.”*

Granite White



# PAVING

by GRS

## ITALIAN PORCELAIN - GRANITE



### GRANITE BLACK 400x800<sup>MM</sup>




Thickness:



20<sup>MM</sup>

### GRANITE GREY 400x800<sup>MM</sup>



20<sup>MM</sup>

### GRANITE WHITE 400x800<sup>MM</sup>



20<sup>MM</sup>

### Specification

Colour	Qty per Pallet	Paver Size <sup>MM</sup>	Pallet Coverage M <sup>2</sup>
BLACK	54	400 x 800	17.28
GREY	54	400 x 800	17.28
WHITE	54	400 x 800	17.28

### Example layouts







*“Carmen will add flare and sophistication to any landscaping project.”*



# PAVING

by GRS

## ITALIAN PORCELAIN - CARMEN



V3 VARIANCE



RECTIFIED



INDOOR USE



OUTDOOR USE

### CARMEN ANTHRACITE 400x800<sup>MM</sup>



Thickness:



20<sup>MM</sup>

### CARMEN BEIGE 400x800<sup>MM</sup>



Thickness:



20<sup>MM</sup>

### CARMEN GREY 400x800<sup>MM</sup>



Thickness:



20<sup>MM</sup>

### Specification

Colour	Qty per Pallet	Paver Size <sup>MM</sup>	Pallet Coverage M <sup>2</sup>
ANTHRACITE	54	400 x 800	17.28
BEIGE	54	400 x 800	17.28
GREY	54	400 x 800	17.28

### Example layouts





A modern outdoor patio featuring a swimming pool, lounge chairs, and a stone wall. The patio is paved with light-colored tiles and has a curved, white canopy overhead. The stone wall is made of rectangular tiles with a natural, textured appearance. To the left, there is a wall with horizontal wooden slats. The pool is filled with clear blue water, and there are green lounge chairs and a red ottoman nearby. The background shows lush green trees and a clear blue sky with some clouds.

*“Frame is a modern contemporary finish, imitating Limestone with all the benefits of Porcelain.”*



# PAVING

by GRS

## ITALIAN PORCELAIN - FRAME



V3 VARIANCE



RECTIFIED



INDOOR USE



OUTDOOR USE

**FRAME GLEN**  
450x900<sup>MM</sup>



Thickness:



20<sup>MM</sup>

**FRAME RIVER**  
450x900<sup>MM</sup>



20<sup>MM</sup>

**FRAME GORGE**  
450x900<sup>MM</sup>



20<sup>MM</sup>

**FRAME GROOVE**  
450x900<sup>MM</sup>




20<sup>MM</sup>

### Specification

Colour	Qty per Pallet	Paver Size <sup>MM</sup>	Pallet Coverage M <sup>2</sup>
GLEN	48	450 x 900	19.44
RIVER	48	450 x 900	19.44
GORGE	48	450 x 900	19.44
GROOVE	48	450 x 900	19.44

### Example layouts







*“Brit Stone takes on inspiration from English slate, a stunning design and texture. This range adds an abundance of elegance to any landscaping project.”*



# PAVING

by GRS

## ITALIAN PORCELAIN - BRIT STONE



### BRIT STONE SAND 600x900<sup>MM</sup>



Thickness:



20<sup>MM</sup>

### BRIT STONE OCEAN 600x900<sup>MM</sup>



Thickness:



20<sup>MM</sup>

### BRIT STONE GREY 600x900<sup>MM</sup>



Thickness:




20<sup>MM</sup>


### Specification

Colour	Qty per Pallet	Paver Size <sup>MM</sup>	Pallet Coverage M <sup>2</sup>
GREY	48	600 x 900	26.25
OCEAN	48	600 x 900	26.25
SAND	48	600 x 900	26.25

### Example layouts







*“Tranquility offers a subtle, yet beautifully modern finish available in a palette of in-vogue greys.”*




# PAVING

by GRS

## ITALIAN PORCELAIN - TRANQUILITY



### TRANQUILITY SMOKE 600x900<sup>MM</sup>



Thickness:



20<sup>MM</sup>

### TRANQUILITY GREY 600x900<sup>MM</sup>



Thickness:



20<sup>MM</sup>

### TRANQUILITY MOON 600x900<sup>MM</sup>



Thickness:





20<sup>MM</sup>

### Specification

Colour	Qty per Pallet	Paver Size <sup>MM</sup>	Pallet Coverage M <sup>2</sup>
SMOKE	50	600 x 900	27
GREY	50	600 x 900	27
MOON	50	600 x 900	27

### Example layouts







*“A contemporary paver which offers a level of sophistication to any outdoor space”.*



# PAVING

by GRS

## ITALIAN PORCELAIN - JURA



### JURA GREY 600x1200<sup>MM</sup>



Thickness:



20<sup>MM</sup>

### JURA GRAPHITE 600x1200<sup>MM</sup>



Thickness:




20<sup>MM</sup>


### Specification

Colour	Qty per Pallet	Paver Size <sup>MM</sup>	Pallet Coverage M <sup>2</sup>
GREY	30	600 x 1200	21.60
GRAPHITE	30	600 x 1200	21.60

### Example layouts





A high-angle photograph of an outdoor patio. The floor is paved with large, rectangular porcelain tiles that have a realistic wood grain pattern in shades of brown and tan. In the center, there is a round, light-colored wooden coffee table with a metal wire base. On the table sits a small white ceramic bottle and a shallow, light-colored bowl. To the left, a light blue upholstered sofa with a wooden frame and a matching armchair are visible. The furniture is surrounded by several potted plants, including a large green plant in the foreground and a palm tree in a dark pot in the background. The scene is brightly lit, casting soft shadows on the pavers.

*“Create a softer feel to any outdoor area with our wood effect Porcelain pavers. The beauty of timber without the need for year-round maintenance!”*



# PAVING

by GRS

## PORCELAIN - WOOD



### WOOD BROWN 300x1200<sup>MM</sup>



Thickness:



20<sup>MM</sup>

### WOOD SAND 300x1200<sup>MM</sup>



20<sup>MM</sup>

### WOOD GREY 300x1200<sup>MM</sup>



20<sup>MM</sup>

### Specification

Colour	Qty per Pallet	Paver Size <sup>MM</sup>	Pallet Coverage M <sup>2</sup>
BROWN	72	300 x 1200	25.92
SAND	72	300 x 1200	25.92
GREY	72	300 x 1200	25.92

### Example layouts









SPANISH  
PORCELAIN >





**NEW**

*“Kiara collection is pleasing to both the eye and the touch, giving the ceramic stones universe a new perspective. Elegance picks up graphic aesthetics, with light veins that blend into a subtle grainy background.”*



# PAVING

by GRS

## SPANISH PORCELAIN - KIARA



NEW

**KIARA GREY**  
600x600<sup>MM</sup>



Thickness:



20<sup>MM</sup>

NEW

**KIARA IVORY**  
600x600<sup>MM</sup>



Thickness:





20<sup>MM</sup>

### Specification

Colour	Qty per Pallet	Paver Size <sup>MM</sup>	Pallet Coverage M <sup>2</sup>
GREY	72	600 x 600	25.5
IVORY	72	600 x 600	25.5

### Example layouts





**NEW**



*“Kiara collection is pleasing to both the eye and the touch, giving to Ceramic stones universe a new perspective. Elegance picks up graphic aesthetics, with light veins that blend into a subtle grainy background.”*



# PAVING

by GRS

## SPANISH PORCELAIN - KIARA



NEW

**KIARA GREY**  
600x900<sup>MM</sup>



Thickness:



20<sup>MM</sup>

NEW

**KIARA IVORY**  
600x900<sup>MM</sup>



20<sup>MM</sup>

### Specification

Colour	Qty per Pallet	Paver Size <sup>MM</sup>	Pallet Coverage M <sup>2</sup>
GREY	42	600 x 900	22.5
IVORY	42	600 x 900	22.5

### Example layouts







NEW

*“The new Priorat collection accurately interprets the appeal of slate. Textures and calibrated veining are integrated with dynamic shading creating a material with a profound aesthetic and great expressive force.”*



# PAVING

by GRS

## SPANISH PORCELAIN - PRIORAT



NEW

**PRIORAT GRAPHITE**  
600x600<sup>MM</sup>



Thickness:



20<sup>MM</sup>

NEW

**PRIORAT GREY**  
600x600<sup>MM</sup>



Thickness:



20<sup>MM</sup>

NEW

**PRIORAT BONE**  
600x600<sup>MM</sup>



Thickness:




20<sup>MM</sup>

### Specification

Colour	Qty per Pallet	Paver Size <sup>MM</sup>	Pallet Coverage M <sup>2</sup>
GRAPHITE	72	600 x 600	25.5
GREY	72	600 x 600	25.5
BONE	72	600 x 600	25.5

### Example layouts





**NEW**

*“The new Priorat collection accurately interprets the appeal of slate. Textures and calibrated veining are integrated with dynamic shading creating a material with a profound aesthetic and great expressive force.”*

Priorat - Bone



# PAVING

by GRS

## SPANISH PORCELAIN - PRIORAT



NEW

**PRIORAT GRAPHITE**  
600x900<sup>MM</sup>



Thickness:



20<sup>MM</sup>

NEW

**PRIORAT GREY**  
600x900<sup>MM</sup>



20<sup>MM</sup>

NEW

**PRIORAT BONE**  
600x900<sup>MM</sup>



20<sup>MM</sup>

### Specification

Colour	Qty per Pallet	Paver Size <sup>MM</sup>	Pallet Coverage M <sup>2</sup>
GRAPHITE	42	600 x 900	22.5
GREY	42	600 x 900	22.5
BONE	42	600 x 900	22.5

### Example layouts





# PROJOINT™

BRUTE STRENGTH PAVING PRODUCTS

*Innovative products for the paving industry*

## WHY CHOOSE PROJOINT?

- **Speed and efficiency:** reduces labour time and therefore costs to you and your customer.
- **Ease of use:** brush-in and slurry products require no kneeling or bending.
- **High strength:** epoxy resin products are suitable for medium to heavy traffic loads.
- **Frost resistance:** very frost resistant and resistant to extreme changes in temperature.
- **Weather during application:** fast to use so only a short window of opportunity required - being applied to damp paving means that rain before application is not a problem. Different resin products suit application temperatures from 3°C to 35°C and will not develop cracks like sand and cement due to drying out too quickly in the sun.
- **Longevity:** epoxy products are designed to outlast traditional mortar and are de-icing salt, pressure washer and sweeper resistant.
- **Professional:** consistent results can be obtained very easily every time with correct colour matching and finish.

## PRIMER



### PROJOINT porcelain primer

- Single coat application to the underside of paving
- Enables the paving to be laid on sand and cement bedding
- Excellent workability and adhesion properties
- Suitable for brush or roller application
- Can be applied in low temperatures
- Suitable for internal or external use

## GROUT



### PROJOINT porcelain paving grout

- Professional strength
- Developed for joint widths of 2 to 20mm
- Suitable for external and internal use
- Limits mould growth and repels water
- Allows vapour to pass through the surface of the grout
- Ready to mix



## RECOMMENDED PORCELAIN PRIMER AND GROUTS

### MAX STRENGTH GROUT



#### PROJOINT MAX high-strength porcelain paving grout

- Permeable bedding mix not required
- Professional strength, self-compacting and suitable for joint widths of 5mm upwards
- Weed, pressure washer and frost resistant
- Ideal for paths and patios as well as driveways or other vehicular areas (up to 3.5 tonnes)
- Suitable for natural stone and concrete paving, setts and slabs

### BRUSH-IN GROUT



#### PROJOINT RAPIDFLOW brush-in porcelain paving grout

- Contractor-sized 12.5kg tubs
- Precisely formulated for Porcelain Paving
- Professional strength for joint widths of 3mm upwards
- Cement free and non-hazardous
- Suitable for pedestrian traffic: ideal for paths and patios
- Pre-mixed, ready to use. Ideal for DIY use
- Also Suitable for natural stone paving

### ALL-WEATHER JOINTING



#### PROJOINT FUSION all-weather jointing

- Contractor-sized 15kg tubs
- Suitable for use in wet weather
- Professional strength for joint widths of 3mm upwards
- Cement free and non-hazardous
- Suitable for pedestrian traffic: ideal for paths and patios
- Pre-mixed, ready to use. Ideal for DIY use
- Suitable for natural stone and concrete paving, setts and slabs

### Description

A selection of professional grade grouts and primer from GRS. High polymer, flexible products designed specifically for Porcelain paving, but can also be used on stone and concrete too. Easy to use formula which yield professional results even for the untrained installer.

### Specification

Item	Available Colours	Weight (kg)
PROJOINT porcelain primer	N/A	20
PROJOINT porcelain paving grout	Neutral/ Buff, Mid Grey, Basalt, Black	20
PROJOINT MAX high-strength porcelain paving grout	Neutral/ Buff, Mid Grey, Black	15
PROJOINT RAPIDFLOW brush-in porcelain paving grout	Neutral/ Buff, Light Grey, Mid Grey, Basalt, Black	12.5
PROJOINT FUSION all-weather jointing	Neutral/ Buff, Mid Grey, Basalt, Black	15





India, March 2019. Photo of Holi, the Hindu festival of colours.




# INDIAN LIMESTONE >

*This ethically sourced natural finish product will give your landscaping project a unique appearance. Limestone's hard wearing properties make this product suitable for all applications.*

**grs**  
We go beyond





*“Offering a subtle  
riven appearance with  
exceptional beauty.”*

Kadappa Black Limestone



# PAVING

by GRS

## INDIAN LIMESTONE



### KADAPPA BLACK


PATIO PACK (CONSISTING OF 4 SIZES)




600x600<sup>MM</sup>



600x900<sup>MM</sup>



600x290<sup>MM</sup>



290x290<sup>MM</sup>

Thickness:



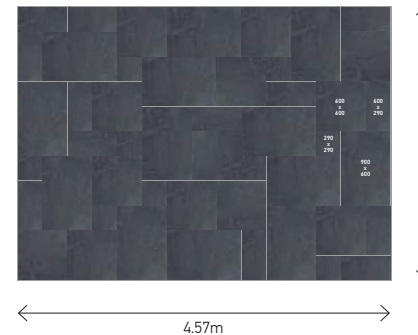
22<sup>MM</sup>

### Specification

Colour	Pack/Size info	Coverage M <sup>2</sup>
BLACK	Patio Pack	15.35*

\*Based on an installation with of 10-15mm joint.


### Example layout



A GRS Patio Pack consists of 48 pavers in the following size/qty breakdown:

- 290 x 290<sup>MM</sup> x 9 Pcs
- 600 x 290<sup>MM</sup> x 13 Pcs
- 600 x 600<sup>MM</sup> x 13 Pcs
- 900 x 600<sup>MM</sup> x 13 Pcs





Wall carving, Darasuram temple



# INDIAN SANDSTONE >

*This calibrated Indian sandstone gives all the benefits of a modern manufactured product but all the characteristics of traditional sandstone.*

**grs**  
We go beyond





Kandla Grey Sandstone



# PAVING

by GRS

## INDIAN SANDSTONE



HAND-CUT



CALIBRATED



INDOOR USE



OUTDOOR USE

### KANDLA GREY PATIO PACK



600x600<sup>MM</sup>



600x900<sup>MM</sup>



600x290<sup>MM</sup>



290x290<sup>MM</sup>

Thickness:



22<sup>MM</sup>

### Specification

Colour	Qty per Pallet	Paver Size <sup>MM</sup>	Pallet Coverage M <sup>2</sup>
KANDLA GREY	1 PATIO PACK	VARIOUS	18.97*
KANDLA GREY	72	600 x 600	18.97*
KANDLA GREY	42	600 x 900	18.97*

\*Based on an installation with a 12mm joint.

### Example layout (patio pack)



A GRS Patio Pack consists of 60 pavers in the following size/qty breakdown:

- 290 x 290<sup>MM</sup> x 12 Pcs
- 600 x 290<sup>MM</sup> x 16 Pcs
- 600 x 600<sup>MM</sup> x 16 Pcs
- 900 x 600<sup>MM</sup> x 16 Pcs







# PAVING

by GRS

## INDIAN SANDSTONE



HAND-CUT



CALIBRATED



INDOOR USE



OUTDOOR USE

### MINT PATIO PACK



600x600<sup>MM</sup>



600x900<sup>MM</sup>



600x290<sup>MM</sup>



290x290<sup>MM</sup>

Thickness:



22<sup>MM</sup>

### Specification

Colour	Pack/Size info	Coverage M <sup>2</sup>
MINT	PATIO PACK	18.97*

\*Based on an installation with a 12mm joint.

### Example layout



A GRS Patio Pack consists of 60 pavers in the following size/qty breakdown:

- 290 x 290<sup>MM</sup> x 12 Pcs
- 600 x 290<sup>MM</sup> x 16 Pcs
- 600 x 600<sup>MM</sup> x 16 Pcs
- 900 x 600<sup>MM</sup> x 16 Pcs





Raj Green Sandstone



# PAVING

by GRS

## INDIAN SANDSTONE



HAND-CUT



CALIBRATED



INDOOR USE



OUTDOOR USE

### RAJ GREEN PATIO PACK



600x600<sup>MM</sup>



600x900<sup>MM</sup>



600x290<sup>MM</sup>



290x290<sup>MM</sup>

Thickness:



22<sup>MM</sup>

#### Specification

Colour	Qty per Pallet	Paver Size <sup>MM</sup>	Pallet Coverage M <sup>2</sup>
RAJ GREEN	1 PATIO PACK	VARIOUS	18.97*
RAJ GREEN	72	600 x 600	18.97*
RAJ GREEN	42	600 x 900	18.97*

\*Based on an installation with a 12mm joint.

#### Example layout (patio pack)



A GRS Patio Pack consists of 60 pavers in the following size/qty breakdown:

- 290 x 290<sup>MM</sup> x 12 Pcs
- 600 x 290<sup>MM</sup> x 16 Pcs
- 600 x 600<sup>MM</sup> x 16 Pcs
- 900 x 600<sup>MM</sup> x 16 Pcs





Buff Sandstone



# PAVING

by GRS

## INDIAN SANDSTONE



HAND-CUT



CALIBRATED



INDOOR USE



OUTDOOR USE

### BUFF PATIO PACK



600x600<sup>MM</sup>



600x900<sup>MM</sup>



600x290<sup>MM</sup>



290x290<sup>MM</sup>

Thickness:



22<sup>MM</sup>

### Specification

Colour	Qty per Pallet	Paver Size <sup>MM</sup>	Pallet Coverage M <sup>2</sup>
BUFF	1 PATIO PACK	VARIOUS	18.97*
BUFF	72	600 x 600	18.97*
BUFF	42	600 x 900	18.97*

\*Based on an installation with a 12mm joint.

### Example layout (patio pack)



A GRS Patio Pack consists of 60 pavers in the following size/qty breakdown:

- 290 x 290<sup>MM</sup> x 12 Pcs
- 600 x 290<sup>MM</sup> x 16 Pcs
- 600 x 600<sup>MM</sup> x 16 Pcs
- 900 x 600<sup>MM</sup> x 16 Pcs





Autumn Brown Sandstone



# PAVING

by GRS

## INDIAN SANDSTONE



HAND-CUT



CALIBRATED



INDOOR USE



OUTDOOR USE

### AUTUMN BROWN PATIO PACK



600x600<sup>MM</sup>



600x900<sup>MM</sup>



600x290<sup>MM</sup>



290x290<sup>MM</sup>

Thickness:



22<sup>MM</sup>

### Specification

Colour	Pack/Size info	Coverage M <sup>2</sup>
AUTUMN BROWN	PATIO PACK	18.97*

\*Based on an installation with a 12mm joint.

### Example layout



A GRS Patio Pack consists of 60 pavers in the following size/qty breakdown:

- 290 x 290<sup>MM</sup> x 12 Pcs
- 600 x 290<sup>MM</sup> x 16 Pcs
- 600 x 600<sup>MM</sup> x 16 Pcs
- 900 x 600<sup>MM</sup> x 16 Pcs







**NEW**

# COMPOSITE DECKING >

*A brand new product to further enhance outdoor living spaces. Contemporary, low-maintenance dual-faced composite decking in 4 beautiful colours.*

*See overleaf for the range.*

**grs**  
We go beyond



**NEW**

Decking colour: Stone Grey



# PAVING

by GRS

## NEW COMPOSITE DECKING RANGE



NEW

**ANTHRACITE**  
3660x140<sup>MM</sup>



NEW

**STONE GREY**  
3660x140<sup>MM</sup>



NEW

**HAZLENUT BROWN**  
3660x140<sup>MM</sup>



NEW

**TROPICAL BROWN**  
3660x140<sup>MM</sup>



Thickness:



26<sup>MM</sup>

### Description

High quality, 26mm thick decking boards with traditional and decorative face profiles. The system fixes with hidden clips and screws and can be mounted onto a traditional timber frame or on the supplied colour-matched hybrid joists and pedestals.

### Specification

Colour	Boards per Pallet	Board length	Pallet Coverage M <sup>2</sup>
ANTHRACITE	120	3.66m	61.49
STONE GREY	120	3.66m	61.49
WALNUT BROWN	120	3.66m	61.49
TROPICAL BROWN	120	3.66m	61.49

### Available installation accessories











# GARDEN FURNITURE >

*To compliment our paving ranges, we are now offering a selection of garden furniture and accessory products to enhance any outdoor living space.*

*See overleaf for some of the new and exciting additions!*

**grs**  
We go beyond





Cottage outdoor bistro set



## GARDEN FURNITURE RANGE



### 4 SEASONS OUTDOOR COTTAGE BISTRO SET WITH DALI TABLE




4-chair / round table option available.

#### Description

Hairpin legs and open weaves are features of Cottage that make this Bistro set look retro and classy. As we use the most weather resistant materials, our Cottage dining chair is a statement in your garden for many years to come.

#### Specification

Item	Dimensions (HxWxD)
COTTAGE DINING CHAIR WITH 2 CUSHIONS	84 x 62 x 61 <sup>CM</sup>
DALI BISTRO TABLE	-







Empire corner set



## GARDEN FURNITURE RANGE



### 4 SEASONS OUTDOOR EMPIRE CORNER SET



Modular 2-seater platform (R)



Modular centre



Modular corner



Modular 2-seater platform (L)



Coffee table

#### Description

Create your own corner sofa: Empire is a modern lounge series consisting of modular elements to combine and make a complete statement. Thick lounge cushions and bulky frames match Empire's big teak platforms.

#### Specification

Item	Dimensions (HxWxD)
EMPIRE MODULAR 2 SEATER - Platform R (Seat height x Depth)	83 x 183 x 86 <sup>CM</sup> 40 x 55 <sup>CM</sup>
EMPIRE MODULAR 2 SEATER - Platform L (Seat height x Depth)	83 x 183 x 86 <sup>CM</sup> 40 x 55 <sup>CM</sup>
EMPIRE MODULAR CORNER (Seat height x Depth)	83 x 86 x 86 <sup>CM</sup> 40 x 55 <sup>CM</sup>
EMPIRE MODULAR CENTRE (Seat height x Depth)	83 x 82 x 86 <sup>CM</sup> 40 x 55 <sup>CM</sup>
COFFEE TABLE	-







Extreme Lounging B-bulb Plus



## GARDEN FURNITURE RANGE



### EXTREME LOUNGING B-BULB PLUS



#### Key features

- x3 brightness settings
- 45 Lumen output
- UV Resistant
- Internal recharge
- 10hr battery life
- Indoor/outdoor use
- Weight: 1.5Kg

#### Description

The B-bulb Plus combines elegance, design and brightness to make an iconic light. For both indoor and outdoor use. Portable, long life and rechargeable with USB.

The elegant nature of this outdoor lantern makes for a wonderful feature during the evenings. Displaying consistent volumes of brightness, garden lighting will be handed greater levels of charm for a more ambient atmosphere. Made with 100% weatherproof materials, the product offers a great decking light solution. Even when the climate takes a turn for the worst, its robust construction means functionality will remain intact. Low energy consumption means using these as lanterns for garden areas will be done so with the environment in mind. Maintenance is simple, often requiring a wipe every so often to remain appropriately bright.

#### Specification

Item	Dimensions (HxWxD)
B-BULB PLUS	30 x 30 x 55 <sup>CM</sup>





Extreme Lounging B-bag Mighty



# PAVING

by GRS

## GARDEN FURNITURE RANGE



### EXTREME LOUNGING B-BAG MIGHTY



Orange



Red



Pink



Berry



Royal



Aqua



Lime



Sea Blue



Silver Grey



Grey



Black

### Description

This adult size bean bag is the perfect way to achieve total relaxation. Permanent placement within your garden is achievable due to its robust construct, helping to combat harsh weather conditions. These bean bag chairs for adults have managed to take lounging into new and exciting places, creating the finest levels of comfort. You will also benefit from weather resistance no matter which of the eleven fabric colours you have chosen, making them ideal for long days lounging in the sun. Along with the child orientated outdoor B-Bag Mini, grabbing hold of these large bean bag chairs for adults means you can enjoy quality family time together in the garden. Improvements will also be made to your current aesthetic, due to the bright and vibrant tones they provide.

### Specification

Item	Dimensions (HxWxD)
B-BAG MIGHTY	94 x 99 x 80 <sup>CM</sup>



# General paving product information

## **Sandstone**

Sandstone needs to be handled carefully when being installed to minimise staining.

All sandstone products have variations of colour and can contain small particles of ironstone within the product creating a darkening of the surface with natural weathering. GRS accept no responsibility for its occurrence.

## **Limestone**

Indian Black limestone is a UV sensitive product. Over time you may see a lightening of the surface. GRS accept no responsibility for its occurrence.

We recommend using a non-acidic based sealer prior to installing or immediately after installing.

## **Porcelain**

All GRS porcelain paving is manufactured to a minimum R11 slip rating, suitable for outdoor use. When installing porcelain paving, we recommend using a slurry primer on the underside of each paver, which provides a bond between the paver and the wet bed underneath. Use of a slurry primer is critical to the overall performance of GRS porcelain.

We recommended the newly laid area be thoroughly cleaned/washed to help remove dirt and any grout residue. We also recommend periodic cleaning with a porcelain cleaner to help keep GRS porcelain looking its best.

## **Efflorescence**

Efflorescence is a natural chemical reaction between calcium hydroxide and carbon dioxide resulting in calcium carbonate crystal. Efflorescence can appear on

all paving products and can happen at any time and will generally disappear over a period of time.

Efflorescence does not cause any detrimental impact to the performance of the paver and GRS accept no responsibility for its occurrence.

## **Maintenance**

Paving materials require periodic cleaning and regular sweeping to maintain their appearance. Sweeping also helps prevent the build-up of dirt and debris.

Cleaning agents are widely available. Care should be taken when buying cleaning agents, as some cleaning products contain acid, which can permanently affect the appearance of the paver.

## **Weathering**

Site conditions and weathering can differ and can occasionally cause variations in colour to appear. Natural stone can develop markings and other deposits as mineral oxidises.

All paving products can develop algae and organic growth under environmental conditions and may require cleaning.

GRS accepts no responsibility for any of the above conditions.

## **Colour/size Variations**

Paving colours shown in this brochure are as accurate as photographic and printing processes will allow. We recommend choosing a colour from a physical sample. All natural goods supplied by the Seller are subject to natural and geological variations in markings, colour, texture, cracks and vents, which are beyond the control of the Seller.

When purchasing materials for larger quantities, we recommend that they all come from the same batch and are mixed between a minimum of 3 packs.

All dimensions given are nominal and subject to manufacturing tolerances.

## **Installation**

The Seller recommends that the Purchaser employ only the services of a qualified and experienced Tiler in the storage, handling, laying and sealing of all-natural stone and porcelain floor tiles. The Seller also recommends that the Purchaser use a good quality flexible adhesive and grout. Natural stone tiles must be sealed using a good quality and reputable branded sealant.

## **Health and Safety**

Installing paving can be dangerous if appropriate health and safety measures are not taken.

Paving products are heavy. Ensure that you take care when handling any of the products to limit the risk of personal injury and/or damage to the product.

## **Goods**

All paving should be inspected upon delivery and any concerns raised with GRS prior to installation. Once the goods have been installed, they cannot be returned under any circumstances.

Please refer to GRS Building Products Limited Terms and Conditions of Sale for further detail.





Kandla Grey Sandstone

**grs**  
We go beyond



# Paving, Decking, Furniture and more

2023 EDITION

GRS Building Products Ltd  
Carlton House 1, 66-68 High Street  
Houghton Regis, Bedfordshire, LU5 5BJ

T: 0845 250 0793  
E: [info@grspaving.co.uk](mailto:info@grspaving.co.uk)  
W: [www.grspaving.com](http://www.grspaving.com)

Find us on



**grs**  
We go beyond