


grs | PAVING

Contents

PORCELAIN PAVING

Our ever expanding Porcelain paving range offers a stunning, contemporary feel and the usual high quality you would expect from porcelain. Available in various sizes and colours to suit a variety of projects. Suitable for both indoor and outdoor use.



SANDSTONE AND LIMESTONE PAVING

A more traditional, variable hand-cut product which is available in patio packs and suitable for indoor and outdoor use.

Note: the Kadappa Black Limestone has a straight sawn edge.



DECKING, FURNITURE AND ACCESSORIES

See pages 42-55 for a range of new outdoor products.



GRS Building Products Ltd
Carlton House 1, 66-68 High Street
Houghton Regis, Bedfordshire, LU5 5BJ

T: 0845 250 0793
E: info@grspaving.co.uk
W: www.grspaving.com



Note - paving swatches shown here are in proportion to each other.



Porcelain

Porcelain has a number of great properties which make it an ideal material for paving. The main advantage being, the surface exhibits extremely low water absorption and therefore lends itself as an ideal substrate for modern exterior landscaping projects. Due to porcelain versatility it can be laid internally and externally giving a seamless contemporary finish.

Product:
Next Gris

NEW



Share your paving project!
Send images to: info@grsbagging.co.uk
to be entered into our monthly prize draw!

Product:
Rasa Grigio

PAVING

by GRS

PORCELAIN - RASA



NEW

RASA BONE
600x900^{MM}



NEW

RASA GRIGIO
600x900^{MM}



Colour	Qty/ Pallet	Tile Size (mm)	Thickness (mm)	Pallet Coverage (m ²)
BONE	64	600 x 900	20	23.04
GRIGIO	64	600 x 900	20	23.04

NEW



Share your paving project!

Send images to: info@grsbagging.co.uk
to be entered into our monthly prize draw!

Product:
Rosa Agra

PAVING

by GRS

PORCELAIN - ROSA



V2 VARIANCE



RECTIFIED



INDOOR USE



OUTDOOR USE

NEW

ROSA AGRA WHITE
600x900^{MM}



NEW

ROSA FANTASY
600x900^{MM}



NEW

ROSA ALMOND
600x900^{MM}



NEW

ROSA ANCIENT GREY
600x900^{MM}



Colour	Qty/ Pallet	Tile Size (mm)	Thickness (mm)	Pallet Coverage (m ²)
AGRA WHITE	40	600 x 900	20	21.60
FANTASY	40	600 x 900	20	21.60
ALMOND	40	600 x 900	20	21.60
ANCIENT GREY	40	600 x 900	20	21.60

NEW



Share your paving project!
Send images to: info@grsbagging.co.uk
to be entered into our monthly prize draw!

Product:
Kandla Grey Porcelain

PAVING


by GRS

PORCELAIN - KANDLA GREY



NEW

KANDLA GREY 600x900^{MM}



Colour	Qty/ Pallet	Tile Size (mm)	Thickness (mm)	Pallet Coverage (m ²)
KANDLA GREY	40	600 x 900	20	21.60

*Example patterns of Kandla Grey Porcelain.

NEW



Share your paving project!
Send images to: info@grsbagging.co.uk
to be entered into our monthly prize draw!

Product:
Next Marfil

PAVING

by GRS

PORCELAIN - NEXT



V1 VARIANCE



RECTIFIED



INDOOR USE



OUTDOOR USE

NEW

NEXT MARFIL
600x900^{MM}



NEW

NEXT GRIS
600x900^{MM}



NEW

NEXT BONE
600x900^{MM}



Colour	Qty/ Pallet	Tile Size (mm)	Thickness (mm)	Pallet Coverage (m ²)
MARFIL	42	600 x 900	20	22.68
GRIS	42	600 x 900	20	22.68
BONE	42	600 x 900	20	22.68

NEW



Share your paving project!

Send images to: info@grsbagging.co.uk
to be entered into our monthly prize draw!

Product:
Maestrat Perla

PAVING

by GRS

PORCELAIN - MAESTRAT



NEW

MAESTRAT PERLA
600x900^{MM}



NEW

MAESTRAT TERRA
600x900^{MM}



Colour	Qty/ Pallet	Tile Size (mm)	Thickness (mm)	Pallet Coverage (m ²)
PERLA (Hammered finish)	42	600 x 900	20	22.68
TERRA (Hammered finish)	42	600 x 900	20	22.68



Share your paving project!

Send images to: info@grsbagging.co.uk
to be entered into our monthly prize draw!

Product:
Kiara Grigio

PAVING

by GRS

PORCELAIN - KIARA



V3 VARIANCE



RECTIFIED



INDOOR USE



OUTDOOR USE

KIARA GRIGIO
595x900^{MM}



KIARA IVORY
595x900^{MM}



NEW

KIARA PERLA
595x900^{MM}



KIARA GRIGIO
595x595^{MM}



KIARA IVORY
595x595^{MM}



Colour	Qty/ Pallet	Tile Size (mm)	Thickness (mm)	Pallet Coverage (m ²)
GRIGIO	42	595 x 900	20	22.49
IVORY	42	595 x 900	20	22.49
PERLA	42	595 x 900	20	22.49
GRIGIO	72	595 x 595	20	25.49
IVORY	72	595 x 595	20	25.49



Share your paving project!

Send images to: info@grsbagging.co.uk
to be entered into our monthly prize draw!

Product:
Priorat Bone

PAVING

by GRS

PORCELAIN - PRIORAT



V3 VARIANCE



RECTIFIED



INDOOR USE



OUTDOOR USE

PRIORAT GRAPHITE
595x900^{MM}



PRIORAT GRIGIO
595x900^{MM}



PRIORAT BONE
595x900^{MM}



PRIORAT GRAPHITE
595x595^{MM}



PRIORAT GRIGIO
595x595^{MM}



PRIORAT BONE
595x595^{MM}



Colour	Qty/ Pallet	Tile Size (mm)	Thickness (mm)	Pallet Coverage (m ²)
GRAPHITE	42	595 x 900	20	22.49
GRIGIO	42	595 x 900	20	22.49
BONE	42	595 x 900	20	22.49
GRAPHITE	72	595 x 595	20	25.49
GRIGIO	72	595 x 595	20	25.49
BONE	72	595 x 595	20	25.49



Share your paving project!
Send images to: info@grsbagging.co.uk
to be entered into our monthly prize draw!

Product:
Ultra Aspen Bianco

PAVING

by GRS

PORCELAIN - ULTRA ASPEN



ULTRA ASPEN ANTHRACITE
600x1200^{MM}



ULTRA ASPEN GRIGIO
600x1200^{MM}



ULTRA ASPEN ANTHRACITE
600x600^{MM}



ULTRA ASPEN GRIGIO
600x600^{MM}



ULTRA ASPEN BIANCO
600x600^{MM}



Colour	Qty/ Pallet	Tile Size (mm)	Thickness (mm)	Pallet Coverage (m ²)
ANTHRACITE	60	600 x 600	20	21.60
GRIGIO	60	600 x 600	20	21.60
BIANCO	60	600 x 600	20	21.60
ANTHRACITE	30	600 x 1200	20	21.60
GRIGIO	30	600 x 1200	20	21.60



Share your paving project!
Send images to: info@grsbagging.co.uk
to be entered into our monthly prize draw!

Product:
Carmen Beige


PAVING

by GRS

PORCELAIN - CARMEN



CARMEN ANTHRACITE
400x800^{MM}




CARMEN BEIGE
400x800^{MM}



CARMEN GREY
400x800^{MM}



Colour	Qty/ Pallet	Tile Size (mm)	Thickness (mm)	Pallet Coverage (m ²)
ANTHRACITE	54	400 x 800	20	17.28
BEIGE	54	400 x 800	20	17.28
GREY	54	400 x 800	20	17.28



Share your paving project!
Send images to: info@grsbagging.co.uk
to be entered into our monthly prize draw!

Product:
Frame Glen

PAVING

by GRS

PORCELAIN - FRAME



V3 VARIANCE



RECTIFIED



INDOOR USE



OUTDOOR USE


FRAME GLEN
450x900^{MM}



FRAME RIVER
450x900^{MM}



FRAME GORGE
450x900^{MM}



FRAME GROOVE
450x900^{MM}



Colour	Qty/ Pallet	Tile Size (mm)	Thickness (mm)	Pallet Coverage (m ²)
GLEN	48	450 x 900	20	19.44
RIVER	48	450 x 900	20	19.44
GORGE	48	450 x 900	20	19.44
GROOVE	48	450 x 900	20	19.44



Share your paving project!
Send images to: info@grsbagging.co.uk
to be entered into our monthly prize draw!

Product:
Brit Stone Ocean

PAVING

by GRS

PORCELAIN - BRIT STONE



V4 VARIANCE



RECTIFIED



INDOOR USE



OUTDOOR USE

BRIT STONE SAND
604x906^{MM}



BRIT STONE OCEAN
604x906^{MM}



BRIT STONE GREY
604x906^{MM}



Colour	Qty/ Pallet	Tile Size (mm)	Thickness (mm)	Pallet Coverage (m ²)
GREY	48	604 x 906	20	26.25
OCEAN	48	604 x 906	20	26.25
SAND	48	604 x 906	20	26.25



Share your paving project!

Send images to: info@grsbagging.co.uk
to be entered into our monthly prize draw!

Product:

Wood Brown / Rosa Almond (surround)

PAVING

by GRS

PORCELAIN - WOOD



V3 VARIANCE



RECTIFIED



INDOOR USE



OUTDOOR USE

WOOD BROWN 300x1200^{MM}




WOOD GREY 300x1200^{MM}



Colour	Qty/ Pallet	Tile Size (mm)	Thickness (mm)	Pallet Coverage (m ²)
BROWN	60	300 x 1200	20	21.6
GREY	60	300 x 1200	20	21.6





Sandstone

This calibrated sandstone gives all the benefits of a modern manufactured product but all the characteristics of traditional sandstone.

Product:
Autumn Brown Sandstone



Share your paving project!
Send images to: info@grsbagging.co.uk
to be entered into our monthly prize draw!

Product:
Kandla Grey Sandstone

PAVING

by GRS

SANDSTONE



HAND-CUT



CALIBRATED



INDOOR USE



OUTDOOR USE

KANDLA GREY PATIO PACK



600x600^{MM}

AVAILABLE
IN SINGLE
SIZES



600x900^{MM}

AVAILABLE
IN SINGLE
SIZES



600x290^{MM}



290x290^{MM}

Colour	Qty/ Pallet	Tile Size (mm)	Thickness (mm)	Pallet Coverage (m ²)
KANDLA GREY	1 PATIO PACK	VARIOUS	22	18.97*
KANDLA GREY	40	600 x 600	22	15*
KANDLA GREY	34	600 x 900	22	18.97*

*Based on an installation with a 12mm joint.

A GRS Patio Pack consists of 60 pavers
in the following size/qty breakdown:

- 290 x 290^{MM} x 12 Pcs
- 600 x 290^{MM} x 16 Pcs
- 600 x 600^{MM} x 16 Pcs
- 900 x 600^{MM} x 16 Pcs



Share your paving project!

Send images to: info@grsbagging.co.uk
to be entered into our monthly prize draw!

Product:
Mint Sandstone

PAVING

by GRS

SANDSTONE



HAND-CUT



CALIBRATED



INDOOR USE



OUTDOOR USE

MINT PATIO PACK



600x600^{MM}



600x900^{MM}



600x290^{MM}



290x290^{MM}


Colour	Qty/ Pallet	Tile Size (mm)	Thickness (mm)	Pallet Coverage (m ²)
MINT	1 PATIO PACK	VARIOUS	22	18.97*

*Based on an installation with a 12mm joint.

A GRS **Patio Pack** consists of 60 pavers
in the following size/qty breakdown:

- 290 x 290^{MM} x 12 Pcs
- 600 x 290^{MM} x 16 Pcs
- 600 x 600^{MM} x 16 Pcs
- 900 x 600^{MM} x 16 Pcs



 **Share your paving project!**
Send images to: info@grsbagging.co.uk
to be entered into our monthly prize draw!

Product:
Raj Green Sandstone

PAVING

by GRS

SANDSTONE



HAND-CUT



CALIBRATED



INDOOR USE



OUTDOOR USE

RAJ GREEN PATIO PACK



600x600^{MM}

AVAILABLE
IN SINGLE
SIZES



600x900^{MM}

AVAILABLE
IN SINGLE
SIZES



600x290^{MM}



290x290^{MM}

Colour	Qty/ Pallet	Tile Size (mm)	Thickness (mm)	Pallet Coverage (m ²)
RAJ GREEN	1 PATIO PACK	VARIOUS	22	18.97*
RAJ GREEN	40	600 x 600	22	15*
RAJ GREEN	34	600 x 900	22	18.97*

*Based on an installation with a 12mm joint.

A GRS Patio Pack consists of 60 pavers
in the following size/qty breakdown:

290 x 290^{MM} x 12 Pcs
600 x 290^{MM} x 16 Pcs
600 x 600^{MM} x 16 Pcs
900 x 600^{MM} x 16 Pcs



Share your paving project!

Send images to: info@grsbagging.co.uk
to be entered into our monthly prize draw!

Product:
Buff Sandstone

PAVING

by GRS

SANDSTONE



HAND-CUT



CALIBRATED



INDOOR USE




OUTDOOR USE

BUFF PATIO PACK



600x600^{MM}



600x900^{MM}



600x290^{MM}



290x290^{MM}


Colour	Qty/ Pallet	Tile Size (mm)	Thickness (mm)	Pallet Coverage (m ²)
BUFF	1 PATIO PACK	VARIOUS	22	18.97*
BUFF	40	600 x 600	22	15*
BUFF	34	600 x 900	22	18.97*

*Based on an installation with a 12mm joint.

A GRS Patio Pack consists of 60 pavers
in the following size/qty breakdown:

- 290 x 290^{MM} x 12 Pcs
- 600 x 290^{MM} x 16 Pcs
- 600 x 600^{MM} x 16 Pcs
- 900 x 600^{MM} x 16 Pcs



 **Share your paving project!**
Send images to: info@grsbagging.co.uk
to be entered into our monthly prize draw!

Product:
Autumn Brown Sandstone

PAVING

by GRS

SANDSTONE



HAND-CUT



CALIBRATED



INDOOR USE



OUTDOOR USE

AUTUMN BROWN PATIO PACK



600x600^{MM}



600x900^{MM}



600x290^{MM}



290x290^{MM}

Colour	Qty/ Pallet	Tile Size (mm)	Thickness (mm)	Pallet Coverage (m ²)
AUTUMN BROWN	1 PATIO PACK	VARIOUS	22	18.97*

*Based on an installation with a 12mm joint.

A GRS **Patio Pack** consists of 60 pavers
in the following size/qty breakdown:

290 x 290^{MM} x 12 Pcs
600 x 290^{MM} x 16 Pcs
600 x 600^{MM} x 16 Pcs
900 x 600^{MM} x 16 Pcs



Share your paving project!

Send images to: info@grsbagging.co.uk
to be entered into our monthly prize draw!

Product:
Kadappa Black Limestone

PAVING

by GRS

LIMESTONE



SAWN EDGE



CALIBRATED



INDOOR USE



OUTDOOR USE

KADAPPA BLACK

PATIO PACK (CONSISTING OF 4 SIZES)




600x600^{MM}



600x900^{MM}



600x290^{MM}



290x290^{MM}

Colour	Qty/ Pallet	Tile Size (mm)	Thickness (mm)	Pallet Coverage (m ²)
KADAPPA BLACK	1 PATIO PACK	VARIOUS	22	15.35*

*Based on an installation with a 10-15mm joint.

A Kadappa Black GRS **Patio Pack** consists of 48 pavers in the following size/qty breakdown:

290 x 290^{MM} x 9 Pcs
600 x 290^{MM} x 13 Pcs
600 x 600^{MM} x 13 Pcs
900 x 600^{MM} x 13 Pcs





GARDEN FURNITURE >

To compliment our paving ranges, we are now offering a selection of garden furniture and accessory products to enhance any outdoor living space.

See overleaf for some of the new and exciting additions!



Cottage outdoor bistro set

GARDEN FURNITURE RANGE



4 SEASONS OUTDOOR COTTAGE BISTRO SET WITH DALI TABLE





4-chair / round table option available.

Description

Hairpin legs and open weaves are features of Cottage that make this Bistro set look retro and classy. As we use the most weather resistant materials, our Cottage dining chair is a statement in your garden for many years to come.

Specification

Item	Dimensions (HxWxD)
COTTAGE DINING CHAIR WITH 2 CUSHIONS	82 x 64 x 63 ^{CM}
DALI BISTRO TABLE	72 x 73 ^{CM} (HxW)





Empire corner set

PAVING

by GRS

GARDEN FURNITURE RANGE



4 SEASONS OUTDOOR EMPIRE CORNER SET



Description

Create your own corner sofa: Empire is a modern lounge series consisting of modular elements to combine and make a complete statement. Thick lounge cushions and bulky frames match Empire's big teak platforms.

Specification

Item	Dimensions (HxWxD)
EMPIRE MODULAR 2 SEATER - Platform R (Seat height x Depth)	68 x 184.5 x 87.5 ^{CM} 40 x 55 ^{CM}
EMPIRE MODULAR 2 SEATER - Platform L (Seat height x Depth)	68 x 184.5 x 87.5 ^{CM} 40 x 55 ^{CM}
EMPIRE MODULAR CORNER (Seat height x Depth)	68 x 87.5 x 87.5 ^{CM} 40 x 55 ^{CM}
EMPIRE MODULAR CENTRE (Seat height x Depth)	68 x 74.5 x 87.5 ^{CM} 40 x 55 ^{CM}
COFFEE TABLE	-



Modular 2-seater platform (R)



Modular centre



Modular corner



Modular 2-seater platform (L)



Coffee table





Extreme Lounging B-bulb Plus

GARDEN FURNITURE RANGE



UV
RESISTANT



WATER
RESISTANT

EXTREME LOUNGING B-BULB PLUS



Key features

- x3 brightness settings
- 45 Lumen output
- UV Resistant
- Internal recharge
- 10hr battery life
- Indoor/outdoor use
- Weight: 1.5Kg

Description

The B-bulb Plus combines elegance, design and brightness to make an iconic light. For both indoor and outdoor use. Portable, long life and rechargeable with USB.

The elegant nature of this outdoor lantern makes for a wonderful feature during the evenings. Displaying consistent volumes of brightness, garden lighting will be handed greater levels of charm for a more ambient atmosphere. Made with 100% weatherproof materials, the product offers a great decking light solution. Even when the climate takes a turn for the worst, its robust construction means functionality will remain intact. Low energy consumption means using these as lanterns for garden areas will be done so with the environment in mind. Maintenance is simple, often requiring a wipe every so often to remain appropriately bright.

Specification

Item	Dimensions (HxWxD)
B-BULB PLUS	30 x 30 x 55 ^{CM}



Extreme Lounging B-bag Mighty

PAVING

by GRS

GARDEN FURNITURE RANGE



EXTREME LOUNGING B-BAG MIGHTY



Orange



Red



Pink



Berry



Royal



Aqua



Lime



Sea Blue



Silver Grey



Grey



Black

Description

This adult size bean bag is the perfect way to achieve total relaxation. Permanent placement within your garden is achievable due to its robust construct, helping to combat harsh weather conditions. These bean bag chairs for adults have managed to take lounging into new and exciting places, creating the finest levels of comfort. You will also benefit from weather resistance no matter which of the eleven fabric colours you have chosen, making them ideal for long days lounging in the sun. Along with the child orientated outdoor B-Bag Mini, grabbing hold of these large bean bag chairs for adults means you can enjoy quality family time together in the garden. Improvements will also be made to your current aesthetic, due to the bright and vibrant tones they provide.

Specification

Item	Dimensions (HxWxD)
B-BAG MIGHTY	94 x 99 x 80 ^{CM}





COMPOSITE DECKING >

A brand new product to further enhance outdoor living spaces. Contemporary, low-maintenance dual-faced composite decking in 4 beautiful colours.

See overleaf for the range.



Decking colour: Stone Grey

PAVING

by GRS

COMPOSITE DECKING RANGE



ANTHRACITE
3660x140^{MM}



STONE GREY
3660x140^{MM}



HAZELNUT BROWN
3660x140^{MM}



TROPICAL BROWN
3660x140^{MM}



Thickness:



Description

High quality, 26mm thick decking boards with traditional and decorative face profiles. The system fixes with hidden clips and screws and can be mounted onto a traditional timber frame or on the supplied colour-matched hybrid joists and pedestals.

Specification

Colour	Boards per Pallet	Board length	Pallet Coverage M ²
ANTHRACITE	120	3.66m	61.49
STONE GREY	120	3.66m	61.49
HAZELNUT BROWN	120	3.66m	61.49
TROPICAL BROWN	120	3.66m	61.49

Available installation accessories



General paving product information

Trust

We work to offer the best premium landscaping options and solutions in the market and we constantly invest in both our people and ranges to ensure you receive the highest quality products for your landscaping projects.

Here are 6 reasons why GRS Paving can be your trusted supplier:

- Large product range to support your project available when you need
- All products are ethically sourced
- We provide a sample service
- We offer direct to site delivery on our entire paving range
- Installer network support
- We support our merchant partners only supplying through them to help you with your project.

Upon receiving your paving

All products must be checked upon arrival and in the unlikely event of products reaching you in a less than satisfactory condition, please refer to your stockist immediately allowing time for the affected product to be replaced. Do not install any affected product as we will be unable to consider changing it or would we accept any installation costs. We recommend if you are going to be away from home whilst the product is laid by a contractor, please check the product in advance.

Dimensions

All sizes throughout our catalogue are stated and are estimates and will be subject to minor variation and tolerance. Tolerances may vary slightly from product to product and specific guidance should be sought from an installer or our expert support team.

Wastage

Allow for cuts and positioning during install allow for individual units and characteristics that may not be to the users liking and consider that due to the nature of some of our products and the journey they endure to get to your door some breakages maybe incurred. We would recommend working on a 10% additional allowance for the area and volume calculated.

Specifications

We reserve the right to change or discontinue a product without notice. We cannot accept liability for products used for purposes they were not intended for. We would always recommend taking expert advice on the suitability of a product for your specific needs.

Colours and Batch Matches

The images in the portfolio are only indicative of the shades and their portions that maybe represented In any given production batch particularly with natural stone ranges. The colours shown are as accurate as reprographic allows.

Sandstone colours

Crates and packs should be mixed during the installation to create a blend across your entire project and to avoid colour banding. This is particularly relevant in natural stone and we would suggest mixing even if the delivery has been batch matched.

Please remember that with natural products and those containing an aggregate as we work with our supply chain partners through a quarry shades will alter so batches previously purchased or installations shown in our imagery may vary from current supply.

Porcelain colours and batch matches

It is strongly recommended that you ensure your delivery is supplied from the same production run. This will be evident by a batch code printed on the label on the crate with a unique code. It is important this is checked before any installation takes place and in the unlikely event a multiple of batches, you contact your stockist immediately to rectify. We will be unable to consider changing it or would we accept any installation costs if an installation has already begun.

Weathering

Overtime environmental conditions and types of use of your completed project will impact on our paving from organic discoloration such as algae, bird droppings and fallen leaves through to general soiling and tyre marks. The appearance of the product maybe affected as a result. Regular cleaning of our products is recommended.


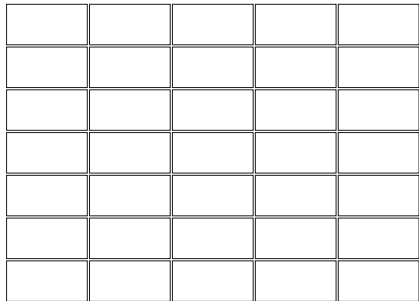

Due to the composition of natural stone and natural aggregates and its mineral content, oxidises colour variations may also occur.

GRS cannot accept any responsibility for potential weathering characteristics or the effects of potentially deleterious materials.

Example layouts



Traditional pattern for:

All sizes



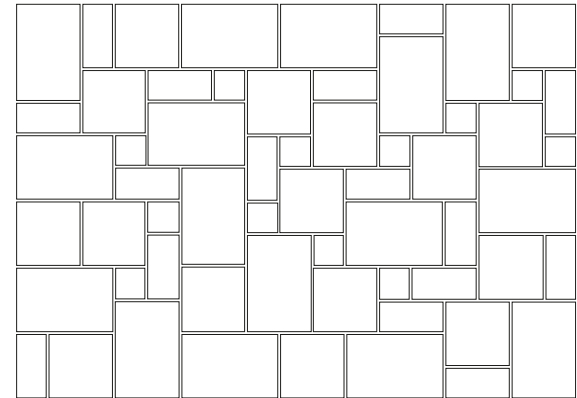
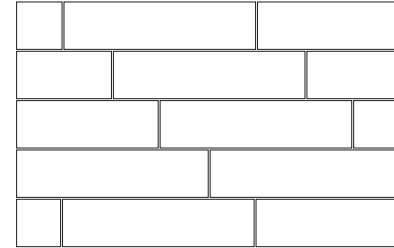
Brick-bond pattern for:

600x600, 600x900, 600x1200, 400x800, 450x900



Staggered pattern for:

300x1200



Patio Pack layout:

(4 paver sizes)

grspaving.com

grs | **PAVING**

Visit our website

