

21/22

FINANCIALS

For the 2021/22 financial year, group turnover was up by 13% to £229m (2020/21: £202m) and our profit was up by a similar percentage with margins remaining largely the same as previous years.


Following the unprecedented challenges of 2020, we were delighted to see turnover bounce back to pre-pandemic form and higher.

That momentum has continued into the first half of our 2022/23 financial year where we have continued to experience growth in both our UK and US markets. There continues to be strong demand from clients for our core services of Cost Management and Project Management as well as Project Controls and Infrastructure.

With the effects of inflation, a tight labour market and rising interest rates, we are cautious in our outlook, but for now, we remain confident about the future and about the opportunities that lie ahead.

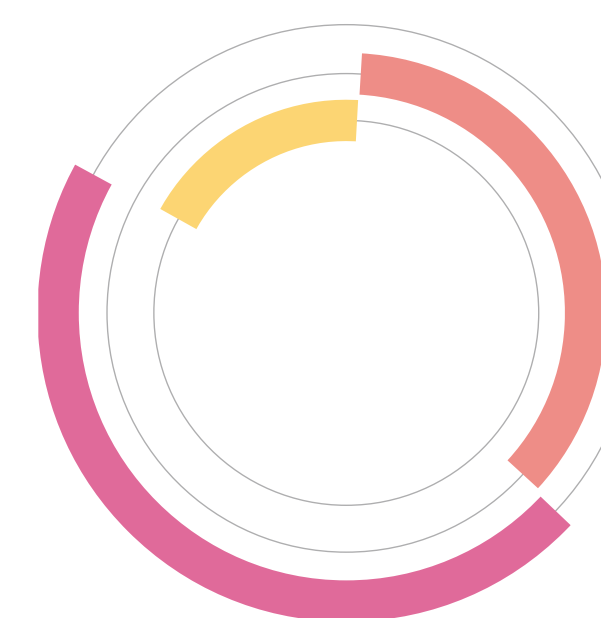
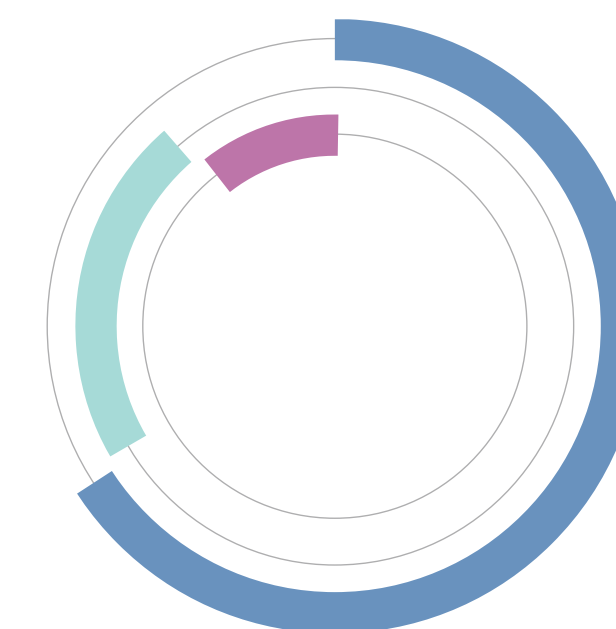


Adam Glover Managing Partner



Regional Group Turnover (£000s)

London	151,260	66%
USA	51,507	23%
Other UK Offices	26,211	11%



Turnover By Service (£000s)

Project Management	105,383	46%
Cost Management	81,852	36%
All Other Services	41,743	18%

	2021/22	2020/21
Project Management	105,383	88,542
Cost Management	81,852	74,180
Programme & Project Controls	19,559	18,160
Construction Management	3,790	3,509
Development Monitoring	2,916	2,783
Principal Designer & CDM Consultancy	1,841	1,751
FM Consultancy	1,765	1,281
Tax Consultancy	945	1,044
Dispute Resolution	-	787
Total Fees Earned	218,051	192,037
Add Sub-Consultants	10,927	9,806
Group Turnover	228,978	201,843