



Guaranty Trust Bank (Liberia) Ltd

GUARANTY TRUST BANK (LIBERIA) LIMITED

**ANNUAL REPORT AND FINANCIAL STATEMENTS
FOR THE YEAR ENDED DECEMBER 31, 2022**

CONTENTS	PAGE(S)
Corporate information	2
Report of the Directors	3 – 4
Corporate Governance Report	5 - 8
Independent auditor's report	9 – 11
Financial statements	
Statement of financial position	12
Statement of comprehensive income	13
Statement of cash flows	14
Statement of changes in equity	15 – 16
Notes	17 – 76

CORPORATE INFORMATION

Board of Directors	Amb. Prof. Dew Tuan-Wleh Mayson (Chairman) (Appointed May 3, 2022) Mr. Ernest C.B. Jones (Chairman) (Resigned January 16, 2022) Mr. Ikenna Anekwe (Managing Director) Dr. Richard Tolbert (Independent) (Resigned May 13, 2022) Prof. Ophelia I. Weeks (Independent) Mr. Kpedee Woiwor (Independent) Mr. Thomas John (Non-Executive) Mr. Ahmed Liman (Non-Executive) Mr. Joseph R. Crayton (Independent) (Appointed May 3, 2022)
Registered office	Guaranty Trust Bank (Liberia) Limited 13 th Street, Sinkor Tubman Boulevard P.O. Box 0382 1000 Monrovia 10, Liberia
Solicitor	Heritage Partners & Associates Heritage House Old Road Junction Monrovia, Liberia
Independent auditor	PricewaterhouseCoopers (Liberia) LLC 9 th Street, Payne Avenue Sinkor 1000 Monrovia 10, Liberia

REPORT OF THE DIRECTORS

The directors have the pleasure in presenting their report on the affairs of Guaranty Trust Bank (Liberia) Limited, together with the audited financial statements and the auditor's report for the financial year ended December 31, 2022.

Legal form and principal activity

Guaranty Trust Bank (Liberia) Limited was registered on June 7, 2007 and granted a full operational license on March 6, 2009. The Bank's principal activity remains the provision of commercial banking services to its customers, such as retail banking, granting of loans and advances, corporate finance, money market activities and related services, as well as foreign exchange operations.

The Bank is a subsidiary of Guaranty Trust Bank Nigeria Limited, a company incorporated in the Federal Republic of Nigeria with its parent company, Guaranty Trust Holding Company Plc listed on the Nigerian and London Stock Exchanges.

Guaranty Trust Bank Nigeria Limited, currently owns 99.43% of the issued share capital of the Bank with some highly reputable Liberians holding 0.57%.

Statement of Directors responsibility

The Board of Directors has the following responsibilities regarding the financial statements. The Board;

1. has general power to manage the business of the Bank.
2. is responsible to ensure that the books of accounts of the Bank are kept in a manner suitable for financial reporting and other relevant purposes and in particular ensures that;
 - a. the accounting records of the Bank are satisfactorily maintained, and its financial statements presented in accordance with International Financial Reporting Standards and with the requirements of the Business Corporation Act of the Associations Law (amended) 2020 and the New Financial Institutions Act, 1999;
 - b. applicable accounting standards are followed, subject to any material departures to be disclosed or explained in the financial statements; and
 - c. the financial statements are prepared on the going-concern basis unless it is inappropriate to presume that the Bank will continue in business.
3. shall be responsible to put in place the relevant mechanism for safeguarding the assets of the Bank and take reasonable steps for the prevention of fraud and other forms of irregularities, and for prompt detection of these if they should nonetheless occur.

The Articles of Incorporation of Guaranty Trust Bank (Liberia) Limited also authorize the Board to appoint members of committees as it may deem necessary and to delegate to these committees such powers as the Board considers appropriate under the circumstance.

Guaranty Trust Bank (Liberia) Limited
Report of the Directors
For the year ended December 31, 2022

REPORT OF THE DIRECTORS (continued)

Statement of Directors responsibility (continued)

The above statement of responsibilities of the Board of Directors regarding the financial statements of the Bank shall be read in conjunction with the statement of the auditor's responsibilities set out in the independent auditor's opinion. This is necessary and is being done with the view to distinguish, for the benefit of the shareholders and other users of the accompanying financial statements, the respective responsibilities of the Board of Directors and the auditors in relation to the financial statements of Guaranty Trust Bank (Liberia) Limited.

Changes on the Board

Mr. Ernest. C.B. Jones and Dr. Richard Tolbert resigned from the Board effective January 16, 2022 and May 13 2022 respectively. Amb. Prof. Dew Tuan-Wleh Mayson and Mr. Joseph R. Crayton were appointed to the Board on May 3, 2022.


Going concern

We have no plans or intentions, for example to dispose of the business or cease operations that may materially alter the carrying amounts or classification of assets and liabilities recognised in the financial statements.

Financial results

A highlight of the Bank's performance for the year ended December 31, 2022 is summarized in the table below:

	2022	2021
	LRD '000	LRD'000
Gross earnings	3,482,589	3,006,558
Profit before income tax expense	480,529	996,659
Income tax expense	(95,768)	(290,624)
Profit for the year	384,762	706,035



Amb. Prof. Dew Tuan-Wleh Mayson
Chairperson of the Board

Date: FEBRUARY 20, 2023

CORPORATE GOVERNANCE REPORT

Commitment to Corporate Governance

In Guaranty Trust Bank (Liberia) Limited, we are committed to upholding the creed and principles of good corporate governance in all our operations. Our good corporate governance is the bedrock of trust and confidence reposed in us by shareholders, business partners, employees and the key to our continued long-term success. In building our corporate governance objective, the Bank's "Orange Rules" of Simplicity, Professionalism, Service, Friendliness, Excellence, Trustworthiness, Social Responsibility and Innovation signify the Bank's guiding ideologies upon which it was established and remain the foundation upon which we have built and developed our exemplary corporate governance practices. The Bank's Orange rules are fundamental to our culture and are part of the everyday conduct of the Bank's business.

In the pursuit to deliver greater shareholder value, we continue to subject our operations to the highest standards of corporate governance, which is an essential foundation for sustainable corporate success. In view of globalization, digitalization and increased penetration of artificial intelligence in the world and specifically in the banking industry, our resolve to maintain good corporate governance principles has become more important to us.

Guaranty Trust Bank (Liberia) Limited is governed by a framework that facilitates checks and balances and ensures that appropriate controls are put in place. It encompasses authority, accountability, stewardship, leadership, direction and control and ensures that the responsibilities and functions of the Board as well as the senior management of the Bank are well defined.

The Bank has a Corporate Governance Code which is consistent with the extant provisions of New Financial Institutions Act (FIA) of 1999 and the "Corporate Governance Regulation for Financial Institutions "(Regulation No CBL/SD/001/2012) published by the Central Bank of Liberia.

The Board of Directors

The Board of Directors is responsible for the governance of the Bank and is accountable to shareholders for creating and delivering sustainable value through the management of the Bank's business.

The Board is committed to the highest standards of business integrity, ethical values and governance; it recognizes the responsibility of the Bank to conduct its affairs with transparency, prudence, fairness, accountability and social responsibility, thereby safeguarding the interests of all stakeholders.

The Board ensures that an appropriate level of checks and balances is maintained, in order to ensure that decisions are taken with the best interest of the Bank's stakeholders in mind. Directors of the Bank possess the right balance of expertise, skills and experience, which translates to an effective Board and an executive management team capable of steering the affairs of the Bank in an ever changing and challenging environment.

The Board determines the overall strategy of the Bank and follows up on its implementation and supervises the performance of the Bank thus actively contributing to developing the Bank as a focused and sustainable brand.

The synergy between the Board and Management fosters interactive dialogue in setting broad policy guidelines in the management and direction of the Bank to enhance optimal performance and ensure that associated risks are properly managed. Furthermore, the Board plays a central role in conjunction with management in ensuring that the Bank is financially strong, well governed and risks are identified and well mitigated.

CORPORATE GOVERNANCE REPORT (continued)

The Board of Directors (continued)

As at 31 December 2022, the Board of Directors of Guaranty Trust Bank (Liberia) Limited consisted of seven (7) members. They include three (3) independent non-executive directors, the Chairman and two (2) Non-Executive Directors who are representatives of Guaranty Trust Bank Nigeria Limited and the Managing Director. The Board of Directors met four (4) times during the year.

In addition to the Board's direct oversight, the Board exercises its oversight responsibilities through four (4) Committees, namely, Board Audit Committee, Board Risk Management Committee, Board Credit Committee and Board Asset and Liability Committee. The Board has adopted standard evaluation tools that help assess the performance of the Board, its committees and individual members on an annual basis.

Board Audit Committee

	Role	Number of Meetings	Attendance
Dr. Richard Tolbert*	Chairman	4	1
Mr. Joseph R. Crayton*	Chairman	4	3
Prof. Ophelia Inez Weeks	Member	4	4
Mr. Thomas John	Member	4	4

*Dr. Richard Tolbert resigned from the Board in May 2022 and was replaced with Mr. Joseph Crayton in May 2022.

The Board Audit Committee is mandated to:

- (a) review the integrity of the Bank's financial reporting and overseeing the independence and objectivity of the external auditor;
- (b) review the activities, findings, conclusions and recommendations of the external auditors relating to the Bank's annual audited financial statements;
- (c) review the Management Letter of the external auditor and management's response thereto;
- (d) review the appropriateness and completeness of the Bank's statutory accounts and its other published financial statements;
- (e) receive a summary of whistle blowing cases reported and the result of the investigation from the Head of Internal Audit;
- (f) review and approve the annual audit plan and make necessary changes to the plan, the adoption of which must be subject to the full Board's approval giving due relevance to the Committee's recommendation(s);
- (g) review the performance of the Head of Internal Audit annually and the overall internal audit function quarterly;
- (h) make recommendations to the full board on the appointment, re-appointment and change of the external auditor;
- (i) approve the remuneration and terms of engagement of the external auditor; and
- (j) review the Bank's procedures for preventing and detecting fraud.

CORPORATE GOVERNANCE REPORT (continued)

Board Risk Management Committee

	Role	Number of Meetings	Attendance
Prof. Ophelia Inez Weeks	Chairperson	4	4
Dr. Richard Tolbert*	Member	4	1
Mr. Kpedee Woiwor	Member	4	4
Mr. Joseph R. Crayton*	Member	4	3

* Dr. Richard Tolbert resigned in May 2022 and was replaced by Mr. Joseph R. Crayton in May 2022.

This Committee is tasked with the responsibility of setting and reviewing the Bank's risk policies. The coverage of supervision includes the following: credit risk, reputational risk, operational risk, technology risk, market risk, liquidity risk and other pervasive risks as may be posed by the events in the industry at any point in time.

The Board Risk Management Committee is mandated to:

- (a) review and recommend for the approval of the Board, the Bank's Risk Management Policies including the risk profile and limits;
- (b) determine the adequacy and effectiveness of the Bank's risk detection and measurement systems and controls;
- (c) ensure that the Bank is not exposed to undue fluctuations in its balance sheets, including liquidity risk, foreign exchange position and credit risk;
- (d) regularly review the statement of financial position of the Bank to ascertain areas of high risk, and ensure that the risk level is consistent with the risk tolerance limit set by the Bank;
- (e) ensure that the assets of the Bank are properly protected by putting adequate risk management framework in place to cover all key risk activities of the Bank;
- (f) develop effective mechanism for ensuring compliance with anti-money laundering and combating financing of terrorism (AML/CFT) standards;
- (g) review and assess the integrity of the risk control systems and ensure that the risk policies and strategies are effectively managed;
- (h) set out the nature, role, responsibility and authority of the risk management function within the Bank and outline the scope of risk management duties and responsibilities;
- (i) monitor external developments related to the practice of corporate accountability and the reporting of associated risks, which may have emerging and prospective impact on the operations of the Bank; and
- (j) provide independent and objective oversight and review of the information presented by the management on corporate accountability and associated risks, also taking account of risk concerns raised by management in the Audit Committee and Asset and Liability Committee meetings on financial, business and strategic risk.

CORPORATE GOVERNANCE REPORT (continued)

Board Credit Committee

	Role	Number of Meetings	Attendance
Mr. Thomas John	Chairman	4	4
Mr. Ikenna Anekwe	Member	4	4
Mr. Ahmed Liman	Member	4	4

The Board Credit Committee is mandated to:

- (a) review and oversee the overall lending policy of the Bank;
- (b) deliberate on and approve loan applications in excess of the defined limits for management and the Management Credit Committee;
- (c) direct the formulation, review and monitoring of the credit principles and policies of the Bank;
- (d) ensure that there are effective procedures and resources to identify and manage irregular problem credits, minimize credit losses and maximize recoveries; and
- (e) direct, monitor, review and consider all issues that may materially impact on the present and future quality of the Bank's credit risk management.

Board Asset and Liability Committee

	Role	Number of Meetings	Attendance
Mr. Ahmed Liman	Chairman	4	4
Mr. Kpedee Woiwor	Member	4	4
Mr. Ikenna Anekwe	Member	4	4

The Board Asset and Liability Committee is mandated to:

- (a) define the risk tolerance limit of the Bank as it relates to the asset composition of the Bank, including its loan, assets, investments and trading position;
- (b) ensure that the Bank is not exposed to undue fluctuations in its balance sheets, including liquidity risk, foreign exchange position and credit risk;
- (c) ensure that the assets of the Bank are properly protected. As such, it should ensure that there is adequate risk management framework in place, covering all key activities of the Bank; and
- (d) regularly review of the statement of financial position of the Bank to ascertain areas of high risk, and ensure that the risk level is consistent with the risk tolerance limit set by the Bank.

**INDEPENDENT AUDITOR'S REPORT
TO THE MEMBERS OF GUARANTY TRUST BANK (LIBERIA) LIMITED**

REPORT ON THE AUDIT OF THE FINANCIAL STATEMENTS

Our opinion

In our opinion, the accompanying financial statements give a true and fair view of the financial position of Guaranty Trust Bank (Liberia) Limited (the "Bank") as at December 31, 2022, and of its financial performance and its cash flows for the year then ended in accordance with International Financial Reporting Standards and the New Financial Institutions Act of 1999.

What we have audited

We have audited the financial statements of Guaranty Trust Bank (Liberia) Limited for the year ended December 31, 2022.

The financial statements comprise:

- the statement of financial position as at December 31, 2022;
- the statement of comprehensive income for the year then ended;
- the statement of changes in equity for the year then ended;
- the statement of cash flows for the year then ended; and
- the notes to the financial statements, which include a summary of significant accounting policies.

Basis for opinion

We conducted our audit in accordance with International Standards on Auditing (ISAs). Our responsibilities under those standards are further described in the Auditor's responsibilities for the audit of the financial statements section of our report.

We believe that the audit evidence we have obtained is sufficient and appropriate to provide a basis for our opinion.

Independence

We are independent of the Bank in accordance with the International Code of Ethics for Professional Accountants (including International Independence Standards) (the Code) issued by the International Ethics Standards Board for Accountants that are relevant to our audit of the financial statements. We have fulfilled our other ethical responsibilities in accordance with the Code.

Emphasis of matter

We draw attention to Note 29 in the financial statements, which refers to certain unfavourable judgments against the Bank which are undergoing the legal appeal processes. No provision has been made by the Bank in the financial statements. Our opinion is not modified in respect of this matter.

**INDEPENDENT AUDITOR'S REPORT
TO THE MEMBERS OF GUARANTY TRUST BANK (LIBERIA) LIMITED (continued)**

Other information (continued)

The directors are responsible for the other information. The other information comprises the Corporate Information, Report of the Directors and Corporate Governance Report but does not include the financial statements and our auditor's report thereon.

Our opinion on the financial statements does not cover the other information and we do not express any form of assurance conclusion thereon.

In connection with our audit of the financial statements, our responsibility is to read the other information identified above and, in doing so, consider whether the other information is materially inconsistent with the financial statements or our knowledge obtained in the audit, or otherwise appears to be materially misstated.

If, based on the work we have performed on the other information, we conclude that there is a material misstatement of this other information, we are required to report that fact. We have nothing to report in this regard.

Responsibilities of the directors for the financial statements

The directors are responsible for the preparation of financial statements that give a true and fair view in accordance with International Financial Reporting Standards and with the requirements of the Business Corporation Act of the Associations Law (amended) 2020 and the New Financial Institutions Act of 1999, and for such internal control as the directors determine is necessary to enable the preparation of financial statements that are free from material misstatement, whether due to fraud or error.

In preparing the financial statements, the directors are responsible for assessing the Bank's ability to continue as a going concern, disclosing, as applicable, matters related to going concern and using the going concern basis of accounting unless the directors either intend to liquidate the Bank or to cease operations, or have no realistic alternative but to do so.

The directors are responsible for overseeing the Bank's financial reporting process.

Auditor's responsibilities for the audit of the financial statements

Our objectives are to obtain reasonable assurance about whether the financial statements as a whole are free from material misstatement, whether due to fraud or error, and to issue an auditor's report that includes our opinion. Reasonable assurance is a high level of assurance, but is not a guarantee that an audit conducted in accordance with ISAs will always detect a material misstatement when it exists. Misstatements can arise from fraud or error and are considered material if, individually or in the aggregate, they could reasonably be expected to influence the economic decisions of users taken on the basis of these financial statements.

As part of an audit in accordance with ISAs, we exercise professional judgment and maintain professional skepticism throughout the audit. We also:

- Identify and assess the risks of material misstatement of the financial statements, whether due to fraud or error, design and perform audit procedures responsive to those risks, and obtain audit evidence that is sufficient and appropriate to provide a basis for our opinion. The risk of not detecting a material misstatement resulting from fraud is higher than for one resulting from error, as fraud may involve collusion, forgery, intentional omissions, misrepresentations, or the override of internal control;

**INDEPENDENT AUDITOR'S REPORT
TO THE MEMBERS OF GUARANTY TRUST BANK (LIBERIA) LIMITED (continued)**

Auditor's responsibilities for the audit of the financial statements (continued)

- Obtain an understanding of internal control relevant to the audit in order to design audit procedures that are appropriate in the circumstances, but not for the purpose of expressing an opinion on the effectiveness of the Bank's internal control;
- Evaluate the appropriateness of accounting policies used and the reasonableness of accounting estimates and related disclosures made by the directors;
- Conclude on the appropriateness of the directors' use of the going concern basis of accounting and, based on the audit evidence obtained, whether a material uncertainty exists related to events or conditions that may cast significant doubt on the Bank's ability to continue as a going concern. If we conclude that a material uncertainty exists, we are required to draw attention in our auditor's report to the related disclosures in the financial statements or, if such disclosures are inadequate, to modify our opinion. Our conclusions are based on the audit evidence obtained up to the date of our auditor's report. However, future events or conditions may cause the Bank to cease to continue as a going concern; and
- Evaluate the overall presentation, structure and content of the financial statements, including the disclosures, and whether the financial statements represent the underlying transactions and events in a manner that achieves fair presentation.

We communicate with the directors regarding, among other matters, the planned scope and timing of the audit and significant audit findings, including any significant deficiencies in internal control that we identify during our audit.

REPORT ON OTHER LEGAL AND REGULATORY REQUIREMENTS

In accordance with section 21(1)(a) of the New Financial Institutions Act of 1999, we hereby confirm that:

- i) we have obtained all the information and explanations which to the best of our knowledge and belief were required for the purposes of our audit; and
- ii) the Bank's balance sheet (statement of financial position) and income statement (statement of comprehensive income) are properly drawn up so as to present a true and fair view of the state of the Bank's affairs according to the best of the information and the explanations given to us, and as shown by the books of the Bank.



PricewaterhouseCoopers
Certified Public Accountants
Monrovia, Liberia
May 17, 2023




Guaranty Trust Bank (Liberia) Limited
Financial statements
For the year ended December 31, 2022

STATEMENT OF FINANCIAL POSITION
(All amounts are in Liberian dollars)


	Note	2022	2021
Assets			
Cash and bank balances	16	7,503,298,345	6,573,547,981
Investment securities	17	9,182,021,854	3,039,114,773
Loans and advances to customers	18	16,863,650,183	12,772,140,460
Property and equipment	19	1,158,436,353	1,061,149,650
Intangible assets	20	75,966,537	49,827,542
Right-of-use assets	22	397,751,706	430,029,146
Other assets	21	1,389,548,165	949,903,346
Total assets		36,570,673,143	24,875,712,898
Liabilities			
Deposits from customers	23	32,068,101,635	20,532,368,942
Due to related parties	25	154,491	55,857
Current income tax liabilities	15	15,598,380	185,599,824
Deferred tax liabilities	24	121,137,377	89,768,598
Lease liabilities	22	276,605,505	264,109,565
Other liabilities	26	868,601,329	838,416,645
Total liabilities		33,350,198,717	21,910,319,431
Equity			
Share capital	27	1,062,500,000	1,062,500,000
Retained earnings	27	1,561,829,013	1,234,781,373
Foreign currency translation reserve	27	177,690,318	307,371,288
Statutory reserve	27	418,455,095	360,740,806
Total equity attributable to owners of the Bank		3,220,474,426	2,965,393,467
Total liabilities and equity		36,570,673,143	24,875,712,898

The notes on pages 17 to 76 are an integral part of these financial statements.

The financial statements on pages 12 to 76 were approved by the Board of Directors on.....2023 and signed on their behalf by:


.....
Chairman of the Board


.....
Company Secretary

FEBRUARY 20

.....
Managing Director

STATEMENT OF COMPREHENSIVE INCOME

(All amounts are in Liberian dollars)

		For the year ended December 31	
	Note	2022	2021
Interest income	5	1,897,573,443	1,568,729,679
Interest expense	6	(355,096,767)	(270,220,874)
Net interest income		1,542,476,676	1,298,508,805
Fee and commission income	7	1,416,465,654	1,331,784,172
Fee and commission expense	8	(36,985,866)	(72,454,167)
Net fee and commission income		1,379,479,788	1,259,330,005
Net trading (expenses)/income	9	(12,552,696)	18,166,944
Other income	10	181,103,077	87,877,143
Other income		168,550,381	106,044,087
Operating income		3,090,506,845	2,663,882,897
Personnel expenses	11	(363,336,582)	(365,472,929)
Impairment (charge)/reversal on financial assets	12	(588,797,360)	16,470,122
Depreciation and amortization	13	(223,910,589)	(241,711,191)
Other operating expenses	14	(1,433,932,875)	(1,076,509,727)
Profit before income tax		480,529,439	996,659,172
Income tax expense	15	(95,767,510)	(290,623,932)
Profit for the year		384,761,929	706,035,240
Other comprehensive income			
<i>Items that may be reclassified to profit or loss</i>			
Exchange difference on translation from US dollars to Liberian dollars		(129,680,970)	(295,913,876)
Total comprehensive income attributable to equity holders of the Bank		255,080,959	410,121,364

The notes on pages 17 to 76 are an integral part of these financial statements.

STATEMENT OF CASH FLOWS

(All amounts are in Liberian dollars)

		Year ended December 31	
	Note	2022	2021
Cash flows from operating activities			
Profit before income tax		480,529,439	996,659,172
Adjustments for:			
Depreciation and amortization	13	223,910,589	241,711,191
Gains on disposal of property and equipment	10	-	(120,591)
Interest expense on lease liabilities	22	15,169,876	17,539,832
Exchange loss/(gain) on lease liabilities	22	16,725,082	(36,349,537)
Changes in:			
Loans and advances to customers	18	(4,091,509,723)	(1,030,799,666)
Other assets	21	(439,644,819)	549,916,738
Deposits from customers	23	11,535,732,693	3,116,607,262
Mandatory deposits	16	(355,387,636)	(1,560,044,459)
Due to related parties	25	98,634	(434,703)
Other liabilities	26	30,184,684	322,032,545
Income tax paid	15	(234,400,175)	(91,178,290)
Net cash inflow from operating activities		7,181,408,644	2,525,539,494
Cash flows from investing activities			
Net purchases of investment securities	17	(6,142,907,081)	(2,525,039,237)
Purchase of property and equipment	19	(262,226,239)	(254,224,401)
Purchase of intangible assets	20	(39,938,613)	(26,967,570)
Proceeds from the disposal of property and equipment	19	-	120,591
Net cash outflow from investing activities		(6,445,071,933)	(2,806,110,617)
Cash flows from financing activities			
Finance lease payments	22	(19,399,018)	(46,872,886)
Net cash outflow from financing activities		(19,399,018)	(46,872,886)
Net increase/(decrease) in cash and cash equivalents		716,937,693	(327,444,009)
Cash and cash equivalents at beginning of year		5,013,503,522	5,503,700,516
Effect of exchange rate fluctuations		(142,574,965)	(162,752,985)
Cash and cash equivalents at the end of the year	16	5,587,866,250	5,013,503,522

The notes on pages 17 to 76 are an integral part of these financial statements.

Guaranty Trust Bank (Liberia) Limited
Financial statements
For the year ended December 31, 2022

STATEMENT OF CHANGES IN EQUITY

(All amounts are in Liberian dollars)

Year ended December 31, 2022						
	Note	Share capital	Statutory Reserve	Foreign currency translation reserve	Retained earnings	Total
Balance at January 1, 2022		1,062,500,000	360,740,806	307,371,288	1,234,781,373	2,965,393,467
Profit for the year		-	-	-	384,761,929	384,761,929
Other comprehensive income						
Foreign currency translation	27	-	-	(129,680,970)	-	(129,680,970)
Total comprehensive income		-	-	(129,680,970)	384,761,929	255,080,959
Transfer to statutory reserve		-	57,714,289	-	(57,714,289)	-
Balance at December 31, 2022		1,062,500,000	418,455,095	177,690,318	1,561,829,013	3,220,474,426

The notes on pages 17 to 76 are an integral part of these financial statements.

Guaranty Trust Bank (Liberia) Limited
Financial statements
For the year ended December 31, 2022

STATEMENT OF CHANGES IN EQUITY (continued)

(All amounts are in Liberian dollars)

<u>Year ended December 31 2021</u>	Note	Share capital	Statutory reserve	Foreign currency translation reserve	Retained earnings	Total
Balance at January 1, 2021		1,062,500,000	254,835,520	603,285,164	634,651,419	2,555,272,103
Profit for the year		-	-	-	706,035,240	706,035,240
Other comprehensive income						
Foreign currency translation	27	-	-	(295,913,876)	-	(295,913,876)
Total comprehensive income		-	-	(295,913,876)	706,035,240	429,462,676
Transfer to statutory reserve		-	105,905,286	-	(105,905,286)	-
At December 31, 2021		1,062,500,000	360,740,806	307,371,288	1,234,781,373	2,965,393,467

The notes on pages 17 to 76 are an integral part of these financial statements.

NOTES

1. Reporting entity

Guaranty Trust Bank (Liberia) Limited (the Bank) is a limited liability company incorporated and domiciled in Liberia. The address of the Bank's registered office is 13th Street, Sinkor, Tubman Boulevard, P.O. Box 0382, 1000 Monrovia 10, Liberia. The Bank is a subsidiary of Guaranty Trust Bank Nigeria Limited. The Bank operates with a universal Banking license that allows it to undertake all banking and related service.

2. Significant accounting policies

The principal accounting policies applied in the preparation of the financial statements are set out below. These accounting policies have been consistently applied to all periods presented in these financial statements.

2.1 Basis of preparation

The financial statements of the Bank have been prepared in accordance with International Financial Reporting Standards (IFRS) and with the requirements of the New Financial Institutions Act (1999) and the Business Corporation Act of the Associations Law (amended) 2020. These financial statements have been prepared under the historical cost convention unless otherwise stated.

The preparation of financial statements in conformity with IFRS requires the use of certain critical accounting estimates. It also requires the directors to exercise judgment in the process of applying the Bank's accounting policies.

(a) Functional and presentation currency

Items included in the financial statements are measured using the currency of the primary economic environment in which the entity operates ('the functional currency'). The Bank's functional currency is the United States Dollars while the presentation currency is the Liberian Dollars.

(b) Use of estimates and judgments

The preparation of the financial statements requires the directors to make judgments, estimates and assumptions that affect the application of policies and reported amounts of assets and liabilities, income and expenses. The estimates and associated assumptions are based on historical experience and various other factors that are believed to be reasonable under the circumstances, the results of which form the basis of making the judgments about carrying values of assets and liabilities that are not readily apparent from other sources. Actual results may differ from these estimates.

The estimates and underlying assumptions are reviewed on an ongoing basis. Revisions to accounting estimates are recognized in the period in which the estimate is revised and in any future periods affected. The areas involving a higher degree of judgment or complexity, or areas where assumptions and estimates are significant to the financial statements are disclosed in Note 4.

NOTES (continued)

2. Significant accounting policies (continued)

2.2 Changes in accounting policies and disclosures

(i) New and amended standards and interpretations adopted by the Bank

Property, Plant and Equipment: Proceeds before Intended Use – Amendments to IAS 16

The amendment to IAS 16 Property, Plant and Equipment (PP&E) prohibits an entity from deducting from the cost of an item of PP&E any proceeds received from selling items produced while the entity is preparing the asset for its intended use. It also clarifies that an entity is 'testing whether the asset is functioning properly' when it assesses technical and physical performance of the asset. The financial performance of the asset is not relevant to this assessment. Entities must disclose separately the amounts of proceeds and costs relating to items produced that are not an output of the entity's ordinary activities. The amendment does not have any material impact on the Bank.

Onerous Contracts – Cost of Fulfilling a Contract – Amendments to IAS 37

The amendment to IAS 37 clarifies that the direct costs of fulfilling a contract include both the incremental costs of fulfilling the contract and an allocation of other costs directly related to fulfilling contracts. Before recognising a separate provision for an onerous contract, the entity recognises any impairment loss that has occurred on assets used in fulfilling the contract. The amendment does not have any material impact on the Bank.

Annual Improvements to IFRS Standards 2018-2020

The following improvements were finalised in May 2020:

- IFRS 9 Financial Instruments – clarifies which fees should be included in the 10% test for derecognition of financial liabilities.
- IFRS 16 Leases – amendment of illustrative example 13 to remove the illustration of payments from the lessor relating to leasehold improvements, to remove any confusion about the treatment of lease incentives.
- IFRS 1 First-time Adoption of International Financial Reporting Standards – allows entities that have measured their assets and liabilities at carrying amounts recorded in their parent's books to also measure any cumulative translation differences using the amounts reported by the parent. This amendment will also apply to associates and joint ventures that have taken the same IFRS 1 exemption.

The amendment does not have any material impact on the Bank.

Reference to the Conceptual Framework – Amendments to IFRS 3

Minor amendments were made to IFRS 3 Business Combinations to update the references to the Conceptual Framework for Financial Reporting and to add an exception for the recognition of liabilities and contingent liabilities within the scope of IAS 37 Provisions, Contingent Liabilities and Contingent Assets and Interpretation 21 Levies. The amendments also confirm that contingent assets should not be recognised at the acquisition date. The amendment does not have any material impact on the Bank.

NOTES (continued)

2. Significant accounting policies (continued)

2.2 Changes in accounting policies and disclosures (continued)

(ii) Standards and interpretations issued/amended but not yet effective

The following standards have been issued or amended by the IASB but are yet to become effective for annual periods beginning on or after January 1, 2022.

The Bank has not applied the following new or amended standards in preparing these financial statements as it plans to adopt these standards at their respective effective dates. Commentaries on these new standards/amendments are provided below.

IFRS 17 Insurance Contracts

IFRS 17 was issued in May 2017 as replacement for IFRS 4 Insurance Contracts. It requires a current measurement model where estimates are remeasured in each reporting period. Contracts are measured using the building blocks of:

- discounted probability-weighted cash flows;
- an explicit risk adjustment; and
- a contractual service margin (CSM) representing the unearned profit of the contract which is recognised as revenue over the coverage period.

The standard allows a choice between recognising changes in discount rates either in the statement of profit or loss or directly in other comprehensive income. The choice is likely to reflect how insurers account for their financial assets under IFRS 9.

An optional, simplified premium allocation approach is permitted for the liability for the remaining coverage for short duration contracts, which are often written by non-life insurers.

Classification of Liabilities as Current or Non-current – Amendments to IAS 1

The narrow-scope amendments to IAS 1 Presentation of Financial Statements clarify that liabilities are classified as either current or noncurrent, depending on the rights that exist at the end of the reporting period. Classification is unaffected by the entity's expectations or events after the reporting date (e.g. the receipt of a waiver or a breach of covenant). The amendments also clarify what IAS 1 means when it refers to the 'settlement' of a liability. The amendments could affect the classification of liabilities, particularly for entities that previously considered management's intentions to determine classification and for some liabilities that can be converted into equity.

They must be applied retrospectively in accordance with the normal requirements in IAS 8 Accounting Policies, Changes in Accounting Estimates and Errors.

Since approving these amendments, the IASB has issued an exposure draft proposing further changes and the deferral of the amendments until at least 1 January 2024.

NOTES (continued)

2. Significant accounting policies (continued)

2.2 Changes in accounting policies and disclosures (continued)

(ii) Standards and interpretations issued/amended but not yet effective (continued)

Disclosure of Accounting Policies – Amendments to IAS 1 and IFRS Practice Statement 2

The IASB amended IAS 1 to require entities to disclose their material rather than their significant accounting policies. The amendments define what is 'material accounting policy information' and explain how to identify when accounting policy information is material. They further clarify that immaterial accounting policy information does not need to be disclosed. If it is disclosed, it should not obscure material accounting information. To support this amendment, the IASB also amended IFRS Practice Statement 2 Making Materiality Judgments to provide guidance on how to apply the concept of materiality to accounting policy disclosures. This amendment is effective on 1 January 2023.

Definition of Accounting Estimates – Amendments to IAS 8

The amendment to IAS 8 Accounting Policies, Changes in Accounting Estimates and Errors clarifies how companies should distinguish changes in accounting policies from changes in accounting estimates. The distinction is important, because changes in accounting estimates are applied prospectively to future transactions and other future events, whereas changes in accounting policies are generally applied retrospectively to past transactions.

Deferred Tax related to Assets and Liabilities arising from a Single Transaction – Amendments to IAS 12

The amendments to IAS 12 Income Taxes require companies to recognise deferred tax on transactions that, on initial recognition, give rise to equal amounts of taxable and deductible temporary differences. They will typically apply to transactions such as leases of lessees and decommissioning obligations, and will require the recognition of additional deferred tax assets and liabilities. The amendment should be applied to transactions that occur on or after the beginning of the earliest comparative period presented.

In addition, entities should recognise deferred tax assets (to the extent that it is probable that they can be utilised) and deferred tax liabilities at the beginning of the earliest comparative period for all deductible and taxable temporary differences associated with

- right-of-use assets and lease liabilities, and
- decommissioning, restoration and similar liabilities, and the corresponding amounts recognised as part of the cost of the related assets.

The cumulative effect of recognising these adjustments is recognised in retained earnings, or another component of equity, as appropriate. IAS 12 did not previously address how to account for the tax effects of on-balance sheet leases and similar transactions and various approaches were considered acceptable. This amendment is effective on 1 January 2023. Some entities may have already accounted for such transactions consistent with the new requirements. These entities will not be affected by the amendments.

NOTES (continued)

2. Significant accounting policies (continued)

2.3 Foreign currency translation

Foreign currency transactions that require settlement, in a foreign currency are translated into the functional currency using the exchange rates prevailing at the dates of the transactions. Monetary items denominated in foreign currency are translated using the closing rate as at the reporting date. Non-monetary items measured at historical cost denominated in a foreign currency are translated with the exchange rate as at the date of initial recognition. Foreign exchange gains and losses resulting from the settlement of foreign currency transactions and from the translation at period-end exchange rates of monetary assets and liabilities denominated in foreign currencies are recognized in foreign currency translation reserve.

As the Bank's functional currency is different from the presentation currency, the results and financial position are translated into the presentation currency as follows:

- assets and liabilities are translated at the closing rate at the balance sheet date;
- income and expenses are translated at average exchange rates; and
- all resulting exchange differences are recognized within foreign currency translation reserve in other comprehensive income.

2.4 Interest income and expense

Interest income and expense for all interest-bearing financial instruments are recognized in statement of comprehensive income within "interest income" and "interest expense" using the effective interest method. The effective interest rate is the rate that exactly discounts the estimated future cash payments and receipts through the expected life of the financial asset or liability (or, where appropriate, the next re-pricing date) to the carrying amount of the financial asset or liability. When calculating the effective interest rate, the Bank estimates future cash flows considering all contractual terms of the financial instruments but not future credit losses.

The calculation of the effective interest rate includes contractual fees and points paid or received transaction costs, and discounts or premiums that are an integral part of the effective interest rate. Transaction costs are incremental costs that are directly attributable to the acquisition, issue or disposal of a financial asset or liability.

Interest income and expense presented in the statement of comprehensive income include interest on financial assets and liabilities measured at amortised cost and calculated on an effective interest rate basis.

2.5 Fees and commissions

Fees and commissions that are integral to the effective interest rate on a financial asset are included in the measurement of the effective interest rate. Processing fees charged for assessing the financial position of the borrower, evaluating and reviewing guarantee, collateral and other security, negotiation of instruments' terms, preparing and processing documentation and finalising the transaction are an integral part of the effective interest rate on a financial asset or liability and are included in the measurement of the effective interest rate of financial assets or liabilities. Other fees and commissions which relates mainly to transaction and service fees, including loan account structuring and service fees, investment management and other fiduciary activity fees, sales commission, placement line fees, syndication fees and guarantee issuance fees are recognized as the related services are provided / performed.

2.6 Net gains/losses on foreign exchange trading

Net gains/losses on foreign exchange trading comprise trading gains and losses related to foreign exchange purchases from and sale to customers.

NOTES (continued)

2. Significant accounting policies (continued)

2.7 Leases

The Bank leases various offices, branches and other premises. Rental contracts are made for fixed periods of up to five years with an option to renew the lease after that date.

Contracts may contain both lease and non-lease components. The Bank allocates the consideration in the contract to the lease and non-lease components based on their relative stand-alone prices. However, for leases of real estate for which the Bank is a lessee, it has elected not to separate lease and non-lease components and instead accounts for these as a single lease component.

Lease terms are negotiated on an individual basis and contain a wide range of different terms and conditions. The lease agreements do not impose any covenants other than the security interests in the leased assets that are held by the lessor. Leased assets may not be used as security for borrowing purposes.

The lease payments are discounted using the interest rate implicit in the lease. If that rate cannot be readily determined, which is generally the case for leases in the Bank, the lessee's incremental borrowing rate is used, being the rate that the individual lessee would have to pay to borrow the funds necessary to obtain an asset of similar value to the right-of-use asset in a similar economic environment with similar terms, security and conditions.

To determine the incremental borrowing rate, the Bank:

- where possible, uses recent third-party financing received by the individual lessee as a starting point, adjusted to reflect changes in financing conditions since third party financing was received, and
- makes adjustments specific to the lease, eg term, country, currency and security.

If a readily observable amortising loan rate is available to the individual lessee (through recent financing or market data) which has a similar payment profile to the lease, then the Bank uses that rate as a starting point to determine the incremental borrowing rate.

Right-of-use assets are generally depreciated over the shorter of the asset's useful life and the lease term on a straight-line basis. If the Bank is reasonably certain to exercise a purchase option, the right-of-use asset is depreciated over the underlying asset's useful life.

Payments associated with short-term leases of equipment and vehicles and all leases of low-value assets are recognised on a straight-line basis as an expense in profit or loss. Short-term leases are leases with a lease term of 12 months or less without a purchase option. (Low-value assets comprise IT equipment and small items of office furniture.)

Assets and liabilities arising from a lease are initially measured on a present value basis. Lease liabilities include the net present value of the following lease payments:

- fixed payments (including in-substance fixed payments), less any lease incentives receivable;
- variable lease payments that are based on an index or a rate, initially measured using the index or rate as at the commencement date;
- amounts expected to be payable by the Bank under residual value guarantees;
- the exercise price of a purchase option if the Bank is reasonably certain to exercise that option; and
- payments of penalties for terminating the lease, if the lease term reflects the Bank exercising that option.

Lease payments to be made under reasonably certain extension options are also included in the measurement of the liability.

NOTES (continued)

2 Significant accounting policies (continued)

2.7 Leases (continued)

Finance cost is charged to profit or loss over the lease period so as to produce a constant periodic rate of interest on the remaining balance of the liability for each period.

Right-of-use assets are measured at cost comprising the following:

- the amount of the initial measurement of lease liability
- any lease payments made at or before the commencement date less any lease incentives received
- any initial direct costs, and
- restoration costs.

Extension and termination options

Extension and termination options are included in a number of property and equipment leases across the Bank. These are used to maximise operational flexibility in terms of managing the assets used in the Bank's operations. The majority of extension and termination options held are exercisable only by the Bank and not by the respective lessor.

2.8 Income tax and deferred income tax

Income tax expense comprises current and deferred income tax. Income tax expense is recognized in the profit or loss except to the extent that it relates to items recognized directly in equity, in which case it is recognised in equity.

(a) Current income tax

Income tax payable is calculated on the basis of the applicable tax law of the Republic of Liberia and is recognized as an expense for the period except to the extent that current tax relate to items that are charged or credited in other comprehensive income or directly to equity. In these circumstances, deferred income tax is charged or credited to other comprehensive income or to equity.

Where the Bank has tax losses that can be relieved only by carry-forward against taxable profits of future periods, a deductible temporary difference arises. Those losses carried forward are set off against deferred tax liabilities carried in the statement of financial position. The Bank evaluates positions stated in tax returns ensuring information disclosed are in agreement with the underlying tax liability, which has been adequately provided for in the financial statements.

(b) Deferred income tax

Deferred income tax is provided in full, using the liability method, on temporary differences arising between the tax bases of assets and liabilities and their carrying amounts in the financial statements. Deferred income tax is determined using tax rates (and laws) that have been enacted or substantively enacted by end of the reporting period and are expected to apply when the related deferred income tax asset is realized or the deferred income tax liability is settled.

Deferred income tax assets are recognized when it is probable that future taxable profit will be available against which these temporary differences can be utilised. The tax effects of carry-forwards of unused losses or unused tax credits are recognized as an asset when it is probable that future taxable profits will be available against which these losses can be utilised.

Deferred tax assets and liabilities are offset if there is a legally enforceable right to offset current income tax liabilities against current tax assets and the deferred tax assets and deferred tax liabilities relate to income taxes levied by the same taxation authority on the same entity.

NOTES (continued)

2 Significant accounting policies (continued)

2.9 Financial assets and liabilities

(a) Recognition

The Bank on the date of origination or purchase recognizes loans, debt and equity securities, deposits and subordinated debentures at the fair value of consideration paid. For non-revolving facilities, origination date is the date the facility is disbursed while origination date for revolving facilities is the date the line is availed. Regular-way purchases and sales of financial assets are recognized on the settlement date. All other financial assets and liabilities, including derivatives, are initially recognized on the trade date at which the Bank becomes a party to the contractual provisions of the instrument.

(b) Classification and measurement

Initial measurement of a financial asset or liability is at fair value plus transaction costs that are directly attributable to its purchase or issuance. For instruments measured at fair value through profit or loss, transaction costs are recognized immediately in profit or loss. Financial assets include both debt and equity instruments. Financial assets are classified into one of the following measurement categories:

- Amortised cost;
- Fair Value through Other Comprehensive Income (FVOCI); and
- Fair Value through Profit or Loss (FVTPL) for trading related assets.

Financial assets measured at amortised cost

Financial assets are measured at amortised cost if they are held within a business model whose objective is to hold for collection of contractual cash flows where those cash flows represent solely payments of principal and interest. After initial measurement, debt instruments in this category are carried at amortised cost using the effective interest rate method. Amortised cost is calculated taking into account any discount or premium on acquisition, transaction costs and fees that are an integral part of the effective interest rate. Amortization is included in interest income in the statement of comprehensive income. Impairment on financial assets measured at amortised cost is calculated using the expected credit loss approach.

Loans and debt securities measured at amortised cost are presented net of the allowance for credit losses (ACL) in the statement of financial position.

Financial assets measured at FVOCI

Financial assets are measured at FVOCI if they are held within a business model whose objective is to hold for collection of contractual cash flows and for selling financial assets, where the assets' cash flows represent payments that are solely payments of principal and interest. Subsequent to initial recognition, unrealised gains and losses on debt instruments measured at FVOCI are recorded in Other Comprehensive Income (OCI), unless the instrument is designated in a fair value hedge relationship. When designated in a fair value hedge relationship any changes in fair value due to changes in the hedged risk is recognized in non-interest income in the statement of comprehensive income. Upon derecognition, realized gains and losses are reclassified from Other Comprehensive Income and recorded in non-interest income in the statement of comprehensive income. Foreign exchange gains and losses that relate to the amortised cost of the debt instrument are recognized in the statement of comprehensive income. Premiums, discounts and related transaction costs are amortised over the expected life of the instrument to interest income in the statement of comprehensive income using the effective interest rate method. Realized and unrealized gains and losses are recognized as part of non-interest income in the statement of comprehensive income.

NOTES (continued)

2 Significant accounting policies (continued)

2.9 Financial assets and liabilities (continued)

(b) Classification and measurement (continued)

Financial assets measured at FVTPL

Debt instruments measured at FVTPL include assets held for trading purposes, assets held as part of a portfolio managed on a fair value basis and assets whose cash flows do not represent payments that are solely payments of principal and interest.

Financial assets may also be designated at FVTPL if by so doing eliminates or significantly reduces an accounting mismatch which would otherwise arise. These instruments are measured at fair value in the statement of financial position, with transaction costs recognized immediately in the statement of comprehensive income as part of non-interest income. Realized and unrealized gains and losses are recognized as part of non-interest income in the statement of comprehensive income.

Debt instruments

The Bank classifies all of its debt instruments based on the business model for managing the assets and the asset's contractual cash flow characteristics.

Business model assessment

Business model assessment involves determining whether financial assets are managed in order to generate cash flows from collection of contractual cash flows, selling financial assets or both. The Bank assesses business model at a portfolio level reflective of how groups of assets are managed together to achieve a particular business objective. For the assessment of business model, the Bank takes into consideration the following factors:

- The stated policies and objectives for the portfolio and the operation of those policies in practice. In particular, whether management's strategy focuses on earning contractual interest revenue, maintaining a particular interest rate profile, matching the duration of the financial assets to the duration of the liabilities that are funding those assets or realizing cash flows through the sale of the assets;
- How the performance of assets in a portfolio is evaluated and reported to the heads of departments and other key decision makers within the Bank's business lines;
- The risks that affect the performance of assets held within a business model and how those risks are managed;
- How compensation is determined for the Bank's business line management that manage the assets; and
- The frequency and volume of sales in prior periods and expectations about future sales activity.

Management determines the classification of the financial instruments at initial recognition. The business model assessment falls under three categories:

- *Business Model 1 (BM1):* Financial assets held with the sole objective to collect contractual cash flows;
- *Business Model 2 (BM2):* Financial assets held with the objective of both collecting contractual cash flows and selling; and
- *Business Model 3 (BM3):* Financial assets held with neither of the objectives mentioned in BM1 or BM2 above. These are basically financial assets held with the sole objective to trade and to realize fair value changes.

The Bank may decide to sell financial instruments held under the BM1 category with the objective to collect contractual cash flows without necessarily changing its business model depending on certain conditions being met.

NOTES (continued)

2 Significant accounting policies (continued)

2.9 Financial assets and liabilities (continued)

(b) Classification and measurement (continued)

Debt instruments (continued)

Cash flow characteristics assessment

The contractual cash flow characteristics assessment involves assessing the contractual features of an instrument to determine if they give rise to cash flows that are consistent with a basic lending arrangement. Contractual cash flows are consistent with a basic lending arrangement if they represent cash flows that are solely payments of principal and interest on the principal amount outstanding (SPPI).

Principal is defined as the fair value of the instrument at initial recognition. Principal may change over the life of the instruments due to repayments. Interest is defined as consideration for the time value of money and the credit risk associated with the principal amount outstanding and for other basic lending risks and costs (liquidity risk and administrative costs), as well as a profit margin.

In assessing whether the contractual cash flows are solely payments of principal and interest, the Bank considers the contractual terms of the instrument. This includes assessing whether the financial asset contains a contractual term that could change the timing or amount of contractual cash flows such that it would not meet this condition.

Equity instruments

Equity instruments are instruments that meet the definition of equity from the issuer's perspective; that is, instruments that do not contain a contractual obligation to pay and that evidence a residual interest in the issuer's net assets.

Equity instruments are measured at FVTPL, unless an election is made to designate them at FVOCI upon purchase. For equity instruments measured at FVTPL, changes in fair value are recognized as part of 'Other income' in the statement of comprehensive income. The Bank can elect to classify non-trading equity instruments at FVOCI. This election will be used for certain equity investments for strategic or longer-term investment purposes.

The FVOCI election is made upon initial recognition, on an instrument-by-instrument basis and once made is irrevocable. Gains and losses on these instruments including when derecognized/sold are recorded in OCI and are not subsequently reclassified to the statement of comprehensive income. Dividends received are recorded in 'Other income' in the statement of comprehensive income.

Any transaction costs incurred upon purchase of the security are added to the cost basis of the security and are not reclassified to the statement of comprehensive income on sale of the security.

Financial liabilities at amortised cost

Financial liabilities that are not classified at fair value through profit or loss fall into this category and are measured at amortised cost using the effective interest rate method. Financial liabilities measured at amortised cost are deposits from customers and due to related parties. There are no financial liabilities measured at fair value through profit or loss.

NOTES (continued)

2 Significant accounting policies (continued)

2.9 Financial assets and liabilities (continued)

(c) Reclassifications

Financial assets are not reclassified subsequent to their initial recognition, except in the period after the Bank changes its business model for managing financial assets. A change in the Bank's business model will occur only when the Bank either begins or ceases to perform an activity that is significant to its operations.

When reclassification occurs, the Bank reclassifies all affected financial assets in accordance with the new business model. Reclassification is applied prospectively from the 'reclassification date'.

(d) Modification of financial assets

When the contractual terms of a financial asset are modified, the Bank evaluates whether the cash flows of the modified asset are substantially different. If the cash flows are substantially different, then the contractual rights to cash flows from the original financial asset are deemed to have expired. In this case, the original financial asset is derecognized and a new financial asset is recognized at fair value.

Any difference between the amortised cost and the present value of the estimated future cash flows of the modified asset or consideration received on derecognition is recorded as a separate line item in statement of comprehensive income as 'gains and losses arising from the derecognition of financial assets measured at amortised cost. If the cash flows of the modified asset carried at amortised cost are not substantially different, then the modification does not result in derecognition of the financial asset. In this case, the Bank recalculates the gross carrying amount of the financial asset and recognizes the amount arising from adjusting the gross carrying amount as a modification gain or loss in statement of comprehensive income.

(e) De-recognition of financial instruments

Financial assets

The Bank derecognizes a financial asset only when the contractual rights to the cash flows from the asset expire or it transfers the financial asset and substantially all the risks and rewards of ownership of the asset to another entity. If the Bank neither transfers nor retains substantially all the risks and rewards of ownership and continues to control the transferred asset, the Bank recognizes its retained interest in the asset and an associated liability for amounts it may have to pay. If the Bank retains substantially all the risks and rewards of ownership of a transferred financial asset, the Bank continues to recognize the financial asset and also recognizes a collateralized borrowing for the proceeds received.

Financial assets that are transferred to a third party but do not qualify for derecognition are presented in the statement of financial position as 'Assets pledged as collateral', if the transferee has the right to sell or re-pledge them.

On derecognition of a financial asset, the difference between the carrying amount of the asset (or the carrying amount allocated to the portion of the asset transferred), and the sum of (i) the consideration received (including any new asset obtained less any new liability assumed) and (ii) any cumulative gain or loss that had been recognized in other comprehensive income is recognized in statement of comprehensive income under "other income".

Financial liabilities

A financial liability is derecognized when the obligation under the liability is discharged, cancelled or expires. The Bank derecognizes a financial liability when its terms are modified and the cash flows of the modified liability are substantially different. In this case, a new financial liability based on the modified terms is recognized at fair value. The difference between the carrying amount of the financial liability extinguished and the new financial liability with modified terms is recognized in statement of comprehensive income.

NOTES (continued)

2 Significant accounting policies (continued)

2.9 Financial assets and liabilities (continued)

(f) Impairment of financial assets

In line with IFRS 9, the Bank assesses the under listed financial instruments for impairment using Expected Credit Loss (ECL) approach:

- Financial assets at amortised cost;
- Debt securities classified as FVOCI;
- Off-balance sheet loan commitments; and
- Financial guarantee contracts.

Equity instruments and financial assets measured at FVTPL are not subjected to impairment under the standard.

(g) Offsetting financial instruments

Master agreements provide that, if an event of default occurs, all outstanding transactions with the counterparty will fall due and all amounts outstanding will be settled on a net basis.

Financial assets and liabilities are offset and the net amount reported in the statement of financial position when there is a currently legally enforceable right to offset the recognized amounts and there is an intention to settle on a net basis or realize the asset and settle the liability simultaneously. The legally enforceable right must not be contingent on future events and must be enforceable in the normal course of business and in event of default, insolvency or bankruptcy of the company or the counterparty.

Income and expenses are presented on a net basis only when permitted under IFRS or for gains and losses arising from a group of similar transactions such as in the Bank's trading activity.

2.10 Cash and cash equivalents

Cash and cash equivalents include notes and coins on hand, unrestricted balances held with the Central Bank and highly liquid financial assets with original maturities of less than three months, which are subject to insignificant risk of changes in their fair value, and are used by the Bank in the management of its short-term commitments. Cash and cash equivalents are carried at amortised cost in the statement of financial position.

2.11 Property and equipment

Recognition and measurement

The Bank recognizes items of property and equipment at the time the cost is incurred. These costs include costs incurred initially to acquire or construct an item of property and equipment. This cost also includes the costs of its dismantlement, removal or restoration, if applicable, the obligation for which the Bank incurs as a consequence of using the item during a particular period. Items of property and equipment are measured at cost less accumulated depreciation and impairment losses. Cost includes expenditures that are directly attributable to the acquisition of the asset. When parts of an item of property or equipment have different useful lives, they are accounted for as separate items (major components) of property and equipment.

The assets' carrying values and useful lives are reviewed, and written down if appropriate, at each date of the statement of financial position. Assets are impaired whenever events or changes in circumstances indicate that the carrying amount is less than the recoverable amount on impairment of non-financial assets. The Bank applies the cost model for the measurement of land.

NOTES (continued)

2. Significant accounting policies (continued)

2.11 Property and equipment (continued)

Subsequent costs

The cost of replacing part of an item of property or equipment is recognized in the carrying amount of the item if it is probable that the future economic benefits embodied within the part will flow to the Bank and its cost can be measured reliably. The carrying amount of the replaced part is derecognized. The costs of the day-to-day servicing of property and equipment are recognized in the statement of comprehensive income as incurred.

Depreciation

Depreciation is recognized in the statement of comprehensive income on a straight-line basis to write down the cost of each asset, to their residual values over the estimated useful lives of each part of an item of property and equipment. Depreciation begins when an asset is available for use and ceases at the earlier of the date that the asset is derecognized and the date the asset is classified as held for sale in accordance with IFRS 5.

The estimated useful lives for the current and comparative periods are as follows:

Item of property and equipment	Estimated useful life
Leasehold improvements	Over the shorter of the useful life of the item or lease term
Premises	50 years
Computer equipment	3 years
Furniture and equipment	5 years
Motor vehicles	4 years
Land	Not depreciated

Capital work in progress is not depreciated. Upon completion it is transferred to the relevant asset category. Depreciation methods, useful lives and residual values are reassessed at each reporting date.

De-recognition

An item of property and equipment is derecognized on disposal or when no future economic benefits are expected from its use. Any gain or loss arising on de-recognition of the asset (calculated as the difference between the net disposal proceeds and the carrying amount of the asset) is included in the statement of comprehensive income in the year the asset is derecognized.

2.12 Intangible assets – Software

Software acquired by the Bank is stated at cost less accumulated amortization and accumulated impairment losses. Subsequent expenditure on software assets is capitalized only when it increases the future economic benefits embodied in the specific asset to which it relates (e.g., upgrading or modification cost). All other expenditure is expensed as incurred.

Amortization is recognized in profit or loss on a straight-line basis over the estimated useful life of the software, from the date that it is available for use since this most closely reflects the expected pattern of consumption of the future economic benefits embodied in the asset. The maximum useful life of software is five years. Amortization methods, useful lives and residual values are reviewed at each financial year-end and adjusted if appropriate.

NOTES (continued)

2. Significant accounting policies (continued)

2.12 Intangible assets – Software (continued)

De-recognition

An item of software acquired by the Bank is derecognized on disposal or when no future economic benefits are expected from its use. Any gain or loss arising on de-recognition of the asset (calculated as the difference between the net disposal proceeds and the carrying amount of the asset) is included in the statement of comprehensive income in the year the asset is derecognized.

2.13 Impairment of non-financial assets

The carrying amounts of the Bank's non-financial assets are reviewed at each reporting date to determine whether there is any indication of impairment. If any such indication exists, then the asset's recoverable amount is estimated.

An impairment loss is recognized if the carrying amount of an asset or its cash-generating unit exceeds its recoverable amount. A cash-generating unit is the smallest identifiable asset group that generates cash flows that largely are independent from other assets and groups. Impairment losses are recognized in the profit and loss. Impairment losses recognised in respect of cash-generating units are allocated first to reduce the carrying amount of any goodwill allocated to the units and then to reduce the carrying amount of the other assets in the unit (group of units) on a pro-rata basis.

The recoverable amount of an asset or cash-generating unit is the greater of its value in use and its fair value less costs to sell. In assessing value in use, the estimated future cash flows are discounted to their present value using a pre-tax discount rate that reflects current market assessments of the time value of money and the risks specific to the asset.

Impairment losses recognized in prior periods are assessed at each reporting date for any indications that the loss has decreased or no longer exists. An impairment loss is reversed if there has been a change in the estimates used to determine the recoverable amount. An impairment loss is reversed only to the extent that the asset's carrying amount does not exceed the carrying amount that would have been determined, net of depreciation or amortisation, if no impairment loss had been recognized.

2.14 Deposits

Deposits are the Bank's sources of debt funding. When the Bank sells a financial asset and simultaneously enters into a "repo" or "stock lending" agreement to repurchase the asset (or a similar asset) at a fixed price on a future date, the arrangement is accounted for as a deposit, and the underlying asset continues to be recognized in the Bank's financial statements.

Deposits are initially measured at fair value plus transaction costs, and subsequently measured at their amortised cost using the effective interest method.

2.15 Provisions

A provision is recognized if, as a result of a past event, the Bank has a present legal or constructive obligation that can be estimated reliably, and it is probable that an outflow of economic benefits will be required to settle the obligation. Provisions are determined by discounting the expected future cash flows at a pre-tax rate that reflects current market assessments of the time value of money and, where appropriate, the risks specific to the liability.

A provision for restructuring is recognized when the Bank has approved a detailed and formal restructuring plan, and the restructuring either has commenced or has been announced publicly. The Bank recognizes no provision for future operating losses.

NOTES (continued)

2. Significant accounting policies (continued)

2.15 Provisions (continued)

A provision for onerous contracts is recognized when the expected benefits to be derived by the Bank from a contract are lower than the unavoidable cost of meeting its obligations under the contract. The provision is measured at the present value of the lower of the expected cost of terminating the contract and the expected net cost of continuing with the contract. Before a provision is established, the Bank recognizes any impairment loss on the assets associated with that contract.

2.16 Financial guarantees

Financial guarantees are contracts that require the Bank to make specified payments to reimburse the holder for a loss it incurs because a specified debtor fails to make payment when due in accordance with the terms of a debt instrument. Financial guarantee liabilities are initially recognized at their fair value, and the initial fair value is amortised over the life of the financial guarantee. The guarantee liability is subsequently carried at the higher of this amortised amount and the present value of any expected payment (when a payment under the guarantee has become probable).

2.17 Employee benefits

Defined contribution plans

A defined contribution plan is a pension plan under which the Bank pays fixed contributions to a separate entity. The Bank has no legal or constructive obligations to pay further contributions if the fund does not hold sufficient assets to pay all employees the benefits relating to employee service in the current and prior periods.

Termination benefits

Termination benefits are recognized as an expense when the Bank is demonstrably committed, without realistic possibility of withdrawal, to a formal detailed plan to terminate employment before the normal retirement date. Termination benefits for voluntary redundancies are recognized if the Bank has made an offer encouraging voluntary redundancy, it is probable that the offer will be accepted, and the number of acceptances can be estimated reliably. If benefits are payable more than 12 months after the reporting date, then they are discounted to their present value.

Short-term employee benefit

Short-term employee benefit obligations are measured on an undiscounted basis and are expensed as the related service is provided. A liability is recognized for the amount expected to be paid under short-term cash bonus or profit-sharing plans if the Bank has a present legal or constructive obligation to pay this amount as a result of past service provided by the employee and the obligation can be estimated reliably.

2.18 Share capital and reserves

Ordinary shares

Ordinary shares are classified as 'share capital' in equity.

Share issue costs

Incremental costs directly attributable to the issue of an equity instrument are deducted from the initial measurement of the equity instrument.

Dividend on the Bank's ordinary shares

Dividends on the Bank's ordinary shares are recognized in equity when approved by the Bank's shareholders.

NOTES (continued)

3. Financial risk management

3.1 Introduction and overview

The Bank has an Enterprise Risk Management (ERM) Framework that is responsible for identifying and managing the whole universe of inherent and residual risks facing the Bank. The Bank has exposure to the following risks from its use of financial instruments:

- Credit risk
- Liquidity risk
- Market risk

Other key risks faced by the Bank as a result of its existence and operations include operational risks, settlement risks, reputational and strategy risks.

This note presents information about the Bank's exposure to each of the risks stated above, the Bank's policies and processes for measuring and managing risks, and the Bank's management of capital.

3.2 Risk management framework

The Board of Directors has overall responsibility for the establishment and oversight of the Bank's risk management framework via its committees – The Board Risk Management Committee, Board Asset and Liability Committee, Board Credit Committee and Board Audit Committee. These committees are responsible for developing and monitoring risk policies in their specified areas and report regularly to the Board of Directors on their activities. All Board Committees have both executive and non-executive members.

The Board Committees are assisted by the various Management Committees in identifying and assessing risks arising from day-to-day activities of the Bank. These committees are:

- The Management Credit Committee
- Criticised Assets Committee
- Asset and Liability Management Committee (ALMAC)
- Other Ad-hoc Committees

These committees meet on a regular basis while others are set up on an ad-hoc basis as dictated by the circumstances.

The Board Audit Committee is responsible for monitoring compliance with the risk management policies and procedures, and for reviewing the adequacy of the risk management framework in relation to risks faced by the Bank. The Audit Committee is assisted by the Internal Audit department, in carrying out these functions. Internal Audit undertakes both regular and ad-hoc reviews of risk management controls and procedures, the results of which are reported to the Audit Committee.

NOTES (continued)

3. Financial risk management (continued)

3.3 Credit risk

Lending and other financial activities form the core business of the Bank. The Bank recognizes this and has laid great emphasis on effective management of its exposure to credit risk. The Bank defines credit risk as the risk of counterparty's failure to meet the terms of any lending contracts with the Bank or otherwise to perform as agreed. Credit risk arises anytime the Bank's funds are extended, committed, invested or otherwise exposed through actual or implied contractual agreements.

The Bank's specific credit risk objectives, as contained in the Credit Risk Management Framework, are:

- Institutionalization of sound credit culture in the Bank;
- Maintenance of an efficient loan portfolio;
- Adoption of international best practices in credit risk management; and
- Development of credit risk management professionals.

Each business unit is required to implement credit policies and procedures in line with the credit approval authorities granted by the Board. Each business unit is responsible for the quality and performance of its credit portfolio and for monitoring and controlling all credit risks in its portfolio, including those credits subject to Management Credit Committee's approval. The Internal Audit and Credit Administration units respectively undertake regular audits of business units and credit quality reviews.

The Bank continues to focus attention on intrinsic and concentration risks inherent in its business in order to manage its portfolio risk. It sets portfolio concentration limits that are measured under the following parameters: concentration limits per obligor, business lines, industry, sector, rating grade and geographical area. Sector limits reflect the risk appetite of the Bank.

The Bank drives the credit risk management processes using appropriate technology to achieve global best practices.

For risk management purposes, credit risk arising on trading securities is managed independently, but reported as a component of market risk exposure.

3.3.1 Management of credit risk

The Board of Directors has delegated responsibility for the management of credit risk to its Board Credit Committee. The Board Credit Committee is responsible for oversight of the Bank's credit risk, including:

- *Formulating credit policies* in consultation with business units, covering collateral requirements, credit assessment, risk grading and reporting, documentary and legal procedures, and compliance with regulatory and statutory requirements.
- *Establishing the authorization structure* for the approval and renewal of credit facilities. Authorization limits are allocated to the Management Credit Committee, Managing Director and the Board Credit Committee/Board of Directors as appropriate.
- *Reviewing and assessing credit risk.* Management Credit Committee assesses all credit exposures in excess of designated limits, prior to facilities being committed to customers by the business unit concerned. Renewals and reviews of facilities are subject to the same review process.

NOTES (continued)

3. Financial risk management (continued)

3.3 Credit risk (continued)

3.3.1 Management of credit risk (continued)

- *Developing and maintaining the Bank's risk gradings* in order to categorize exposures according to the degree of risk of financial loss faced and to focus management on the attendant risks. The current risk grading framework consists of ten grades reflecting varying degrees of risk of default and the availability of collateral or other credit risk mitigation. The responsibility for approving the risk grades lies with the Board Credit Committee. The risk grades are subject to regular reviews by the Risk Management Team.
- *Reviewing compliance of business units with agreed exposure limits*, including those for selected industries, country risk and product types. Regular reports are provided to Risk Management Team on the credit quality of local portfolios and appropriate corrective action is taken.
- *Providing advice, guidance and specialist skills* to business units to promote best practice throughout the Bank in the management of credit risk.

There were no changes in the Bank's risk management policies. Each business unit is required to implement the Bank's credit policies and procedures, with credit approval authorized by the Board Credit Committee.

3.3.2 Credit risk measurement

In line with IFRS 9, the Bank applies the Expected Credit Loss (ECL) approach. The expected credit loss impairment model reflects the present value of all cash shortfalls related to default events either over the following twelve months or over the expected life of a financial instrument depending on credit deterioration from inception.

The Bank undertakes lending activities after careful analysis of the borrowers' character, capacity to repay, cash flow, credit history, industry and other factors. The Bank acknowledges that there are diverse intrinsic risks inherent in its different business segments and, as a result, applies different parameters to adequately dimension the risks in each business segment.

Expected Credit Loss model

The Bank's allowance for credit losses calculations are outputs of models with a number of underlying assumptions regarding the choice of variable inputs and their interdependencies. The allowance for credit losses reflects an unbiased, probability-weighted outcome which considers multiple scenarios based on reasonable and supportable forecasts.

The Bank adopts a three-stage approach for impairment assessment based on changes in credit quality since initial recognition.

- Stage 1 – Where there has not been a significant increase in credit risk (SICR) since initial recognition of a financial instrument, an amount equal to 12 months expected credit loss is recorded. The expected credit loss is computed using a probability of default occurring over the next 12 months. For those instruments with a remaining maturity of less than 12 months, a probability of default corresponding to remaining term to maturity is used.
- Stage 2 – When a financial instrument experiences a Significant Increase in Credit Risk (SICR) subsequent to origination but is not considered to be in default, it is included in Stage 2. This requires the computation of expected credit loss based on the probability of default over the remaining estimated life of the financial instrument.
- Stage 3 – Financial instruments that are considered to be in default are included in this stage. Similar to Stage 2, the allowance for credit losses captures the lifetime expected credit losses.

NOTES (continued)

3. Financial risk management (continued)

3.3 Credit risk (continued)

3.3.2 Credit risk measurement (continued)

Expected Credit Loss model (continued)

The guiding principle for ECL model is to reflect the general pattern of deterioration or improvement in the credit quality of financial instruments since initial recognition. The ECL allowance is based on credit losses expected to arise over the life of the asset (life-time expected credit loss), unless there has been no significant increase in credit risk since origination.

Measurement of expected credit losses

The probability of default (PD), exposure at default (EAD), and loss given default (LGD) inputs used to estimate expected credit losses are modelled based on macroeconomic variables that are most closely related with credit losses in the relevant portfolio. Details of these statistical parameters/inputs are as follows:

- PD – The probability of default is an estimate of the likelihood of default over a given time horizon. A default may only happen at a certain time over the remaining estimated life, if the facility has not been previously derecognized and is still in the portfolio.
 - *12-month PDs* – This is the estimated probability of default occurring within the next 12 months (or over the remaining life of the financial instrument if that is less than 12 months). This is used to calculate 12-month ECLs.
 - *Lifetime PDs* – This is the estimated probability of default occurring over the remaining life of the financial instrument. This is used to calculate lifetime ECLs for 'stage 2' and 'stage 3' exposures. PDs are limited to the maximum period of exposure required by IFRS 9.
- EAD – The exposure at default is an estimate of the exposure at a future default date, taking into account expected changes in the exposure after the reporting date, including repayments of principal and interest, whether scheduled by contract or otherwise, expected drawdowns on committed facilities, and accrued interest from missed payments.
- LGD – The loss given default is an estimate of the loss arising in the case where a default occurs at a given time. It is based on the difference between the contractual cash flows due and those that the lender would expect to receive, including from the realisation of any collateral. It is usually expressed as a percentage of the EAD.

To estimate expected credit loss for off balance sheet exposures, credit conversion factor (CCF) is usually computed. CCF is a modelled assumption which represents the proportion of any undrawn exposure that is expected to be drawn prior to a default event occurring. It is a factor that converts an off-balance sheet exposure to its credit exposure equivalent. In modelling CCF, the Bank considers its account monitoring and payment processing policies including its ability to prevent further drawings during periods of increased credit risk. CCF is applied on the off- balance sheet exposures to determine the EAD and the ECL impairment model for financial assets is applied on the EAD to determine the ECL on the off-balance sheet exposures.

Forward-looking information

The measurement of expected credit losses for each stage and the assessment of significant increases in credit risk considers information about past events and current conditions as well as reasonable and supportable forecasts of future events and economic conditions. The estimation and application of forward-looking information requires significant judgment.

NOTES (continued)

3. Financial risk management (continued)

3.3 Credit risk (continued)

3.3.2 Credit risk measurement (continued)

Macroeconomic factors

The Bank relies on a broad range of forward-looking information as economic inputs, such as: GDP growth, unemployment rates, inflation rates and foreign exchange rates. The inputs and models used for calculating expected credit losses may not always capture all characteristics of the market at the date of the financial statements. To reflect this, qualitative adjustments or overlays may be made as temporary adjustments using expert credit judgment.

The most significant period end assumptions used for the ECL estimate as at December 31, 2022 are set out below:

Scenario	Weight	LRD/USD exchange rate	Inflation	Monetary policy rate
Base case	50%	154.49	17.6%	20.0%
Upside	20%	152.95	17.8%	19.8%
Downside	30%	156.04	17.2%	20.3%

Economic variable forecasts have also been updated in response to COVID-19; with key indicators being adjusted to reflect the impact of COVID-19 on the economy.

Sensitivity to macroeconomic factors

The changes to the expected credit loss allowance at December 31, 2022 that would result from reasonably possible changes in these parameters from the actual assumptions used in the Bank's assumptions are set out below.

At December 31 2022, an increase/decrease of 100 basis points on the estimated exchange rate would have resulted in a decrease/increase in post-tax profit of LRD 103,426. (2021: LRD 116,235).

At December 31 2022, an increase/decrease of 100 basis points on the estimated inflation rate would have resulted in a decrease/increase in post-tax profit of LRD 432,749 (2021: LRD 692,260).

At December 31 2022, an increase/decrease of 100 basis points on the estimated monetary policy rate would have resulted in a decrease/increase in post-tax profit of LRD 265,147 (2021: LRD 395,495).

Assessment of significant increase in credit risk (SICR)

At each reporting date, the Bank assesses whether there has been a significant increase in credit risk for exposures since initial recognition by comparing the risk of default occurring over the remaining expected life from the reporting date and the date of initial recognition. The assessment considers borrower-specific quantitative and qualitative information without consideration of collateral, and the impact of forward-looking macroeconomic factors.

The common assessments for SICR on retail and non-retail portfolios include macroeconomic outlook, management judgment, and delinquency monitoring. Forward looking macroeconomic factors are a key component of the macroeconomic outlook. The importance and relevance of each specific macroeconomic factor depends on the type of product, characteristics of the financial instruments and the borrower and the geographical region.

NOTES (continued)

3. Financial risk management (continued)

3.3 Credit risk (continued)

3.3.2 Credit risk measurement (continued)

Assessment of significant increase in credit risk (SICR) (continued)

The Bank adopts a multi factor approach in assessing changes in credit risk. This approach considers: Quantitative (primary), Qualitative (secondary) and Back stop indicators which are critical in allocating financial assets into stages. The quantitative models consider deterioration in the credit rating of obligor/counterparty based on the Bank's internal rating system or External Credit Assessment Institutions (ECAI) while qualitative factors consider information such as expected forbearance, restructuring, exposure classification by licensed credit bureau etc.

A backstop is typically used to ensure that in the (unlikely) event that the primary (quantitative) indicators do not change and there is no trigger from the secondary (qualitative) indicators, an account that has breached the 30 days past due criteria for SICR and 90 days past due criteria for default is transferred to stage 2 or stage 3 as the case may be except where there is a reasonable and supportable evidence available without undue cost to rebut the presumption.

Definition of default and credit impaired financial assets

At each reporting date, the Bank assesses whether financial assets carried at amortised cost and debt financial assets carried at FVOCI are credit-impaired. A financial asset is 'credit-impaired' when one or more events that have a detrimental impact on the estimated future cash flows of the financial asset have occurred.

Evidence that a financial asset is credit-impaired includes the following observable data:

- Significant financial difficulty of the borrower or issuer;
- A breach of contract such as a default or past due event;
- The lender(s) of the borrower, for economic or contractual reasons relating to the borrower's financial difficulty, having granted to the borrower a concession(s) that the lender(s) would not otherwise consider;
- It is becoming probable that the borrower will enter bankruptcy or another financial reorganisation;
- The disappearance of an active market for a security because of financial difficulties;
- The purchase or origination of a financial asset at a deep discount that reflects the incurred credit losses; and
- Others include death, insolvency, breach of covenants, etc.

A loan that has been renegotiated due to a deterioration in the borrower's condition is usually considered to be credit-impaired unless there is evidence that the risk of not receiving contractual cash flows has reduced significantly and there are no other indicators of impairment.

NOTES (continued)

3. Financial risk management (continued)

3.3 Credit risk (continued)

3.3.2 Credit risk measurement (continued)

Definition of default and credit impaired financial assets (continued)

In making an assessment of whether an investment in sovereign debt is credit-impaired, the Bank considers the following factors.

- The market's assessment of creditworthiness as reflected in the bond yields.
- The rating agencies' assessments of creditworthiness.
- The country's ability to access the capital markets for new debt issuance.
- The probability of the debt being restructured, resulting in holders suffering losses through voluntary or mandatory debt forgiveness; and
- The international support mechanisms in place to provide the necessary support as 'lender of last resort' to that country, as well as the intention, reflected in public statements, of governments and agencies to use those mechanisms. This includes an assessment of the depth of those mechanisms and, irrespective of the political intent, whether there is the capacity to fulfil the required criteria.

Presentation of allowance for ECL

Loan allowances for ECL are presented in the statement of financial position as follows:

- Financial assets measured at amortised cost: as a deduction from the gross carrying amount of the assets;
- Loan commitments and financial guarantee contracts: generally, as a provision;
- Where a financial instrument includes both a drawn and an undrawn component, and the Bank cannot identify the ECL on the loan commitment component separately from those on the drawn component: The Bank presents a loss allowance for both components and present the combined amount as a deduction from the gross carrying amount of the drawn component. Any excess of the loss allowance over the gross amount of the drawn component is presented as a provision; and
- Debt instruments measured at FVOCI: no loss allowance is recognized in the statement of financial position because the carrying amount of these assets is their fair value. However, the loss allowance is disclosed and is recognized in the fair value reserve.

Loss allowance of ECL are presented in the statement of comprehensive income under "Impairment charge on financial assets."

Write-off

The Bank writes off an impaired financial asset (and the related impairment allowance), either partially or in full, when there is no reasonable expectation of recovery. After a full evaluation of a non-performing exposure, in the event that either one or all of the following conditions apply, such exposure shall be recommended for write-off (either partially or in full).

All credit facility write-offs require endorsement at the appropriate level, as defined by the Bank.

A write-off constitutes a derecognition event. However, financial assets that are written off could still be subject to enforcement activities in order to comply with the Bank's procedures for recovery of amount due. Whenever amounts are recovered on previously written-off credit exposures, such amount recovered is recognized as income on a cash basis only.

NOTES (continued)

3. Financial risk management (continued)

3.3 Credit risk (continued)

3.3.3 Risk limit control and mitigation policies

(a) Lending limits

The Bank applies limits to control credit risk concentration and diversification of its risk assets portfolio. The Bank maintains limits for individual borrowers and groups of related borrowers, business lines, rating grade and geographical area. The Bank adopted obligor limits as set by the regulators and it is currently at 20% of the Bank's shareholders' funds. The obligor limit covers exposures to counterparties and related parties.

Although the Bank is guided by this regulatory limit, we apply additional parameters internally in determining the suitable limits that an individual borrower should have. These include obligor rating, position in the industry and perceived requirements of key players (e.g. import finance limit may be determined by the customer's import cycle and volume during each cycle), financial analysis, etc.

The Bank imposes industry/economic sector limits to guard against concentration risk as a result of exposures to sets of counterparties operating in a particular industry. The industry limits are arrived at after rigorous analysis of the risks inherent in the industry/economic sectors.

The limits are usually recommended by the Board Credit Committee and approved by the Board. The limits set for each industry or economic sector depend on the historical performance of the sector as well as the intelligence report on the outlook of the sector. During the year, limits can be realigned (by way of outright removal, reduction or increase) to meet the exigencies of the prevailing macroeconomic events.

The Bank also sets internal credit approval limits for various levels of officers in the credit process. Approval decisions are guided by the Bank's strategic focus as well as the stated risk appetite and the other limits established by the Board or regulatory authorities such as Aggregate Large Exposure Limits, Single Obligor Limits, and Geographical Limits, Industry / Economic sector limits etc.

The lending authority in the Bank flows through the management hierarchy with the final authority residing with the Board of Directors as indicated below:

Designation	Limit
Board of Directors	Up to the single obligor limit as advised by the regulatory authorities from time to time but currently put at 20% of shareholders' funds (total equity)
Management Credit Committee	Up to US\$250,000 (or its LRD equivalent)
Managing Director	Up to US\$150,000 (or its LRD equivalent)

The lending authority limits are subject to the following overriding approvals:

The deposit required for all cash collateralised facilities (with the exception of bonds, guarantees and indemnities) must be 125% of the facility amount to provide a cushion for interest and other charges.

NOTES (continued)

3. Financial risk management (continued)

3.3 Credit risk (continued)

3.3.3 Risk limit control and mitigation policies (continued)

(b) Collateral policies

The Bank ensures that each credit is reviewed and granted based on the strength of the borrowers' cash flow. However, the Bank also ensures its credit facilities are well secured as a second way out strategy. The policies that guide collateral for facilities are embedded within the Bank's Credit Policy Guide. These include the following policy statements amongst others:

- Loans to individuals or sole proprietors must be secured by tangible, marketable collateral that has a market value that is supported by a valuation report from a registered estate valuer who is acceptable to the Bank. The collateral must also be easy to check and easy to dispose of. This collateral must be in the possession of, or pledged to the Bank.
- Customer's account balances must be within the scope of cover provided by its collateral.
- All collateral offered must have the following attributes:
 - There must be good legal title;
 - The title must be easy to transfer;
 - It should be easy and relatively cheap to value;
 - The value should be appreciating or at least stable; and
 - The security must be easy to sell.

All collateral must be fully insured. Exceptions include cash collateral, securities in safe keeping, indemnity or guarantees, or where our interest is general (for instance in a negative pledge). The insurance policy has to be issued by an insurer acceptable to the Bank.

The main collateral types acceptable to the Bank for loans and advances include:

- Mortgages over residential properties.
- Charges over business premises, fixed and floating assets as well as inventory.
- Charges over financial instruments such as equities, treasury bills etc.

The Bank ensures that other financial assets, aside from loans and advances such as bank placements, are secured.

(c) Master netting arrangements

The Bank further restricts its exposure to credit losses by entering into master netting arrangements with counterparties with which it undertakes a significant volume of transactions. The right to set off is triggered at default. By so doing, the credit risk associated with favourable contracts is reduced by a master netting arrangement to the extent that if a default occurs, all amounts with the counterparty are terminated and settled on a net basis. The Bank's overall exposure to credit risk on non-derivative instruments subject to master netting arrangements can change substantially within a short period, as it is affected by each transaction subject to the arrangement.

NOTES (continued)

3. Financial risk management (continued)

3.3 Credit risk (continued)

3.3.3 Risk limit control and mitigation policies (continued)

(d) Off-balance sheet engagements

These instruments are contingent in nature and carry the same credit risk as loans and advances. As a policy, the Bank ensures that all its off-balance sheet exposures are subjected to the same rigorous credit analysis, like that of the on-balance sheet exposures, before availment. The major off-balance sheet items in the Bank's books are Bonds, Guarantees and Letters of Credits which the Bank will only issue where it has full cash collateral or a counter indemnity from a first-class Bank, or another acceptable security.

(e) Contingencies

Contingent assets which include transaction related bonds and guarantees, letters of credit and short-term foreign currency related transactions, are not recognized in the financial statements but are disclosed when, as a result of past events, it is highly likely that economic benefits will flow to the Bank, but this will only be confirmed by the occurrence or non-occurrence of one or more uncertain future events.

Contingent liabilities are not recognized in the financial statements but are disclosed in the notes to the financial statements unless they are remote.

(f) Placements

The Bank has placement lines for its bank counterparties. The lines cover the settlement risks inherent in our activities with these counterparties. The limits are arrived at after conducting fundamental analysis of the counterparties, presentation of findings to, and approval by the Management Credit Committee.

3.3.4 Credit risk exposures

The maximum exposure to credit risk before collateral held and other credit enhancements:

(i) Credit risk exposures relating to On-Balance Sheet

Credit risk exposures relating to on-balance sheet assets are as follows:

Maximum Exposure	2022	2021
Classification		
Cash and cash equivalents:		
- Balances held with other banks	2,732,580,690	2,529,472,291
- Balances with Central Bank	2,983,435,493	1,955,439,756
- Money market placements	468,182,822	363,545,674
Investment securities at amortised cost	9,182,021,854	3,039,114,773
Loans and advances to customers:		
- Loans to individuals	3,964,989,156	1,701,296,054
- Loans to non-individuals	12,898,661,028	11,070,844,406
Other financial assets ¹	1,354,913,939	863,234,185
Total	33,584,784,982	21,522,947,139
Loans exposure to total exposure	50%	59%
Other exposure to total exposure	50%	41%

¹ Balances included in Other financial assets above are those subject to credit risks. Items not subject to credit risk, which include Prepayments, Stationery and Prepaid benefit on employees' loan have been excluded.

NOTES (continued)

(All amounts are in Liberian dollars unless otherwise stated)

3. Financial risk management (continued)

3.3 Credit risk (continued)

3.3.4 Credit risk exposures (continued)

Credit risk exposures relating to Off-Balance Sheet

Credit risk exposures relating to off-balance sheet items are as follows:

Maximum exposure	2022	2021
Financial guarantees	1,000,534,194	1,381,598,608
Letters of credit	777,484,224	242,511,698
	1,778,018,418	1,624,110,306

The Bank's financial assets are categorized under IFRS 9 as follows:

(a) Stage 1:

Stage 1 financial assets are loans and advances that have not deteriorated significantly in credit quality since initial recognition or that have low credit risk (where the optional simplification is applied) at the reporting date. The credit quality of the Stage 1 loans and advances are assessed by reference to the internal rating system adopted by the Bank. These are assigned ratings 1- 6.

In addition to the above, Stage 1 loans and advances are loans that have experienced movement of credit rating of less than 3 notches migration of the obligors over the period of 3 years.

(b) Stage 2:

Stage 2 financial assets are loans and advances that have deteriorated significantly in credit quality since initial recognition but do not have objective evidence of a credit loss event. The credit quality of the Stage 2 loans and advances are assessed by reference to the internal rating system adopted by the Bank. These are assigned rating 7.

In addition to the above, Stage 2 loans and advances are loans that have experienced movement of credit rating of more than 3 notches migration of the obligors over the period of 3 years.

(c) Stage 3:

Stage 3 financial assets are loans and advances that have objective evidence of a credit loss event. Stage 3 allocation is driven by either the identification of credit impairment or an exposure being classified as defaulted. The credit quality of the Stage 3 loans and advances are assessed by reference to the internal rating system adopted by the Bank. These are assigned ratings 8-10.

The table below shows the Bank's maximum exposure to credit risks categorized in the various stages.

At December 31, 2022	Stage 1	Stage 2	Stage 3	Total
Cash and bank balances	6,184,199,005	-	-	6,184,199,005
Investment securities	8,215,120,061	-	1,434,965,907	9,650,085,968
Loans and advances to customers	13,927,026,250	1,775,161,691	1,581,653,296	17,283,841,237
Other financial assets	1,354,913,939	-	-	1,354,913,939
Gross carrying amount	29,681,259,255	1,775,161,691	3,016,619,203	34,473,040,149
Loss allowance	(173,503,817)	(19,418,319)	(695,333,032)	(888,255,168)
Carrying amount	29,507,755,438	1,755,743,372	2,321,286,171	33,584,784,981

NOTES (continued)

(All amounts are in Liberian dollars unless otherwise stated)

3. Financial risk management (continued)

3.3 Credit risk (continued)

3.3.4 Credit risk exposures (continued)

At December 31 2021	Stage 1	Stage 2	Stage 3	Total
Cash and cash equivalents	4,849,014,442	-	-	4,849,014,442
Investment securities	3,039,473,909	-	-	3,039,473,909
Loans and advances to customers	10,555,634,538	990,180,300	2,660,564,458	14,206,379,296
Other financial assets	863,234,185	-	-	863,234,185
Gross carrying amount	19,307,357,074	990,180,300	2,660,564,458	22,958,101,832
Loss allowance	(128,267,102)	(31,161,072)	(1,275,726,519)	(1,435,154,693)
Carrying amount	19,179,089,972	959,019,228	1,384,837,939	21,522,947,139

Concentration of risks of financial assets with credit risk exposures

Geographical region

The following table breaks down the Bank's credit exposure (without taking into account any collateral held or other credit support) as categorized by geographical region as at the reporting date. For this table, the Bank has allocated exposures to regions based on the country of domicile of its counterparties.

(i) Credit risk exposures relating to On-Balance Sheet

At December 31, 2022	Liberia	Outside Liberia	Total
Classification			
Cash and cash equivalents:			
- Balances held with other banks	-	2,732,580,690	2,732,580,690
- Balances with Central Bank	2,983,435,493	-	2,983,435,493
- Money market placements	-	468,182,822	468,182,822
Investment securities at amortised cost	6,612,371,042	2,569,650,812	9,182,021,854
Loans and advances to customers:			
- Loans to individuals	3,964,989,155	-	3,964,989,155
- Loans to non-individuals	12,898,661,028	-	12,898,661,028
Other financial assets	1,354,913,939	-	1,354,913,939
Total	27,814,370,657	5,770,414,324	33,584,784,981

NOTES (continued)

(All amounts are in Liberian dollars unless otherwise stated)

3. Financial risk management (continued)

3.3 Credit risk (continued)

3.3.4 Credit risk exposures (continued)

Concentration of risks of financial assets with credit risk exposures (continued)

Geographical region (continued)

(i) Credit risk exposures relating to On-Balance Sheet (continued)

At December 31, 2021	Liberia	Outside Liberia	Total
Classification			
Cash and cash equivalents:	-	2,529,472,291	2,529,472,291
- Balances held with other banks	1,955,439,756	-	1,955,439,756
- Balances with Central Banks		363,545,674	363,545,674
Investment securities at amortised cost	2,297,078,358	742,036,415	3,039,114,773
Loans and advances to customers:			
- Loans to individuals	1,701,296,054	-	1,701,296,054
- Loans to non-individuals	11,070,844,406	-	11,070,844,406
Other financial assets	863,234,185	-	863,234,185
Total	17,887,892,759	3,635,054,380	21,522,947,139

(ii) Credit risk exposures relating to Off-Balance Sheet

Credit risk exposure relating to off-balance sheet items are as follows:

At December 31, 2022	Liberia	Outside Liberia	Total
Financial guarantees	1,000,534,194	-	1,000,534,194
Letters of credit	777,484,224	-	777,484,224
	1,778,018,418	-	1,778,018,418

NOTES (continued)

(All amounts are in Liberian dollars unless otherwise stated)

3. Financial risk management (continued)

3.3 Credit risk (continued)

3.3.4 Credit risk exposures (continued)

Concentration of risks of financial assets with credit risk exposures (continued)

Geographical region (continued)

(ii) Credit risk exposures relating to Off-Balance Sheet (continued)

At December 31, 2021	Liberia	Outside Liberia	Total
Financial guarantees	1,381,598,608	-	1,381,598,608
Other contingents	242,511,698	-	242,511,698
	1,624,110,306	-	1,624,110,306

3.3.5 Loans and advances

Loans and advances are summarized as follows:

At December 31, 2022	Loans to Individual	Loans to non-Individual	Total
Loans	3,667,249,645	7,023,768,138	10,691,017,783
Overdrafts	244,041,783	2,991,966,684	3,236,008,467
Stage 1 – 12-month ECL	3,911,291,428	10,015,734,822	13,927,026,250
Loans	53,653,825	923,667,724	977,321,549
Overdrafts	109,021	797,731,121	797,840,142
Stage 2 - Lifetime ECL not credit impaired	53,762,846	1,721,398,845	1,775,161,691
Loans	164,986,073	1,131,056,255	1,296,042,328
Overdrafts	1,637,840	283,973,128	285,610,968
Stage 3 – Non-performing Loans	166,623,913	1,415,029,383	1,581,653,296
Total gross loans and advances	4,131,678,187	13,152,163,050	17,283,841,237

NOTES (continued)

(All amounts are in Liberian dollars unless otherwise stated)

3. Financial risk management (continued)

3.3 Credit risk (continued)

3.3.5 Loans and advances (continued)

The impairment allowance on loans is further analyzed as follows:

At December 31, 2022	Loans to Individual	Loans to non-Individual	Total
Loans	40,478,251	61,085,399	101,563,650
Overdrafts	13,066,595	58,873,572	71,940,167
Stage 1 – 12-month ECL	53,544,846	119,958,971	173,503,817
Loans	1,108,502	18,116,072	19,224,574
Overdrafts	30,139	163,606	193,745
Stage 2 - Lifetime ECL not credit impaired	1,138,641	18,279,678	19,418,319
Loans	110,482,649	59,103,039	169,585,688
Overdrafts	1,522,896	56,160,334	57,683,230
Stage 3 – Non-performing loans	112,005,545	115,263,373	227,268,918
Total allowance	166,689,032	253,502,022	420,191,054

At December 31, 2021	Loans to Individual	Loans to non-Individual	Total
Loans	1,529,091,010	5,400,823,583	6,929,914,593
Overdrafts	194,641,033	3,431,078,912	3,625,719,945
Stage 1 - 12-month ECL	1,723,732,043	8,831,902,495	10,555,634,538
Loans	19,152,103	885,736,760	904,888,863
Overdrafts	123,567	85,167,870	85,291,437
Stage 2 - Lifetime ECL not credit impaired	19,275,670	970,904,630	990,180,300
Loans	117,171,465	1,664,488,619	1,781,660,084
Overdrafts	21,960,213	856,944,161	878,904,374
Stage 3 – Non-performing loans	139,131,678	2,521,432,780	2,660,564,458
Total gross loans and advances	1,882,139,391	12,324,239,905	14,206,379,296

Guaranty Trust Bank (Liberia) Limited
Financial statements
For the year ended December 31, 2022

NOTES (continued)

(All amounts are in Liberian dollars unless otherwise stated)

3. Financial risk management (continued)

3.3 Credit risk (continued)

3.3.5 Loans and advances (continued)

The impairment allowance on loans is further analyzed as follows:

At December 31, 2021	Loans to Individual	Loans to non-Individual	Total
Loans	38,434,932	60,118,039	98,552,971
Overdrafts	2,635,875	26,162,399	28,798,274
Stage 1 – 12-month ECL	41,070,807	86,280,438	127,351,245
Loans	640,852	22,183,785	22,824,637
Overdrafts	-	8,336,435	8,336,435
Stage 2 - Lifetime ECL not credit impaired	640,852	30,520,220	31,161,072
Loans	117,171,465	953,147,358	1,070,318,823
Overdrafts	21,960,213	183,447,483	205,407,696
Stage 3 - Non performing loans	139,131,678	1,136,594,841	1,275,726,519
Total allowance	180,843,337	1,253,395,499	1,434,238,836

Summary of collaterals pledged against loans and advances

An estimate of the fair value of any collateral and other security enhancements held against loans and advances is shown below:

At December 31, 2022	Gross Loans	Collateral
Against Stage 1 Loans and Advances	13,927,026,250	24,167,021,039
Against Stage 2 Loans and Advances	1,775,161,691	8,955,762,949
Against Stage 3 Loans and Advances	1,581,653,296	4,112,097,709
Total	17,283,841,237	37,234,881,697

At December 31, 2021	Gross Loans	Collateral
Against Stage 1 Loans and Advances	10,555,634,538	32,888,899,226
Against Stage 2 Loans and Advances	990,180,300	4,753,726,715
Against Stage 3 Loans and Advances	2,660,564,458	5,026,819,507
Total	14,206,379,296	42,669,445,448

NOTES (continued)

(All amounts are in Liberian dollars unless otherwise stated)

3. Financial risk management (continued)

3.3 Credit risk (continued)

3.3.5 Loans and advances (continued)

The type of collaterals and other security enhancements held against the various loan classifications are analysed in the table below:

At December 31, 2022	Term Loans	Overdrafts	Total
Against Stage 1 Loans and advances:			
Property	7,124,087,419	16,302,805,070	23,426,892,489
Cash	116,668,302	460,986,793	577,655,095
Others [#]	162,473,456	-	162,473,456
Total	7,403,229,177	16,763,791,863	24,167,021,040
Against Stage 2 Loans and advances:			
Property	-	6,765,692,862	6,765,692,862
Others [#]	-	2,190,070,086	2,190,070,086
Total	-	8,955,762,948	8,955,762,948
Against Stage 3 Loans and advances:			
Property	1,786,028,289	2,306,062,784	4,092,091,073
Others [#]	-	20,006,636	20,006,636
Total	1,786,028,289	2,326,069,420	4,112,097,709
Grand total	9,189,257,466	28,045,624,231	37,234,881,697

[#]Others include lien on equipment, counter indemnity, cash collaterals.

At December 31, 2021	Term Loans	Overdrafts	Total
Against Stage 1 Loans and advances:			
Property	20,283,275,751	7,101,224,513	27,384,500,264
Others [#]	1,381,113,302	4,123,285,660	5,504,398,962
Total	21,664,389,053	11,224,510,173	32,888,899,226
Against Stage 2 Loans and advances:			
Property	2,766,141,849	387,081,632	3,153,223,481
Others [#]	1,524,288,794	76,214,440	1,600,503,234
Total	4,290,430,643	463,296,072	4,753,726,715
Against Stage 3 Loans and advances:			
Property	1,083,095,815	3,847,929,050	4,931,024,865
Others [#]	95,711,099	83,543	95,794,642
Total	1,178,806,914	3,848,012,593	5,026,819,507
Grand total	27,133,626,610	15,535,818,838	42,669,445,448

[#]Others include lien on equipment and cash collaterals.

NOTES (continued)

(All amounts are in Liberian dollars unless otherwise stated)

3. Financial risk management (continued)

3.3 Credit risk (continued)

3.3.5 Loans and advances (continued)

Additional disclosures of loans and advances as per the Central Bank of Liberia prudential regulations are as follows:

Loans and advances to customers:

Analysis by:	2022	2021
TYPE		
Loans	11,668,339,332	7,834,803,456
Overdrafts	4,033,848,610	3,711,011,382
Past Due Loans	1,581,653,295	2,660,564,458
Total Gross Loans	17,283,841,237	14,206,379,296
Collective Impairment	(192,922,136)	(158,512,317)
Specific Impairment	(227,268,918)	(1,275,726,519)
	16,863,650,183	12,772,140,460
PERFORMANCE		
Performing	15,702,187,941	11,545,814,838
Impaired	1,581,653,296	2,660,564,458
Total Gross Loans	17,283,841,237	14,206,379,296
CUSTOMER		
Individual	4,131,678,187	1,882,139,391
Private Corporation & Business	12,733,714,171	11,793,873,349
Central and other level of Government	418,448,879	530,366,556
Total Gross Loans	17,283,841,237	14,206,379,296
SECTOR		
Agriculture, Fishery & Forestry	1,024,429,812	870,389,907
Mining & Quarry	219,547,628	259,674,886
Manufacturing	1,299,481,101	1,565,500,186
Communication	178,813,571	210,885,821
Transportation	166,836,204	101,542,522
Oil & Gas	1,338,474,831	1,422,676,932
Government of Liberia	418,448,879	530,366,556
Others	12,637,809,211	9,245,342,486
Total Gross Loans	17,283,841,237	14,206,379,296

NOTES (continued)

(All amounts are in Liberian dollars unless otherwise stated)

3. Financial risk management (continued)

3.4 Liquidity risk

Liquidity risk is the risk that the Bank will encounter difficulty in meeting obligations from its financial liabilities.

(i) Management of liquidity risk

The Bank's liquidity risk management process is primarily the responsibility of the Treasury Unit and Risk Management Unit. A brief overview of the Bank's liquidity management processes during the year includes the following:

Maintenance of minimum levels of liquid and marketable assets above the regulatory requirement of 15%. The Bank has also set for itself more stringent in-house limits of 25% and above the regulatory requirement to which it adheres.

The Bank's overall approach to funding is as follows:

- Generation of large pool of low-cost deposits. Maintenance of efficiently diversified sources of funds along product lines, business segments and also regions to avoid concentration risk.
- Maintaining a contingency funding plan.

The Bank met all its financial commitments and obligations without any liquidity risk exposure in the course of the year.

The Bank's Asset and Liability Management Committee (ALMAC) is charged with the responsibility of managing the Bank's daily liquidity position. A daily liquidity position is monitored and regular liquidity stress testing is conducted under a variety of scenarios covering both normal and more severe market conditions. All liquidity policies and procedures are subject to review and approval by ALMAC. The Board ALMAC sets limits which are in conformity with the regulatory limits. The limits are monitored regularly and exceptions are reported to Board ALMAC as appropriate. In addition, gap reports are prepared monthly to measure the maturity mismatches between assets and liabilities.

(ii) Exposure to liquidity risk

The key measure used by the Bank for managing liquidity risk is the ratio of net liquid assets to deposits from customers. For this purpose, net liquid assets are considered as including cash and cash equivalents and investment grade debt securities for which there is an active and liquid market less any deposits from Banks, debt securities issued, other borrowings and commitments maturing within the next month. A similar calculation is used to measure the Bank's compliance with the liquidity limit established by the Bank's regulator (the Central Bank of Liberia).

(iii) Assets used in managing liquidity risk

The Bank holds a diversified portfolio of cash and highly liquid securities to support payment obligations and contingent funding in a structured market environment. The Bank assets held for managing liquidity risk comprised cash and balances with the Central Bank, balances in financial institutions in monetary areas designated by the Central Bank of Liberia and investment securities.

(iv) Liquidity ratio

The Bank's liquidity ratio as at December 31, 2022 was **36.4%** (2021: 31.4%) which is above the regulatory required ratio of 15%.

NOTES (continued)

(All amounts are in Liberian dollars unless otherwise stated)

3. Financial risk management (continued)

3.4 Liquidity risk (continued)

The following table shows the undiscounted cash flows on the Bank's financial assets and liabilities and on the basis of their earliest possible contractual maturity.

At December 31 2022	Carrying amount	Gross nominal inflow/outflow	Less than 3 months	3 to 6 months	6 to 12 months	1 to 5 years	More than 5 years
<i>Financial assets</i>							
Cash and cash equivalents	7,503,298,345	7,507,801,242	7,507,801,242	-	-	-	-
Investment securities	9,182,021,854	10,757,139,998	1,556,984,737	2,468,979,585	2,996,455,104	3,734,720,572	-
Loans and advances to customers	16,863,650,183	17,846,834,142	9,006,923,404	3,599,162,744	3,063,021,712	2,140,971,602	36,754,680
Other financial assets	1,354,913,939	1,354,913,939	1,354,913,939	-	-	-	-
Total financial assets held for managing liquidity risk	34,903,884,321	37,466,689,321	19,426,623,322	6,068,142,329	6,059,476,816	5,875,692,174	36,754,680
<i>Financial liabilities</i>							
Deposits from customers	32,068,101,635	32,075,357,016	30,877,450,030	801,393,638	396,513,348	-	-
Due to related parties	154,491	154,491	154,491	-	-	-	-
Lease liabilities	276,605,505	276,605,505	-	-	-	91,607,339	184,998,166
Other liabilities	868,298,720	868,298,720	868,298,720	-	-	-	-
Total financial liabilities	33,213,160,351	33,220,415,732	31,745,903,241	801,393,638	396,513,348	91,607,339	184,998,166
Gap (asset - liabilities)			(12,319,279,919)	5,266,748,692	5,662,963,468	5,784,084,835	(148,243,486)

Guaranty Trust Bank (Liberia) Limited
Financial statements
For the year ended December 31, 2022

NOTES (continued)

(All amounts are in Liberian dollars unless otherwise stated)

3. Financial risk management (continued)

3.4 Liquidity risk (continued)

At December 31 2021	Carrying amount	Gross nominal inflow/outflow	Less than 3 months	3 to 6 months	6 to 12 months	1 to 5 years	More than 5 years
<i>Financial assets</i>							
Cash and cash equivalents	6,573,547,981	6,574,330,634	6,574,330,634	-	-	-	-
Investment securities	3,039,114,773	3,114,787,903	1,825,777,575	960,885,562	124,530,221	203,594,545	-
Loans and advances to customers	12,772,140,460	14,813,490,134	8,702,389,922	1,810,740,452	1,999,780,628	2,253,663,750	46,915,382
Other assets	863,234,184	863,234,184	863,234,184	-	-	-	-
Total financial assets held for managing liquidity risk	23,248,037,398	25,365,842,855	17,965,732,315	2,771,626,014	2,124,310,849	2,457,258,295	46,915,382
<i>Financial liabilities</i>							
Deposits from customers	20,532,368,942	20,545,333,964	20,328,219,749	-	201,172,405	15,941,809	-
Due to related parties	55,857	55,857	55,857	-	-	-	-
Lease liabilities	264,109,565	264,109,565	-	-	-	65,483,108	198,626,457
Other liabilities	838,183,782	838,183,782	838,183,782	-	-	-	-
Total financial liabilities	21,634,718,146	21,647,683,168	21,166,459,388	-	201,172,405	81,424,917	198,626,457
Gap (asset - liabilities)			(3,200,727,073)	2,771,626,014	1,923,138,444	2,375,833,378	(151,711,075)

NOTES (continued)

(All amounts are in Liberian dollars unless otherwise stated)

3. Financial risk management (continued)

3.5 Market risk

Market risk is the risk that changes in market prices, such as interest rate, equity prices, foreign exchange rates and credit spreads (not relating to changes in the obligor's / issuer's credit standing) will affect the Bank's income or the value of its holdings of financial instruments. The objective of market risk management is to manage and control market risk exposures within acceptable parameters, while optimising the return on risk.

Management of market risk

The Bank separates its exposure to market risk between trading and non-trading portfolios. Trading portfolios are mainly held by the Treasury Unit, and include positions arising from market making and proprietary position taking, together with financial assets and liabilities that are managed on a fair value basis. Accordingly, the foreign exchange position is treated as part of the Bank's trading portfolios for risk management purposes.

Overall authority for market risk is vested in Management ALCO Committee. However, they are also responsible for the development of detailed risk management policies subject to review and approval by the Board ALMAC and for the day-to-day review of their implementation.

3.5.1 Exposure to market risks – trading portfolios

The principal tool used to measure and control market risk exposure within the Bank's trading portfolios is the open position limits using the Value-at-Risk approach. Specific limits (regulatory and in-house) have been set across the various trading portfolios to prevent undue exposure and the Treasury Unit ensures that these limits and triggers are adhered to by the Bank.

3.5.2 Exposure to interest rate risk – trading and non-trading portfolios

The principal risk to which non-trading portfolios are exposed is the risk of loss from fluctuations in the future cash flows or fair values of financial instruments because of a change in market interest rates. Interest rate risk is managed principally through monitoring interest rate gaps and by having pre-approved limits for re-pricing bands. The ALMAC is the monitoring body for compliance with these limits and is assisted by risk management. The Bank makes use of limit monitoring, earnings-at-risk, gap analysis and scenario analysis to measure and control the market risk exposures within its trading and banking books.

The Bank also performs regular stress tests on its banking and trading books. In performing this, the Bank ensures there are quantitative criteria in building the scenarios. The Bank determines the effect of changes in interest rates on interest income; volatility in prices on trading income; and changes in funding sources and uses on the Bank's liquidity. The key potential risks the Bank was exposed to from these instruments were foreign exchange risk and interest rate risk. However, all potential risk exposures in the course of the year were successfully mitigated.

NOTES (continued)

(All amounts are in Liberian dollars unless otherwise stated)

3. Financial risk management (continued)

3.5 Market risk (continued)

3.5.2 Exposure to interest rate risk – trading and non-trading portfolios (continued)

Profit or loss is sensitive to higher/lower interest income and expense from the following assets and liabilities as a result of changes in interest rates:

At December 31 2022

	Interest amount	Sensitivity >2%	<2%
<i>Financial assets</i>			
Cash and cash equivalents	8,323,732	166,475	(166,475)
Loans and advances to customers	1,414,653,155	28,293,063	(28,293,063)
Investment securities	474,596,556	9,491,931	(9,491,931)
	1,897,573,443	37,951,469	(37,951,469)
<i>Financial liabilities</i>			
Deposits from customers	339,926,891	6,798,538	(6,798,538)
Lease liabilities	15,169,876	303,398	(303,398)
	355,096,767	7,101,936	(7,101,936)
Impact on post-tax profit and equity			30,849,533

At December 31, 2021

	Interest amount	Sensitivity >2%	<2%
<i>Financial assets</i>			
Cash and cash equivalents	1,120,432	22,409	(22,409)
Loans and advances to customers	1,438,026,193	28,760,524	(28,760,524)
Investment securities	129,583,054	2,591,661	(2,591,661)
	1,568,729,679	31,374,594	(31,374,594)
<i>Financial liabilities</i>			
Deposits from customers	252,681,042	5,053,621	(5,053,621)
Lease liabilities	17,539,832	350,797	(350,797)
	270,220,874	5,404,418	(5,404,418)
Impact on post tax profit and equity			25,970,176

NOTES (continued)

(All amounts are in Liberian dollars unless otherwise stated)

3. Financial risk management (continued)

3.5 Market risk (continued)

3.5.3 Foreign exchange risk

The Bank takes on exposure to the effects of fluctuations in the prevailing foreign currency exchange rates on its financial position and cash flows. The Board sets limits on the level of exposure by currency and in aggregate for both overnight and intra-day positions, which are monitored daily. The table below summarises the Bank's exposure to foreign exchange risk as at December 31, 2022. Included in the table are the Bank's financial instruments at carrying amounts, categorised by currency.

Financial instruments by currency

At 31 December 2022	Total	USD	LRD	GBP	Euro
Cash and cash equivalents	7,503,298,345	6,260,000,745	866,297,438	98,893,932	278,106,230
Investment securities	9,182,021,854	7,871,617,659	1,310,404,195	-	-
Loans and advances to customers	16,863,650,183	16,177,868,255	685,781,894	34	-
Other assets	1,354,913,939	780,690,675	574,223,264	-	-
Total financial assets	34,903,884,321	31,090,177,334	3,436,706,791	98,893,966	278,106,230
Deposits from customers	32,068,101,635	29,373,506,816	2,694,428,012	9,548	157,259
Due to related parties	154,491	154,491	-	-	-
Lease liabilities	276,605,505	276,605,505	-	-	-
Other liabilities	868,298,720	814,071,492	52,320,303	1,906,925	-
Total financial liabilities	33,213,160,351	30,464,338,304	2,746,748,315	1,916,473	157,259
At 31 December 2021	Total	USD	LRD	GBP	Euro
Cash and cash equivalents	6,573,547,981	5,705,408,821	352,760,855	72,220,973	443,157,332
Investment securities	3,039,114,773	1,690,607,579	1,348,507,194	-	-
Loans and advances to customers	12,772,140,460	11,854,202,054	837,033,479	80,904,927	-
Other assets	863,234,184	137,877,298	451,220,101	273,870,316	266,469
Total financial assets	23,248,037,398	19,388,095,752	2,989,521,629	426,996,216	443,423,801
Deposits from customers	20,532,368,942	18,845,307,126	1,684,140,581	12,116	2,909,119
Due to related parties	55,857	55,857	-	-	-
Lease liabilities	264,109,565	264,109,565	-	-	-
Other liabilities	838,183,782	605,277,107	230,486,960	2,419,715	-
Total financial liabilities	21,634,718,146	19,714,749,655	1,914,627,541	2,431,831	2,909,119

NOTES (continued)

(All amounts are in Liberian dollars unless otherwise stated)

3. Financial risk management (continued)

3.5 Market risk (continued)

3.5.3 Foreign exchange risk (continued)

Sensitivity analysis

A 15% strengthening of the USD dollar against foreign currencies at December 31, 2022 would have increased equity and profit / (loss) by LRD 1,571,415 (2021: LRD 1,785,604).

A best case scenario 15% weakening of the USD dollars against foreign currencies at 31 December 2022 would have had the equal but opposite effect on the amount shown above.

This analysis assumes that all other variables, in particular interest rates, remain constant. The analysis is performed on the same basis for 2022.

3.6 Capital management

Regulatory capital

The Bank's regulator, the Central Bank of Liberia, sets and monitors capital requirements for the Bank.

In implementing current capital requirements, Central Bank of Liberia requires the Bank to maintain a prescribed ratio of total capital to total risk-weighted assets. The Bank's regulatory capital comprise ordinary share capital, retained earnings, and other components of equity.

The Bank has complied with all externally imposed capital requirements throughout the year. There have been no material changes in the Bank's management of capital during the year.

The capital adequacy ratio is the quotient of the capital base of the Bank and the Bank's risk weighted asset base. In accordance with Central Bank of Liberia regulations, a minimum ratio of 10% is to be maintained for Banks. The Bank's capital adequacy ratio as at December 31, 2022 was 16% as compared to 18% reported as at December 31, 2021, which was above the regulatory limit.

At December 31 2022

ASSETS	Weight	AMOUNT	VALUE
Cash Items	0%	1,319,099,340	-
Due from CBL	0%	2,983,435,493	-
Performing GOL Securities	0%	6,145,513,678	-
Fully secured claims	0%	797,695,973	-
Eligible Claims on Sovereigns	0%	3,036,508,175	-
Eligible Claims on public	0%	74,149,105	-
Eligible Claims on banks	20%	2,117,785,190	423,557,038
Eligible Claims on banks	50%	614,795,500	307,397,750
Eligible Claims on banks	100%	468,182,822	468,182,822
Retail exposures	75%	3,910,370,788	2,932,778,091
Eligible Claims on corporates	100%	10,727,049,941	10,727,049,941
Eligible past due exposure	100%	1,354,384,377	1,354,384,377
Other Exposures	100%	1,787,299,871	1,787,299,871
Fixed assets	100%	1,158,436,353	1,158,436,353
		36,494,706,606	19,159,086,243

NOTES (continued)

(All amounts are in Liberian dollars unless otherwise stated)

3. Financial risk management (continued)

3.6 Capital management (continued)

Regulatory capital (continued)

Off balance sheet exposures

Performance bonds, bid bonds and warranties	50%	1,000,534,194	500,267,097
Documentary letters of credit	20%	777,484,224	155,496,845
		1,778,018,418	655,763,942

TOTAL RISK WEIGHTED ASSETS			19,814,850,185
-----------------------------------	--	--	-----------------------

Core capital

Share capital		1,062,500,000
Statutory reserves		418,455,095
Retained earnings		1,561,829,013
Other distributable and legal reserves		177,690,318
Total core capital		3,220,474,426

Deductions from Tier One (1) Capital:

Intangible assets	(75,966,537)
-------------------	--------------

Total Qualifying Capital	3,144,507,889
---------------------------------	----------------------

CAPITAL ADEQUACY RATIO	16%
-------------------------------	------------

At December 31 2021

ASSETS	WGTS	AMOUNT	VALUE
Cash	0%	1,725,090,260	-
Due from CBL	0%	1,955,439,756	-
Performing GOL securities	0%	2,297,077,978	-
Fully secured claims	0%	700,257,759	-
Eligible Claims on Sovereigns	0%	742,036,415	-
Eligible Claims on public	0%	63,323,870	-
Eligible Claims on banks	20%	1,700,127,854	340,025,571
Eligible Claims on banks	100%	1,192,890,110	1,192,890,110
Retail exposures	75%	1,701,296,054	1,275,972,041
Eligible Claims on corporates	100%	8,922,424,837	8,922,424,837
Eligible past due exposure	100%	1,384,837,939	1,384,837,939
Other Exposures	100%	1,371,030,820	1,371,030,820
Fixed assets	100%	1,061,149,647	1,061,149,647
		24,816,983,299	15,548,330,965

Guaranty Trust Bank (Liberia) Limited
Financial statements
For the year ended December 31, 2022

NOTES (continued)

(All amounts are in Liberian dollars unless otherwise stated)

3. Financial risk management (continued)

3.6 Capital management (continued)

Regulatory capital (continued)

	WGTS	AMOUNT	VALUE
Off balance sheet exposures			
Performance bonds, bid bonds and warranties	50%	1,381,598,608	690,799,304
Documentary letters of credit	20%	242,511,698	48,502,340
			739,301,644
TOTAL RISK WEIGHTED ASSETS			16,287,632,609
Core capital			
Share capital			1,062,500,000
Statutory reserves			360,740,806
Retained earnings			1,234,781,373
Other distributable and legal reserves			307,371,288
Total core capital			2,965,393,467
Deductions from Tier One (1) Capital:			
Intangible assets			(49,827,542)
Total qualifying Tier one (1) Capital			(49,827,542)
Total Qualifying Capital (Qualifying Tier 1 + Tier 2)			2,915,565,925
CAPITAL ADEQUACY RATIO			18%

NOTES (continued)

(All amounts are in Liberian dollars unless otherwise stated)

3. Financial risk management (continued)

3.7 Fair values of financial instruments

The fair values of financial assets and financial liabilities that are traded in active markets are based on quoted market prices or dealer price quotations. For all other financial instruments, the Bank determines fair values using other valuation techniques.

For financial instruments that trade infrequently and have little price transparency, fair value is less objective, and requires varying degrees of judgment depending on liquidity, concentration, uncertainty of market factors, pricing assumptions and other risks affecting the specific instrument.

(a) Valuation models

The Bank measures fair values using the following fair value hierarchy, which reflects the significance of the inputs used in making the measurements.

- Level 1: inputs that are quoted market prices (unadjusted) in active markets for identical instruments.
- Level 2: inputs other than quoted prices included within Level 1 that are observable either directly (i.e. as prices) or indirectly (i.e. derived from prices). This category includes instruments valued using quoted market prices in active markets for similar instruments; quoted prices for identical or similar instruments in markets that are considered less than active; or other valuation techniques in which all significant inputs are directly or indirectly observable from market data.
- Level 3: inputs that are unobservable. This category includes all instruments for which the valuation technique includes inputs not based on observable data and the unobservable inputs have a significant effect on the instrument's valuation. This category includes instruments that are valued based on quoted prices for similar instruments for which significant unobservable adjustments or assumptions are required to reflect differences between the instruments.

Valuation techniques include net present value and discounted cash flow models, comparison with similar instruments for which market observable prices exist and other valuation models. Assumptions and inputs used in valuation techniques include risk free and benchmark interest rates, credit spreads and other premium used in estimating discount rates and foreign currency exchange rates and expected price volatilities and correlations.

The objective of valuation techniques is to arrive at a fair value measurement that reflects the price that would be received to sell the asset or paid to transfer the liability in an orderly transaction between market participants at the measurement date. The Bank uses widely recognized valuation models for determining the fair value of common and more simple financial instruments, such as interest rate and currency swaps that use only observable market data and require little management judgment and estimation.

Availability of observable market prices and model inputs reduces the need for management judgment and estimation and also reduces the uncertainty associated with determining fair values. Availability of observable market prices and inputs varies depending on the products and markets and is prone to changes based on specific events and general conditions in the financial markets.

NOTES (continued)

(All amounts are in Liberian dollars unless otherwise stated)

3. Financial risk management (continued)

3.7 Fair values of financial instruments (continued)

(b) Financial instruments not measured at fair value

The following table sets out the fair values of financial instruments not measured at fair value and analyses them by the level in the fair value hierarchy into which each fair value measurement is categorized.

	Note	Level 2 2022	Level 3 2022	Level 2 2021	Level 3 2021
Assets					
Cash and cash equivalents	16	-	7,503,298,345	-	6,573,547,981
Investment securities	17	8,888,197,155	-	2,978,091,709	-
Loans and advances to customers	18	16,863,650,183	-	12,772,140,460	-
Other financial assets	21	-	1,354,913,939	-	863,234,184
		25,751,847,338	8,858,212,284	15,750,232,169	7,436,782,165
Liabilities					
Deposits from customers	23	32,068,101,635	-	20,532,368,942	-
Due to related parties	25	154,491	-	55,857	-
Other liabilities	26	868,298,720	-	838,183,782	-
		32,936,857,455	-	21,370,608,581	-

The fair value of government securities is based on market prices or broker/dealer price quotations. Where this information is not available, fair value is determined using quoted market prices for securities with similar maturity and yield characteristics.

Where applicable, the fair value of loans and advances to customers is based on observable market transactions. Where observable market transactions are not available, fair value is estimated using valuation models such as discounted cash flow techniques which represents the discounted amount of estimated future cash flows expected to be received. Expected cash flows are discounted at current market rates to determine the fair value. For collateral dependent impaired loans, the fair value is measured based on the value of the underlying collaterals.

The fair value of advances to and from banks is based on discounted cash flow techniques applying the rates of similar maturities and terms.

The fair value of term deposits by customers is estimated using discounted cash flow techniques, applying the rates that are offered for deposits of similar maturities and terms. The fair value of deposits payable on demand is the amount payable at the reporting date.

Fair values of borrowings are estimated using discounted cash flow techniques, applying rates that are offered for borrowings of similar maturities and terms.

NOTES (continued)

(All amounts are in Liberian dollars unless otherwise stated)

4 Critical accounting estimates and judgments

The Bank makes estimates and assumptions that affect the reported amounts of assets and liabilities within the next financial year. Estimates and judgments are evaluated on a continuous basis, and are based on past experience and other factors, including expectations with regard to future events. Accounting policies and directors' judgments for certain items are especially critical for the Bank's results and financial situation due to their materiality.

(i) Expected credit loss measurement

The measurement of the expected credit loss allowance for financial assets measured at amortised cost and Fair value through Other Comprehensive Income is an area that requires the use of complex models and significant assumptions about future economic conditions and credit behaviour (e.g., the likelihood of customers defaulting and the resulting losses).

A number of significant judgments are also required in applying the accounting requirements for measuring ECL, such as:

- Determining criteria for significant increase in credit risk;
- Choosing appropriate models and assumptions for the measurement of ECL;
- Establishing the number and relative weightings of forward-looking scenarios and the associated ECL.

Refer to Note 3.3.2 for further details on these estimates and judgments.

(ii) Business model classification for financial assets

The Bank classifies some non-derivative financial assets with fixed or determinable payments and fixed maturity as hold to collect. This classification requires significant judgment. In making this judgment, the Bank uses the Business model and Solely for Payment of Principal and Interest (SPPI) model to assess that the purpose for holding these assets was to collect the contractual cash flows associated with the assets. If the Bank were to fail to keep these investments to maturity other than for the specific circumstances – for example, selling an insignificant amount close to maturity – the Bank is required to reclassify the entire category as hold to collect and sell. Accordingly, the investments would be measured at fair value instead of amortised cost. The Bank does not hold any financial assets under the hold to collect and sell and hold to sell business models.

(iii) Income tax

The Bank is subject to income taxes. Significant estimates are required in determining the provision for income taxes. There are many transactions and calculations for which the ultimate tax determination is uncertain. The Bank recognizes liabilities for anticipated tax audit issues based on estimates of whether additional taxes will be due. Where the final tax outcome of these matters is different from the amounts that were initially recorded, such differences will impact the current tax and deferred tax provisions.

(iv) Lease term

In determining the lease term, management considers all facts and circumstances that create an economic incentive to exercise an extension option, or not exercise a termination option. Extension options (or periods after termination options) are only included in the lease term if the lease is reasonably certain to be extended (or not terminated).

NOTES (continued)

(All amounts are in Liberian dollars unless otherwise stated)

4. Critical accounting estimates and judgments (continued)

(iv) Lease term (continued)

The following factors are normally the most relevant:

- If there are significant penalties to terminate (or not extend), the Bank is typically reasonably certain to extend (or not terminate).
- If any leasehold improvements are expected to have a significant remaining value, the Bank is typically reasonably certain to extend (or not terminate).

Otherwise, the Bank considers other factors including historical lease durations and the costs and business disruption required to replace the leased asset.

The lease term is reassessed if an option is actually exercised (or not exercised) or the Bank becomes obliged to exercise (or not exercise) it. The assessment of reasonable certainty is only revised if a significant event or a significant change in circumstances occurs, which affects this assessment, and that is within the control of the lessee.

5. Interest income

	2022	2021
Loans and advances to customers	1,414,653,155	1,438,026,193
Cash and cash equivalents	8,323,849	1,120,432
Investment securities	474,596,439	129,583,054
	1,897,573,443	1,568,729,679
Geographical location:		
Interest income earned in Liberia	1,691,374,863	1,564,171,028
Interest income earned outside Liberia	206,198,580	4,558,651
	1,897,573,443	1,568,729,679

6. Interest expense

Deposit from customers	339,926,891	252,681,042
Lease liabilities	15,169,876	17,539,832
	355,096,767	270,220,874

All interest expense are incurred in Liberia.

Guaranty Trust Bank (Liberia) Limited
Financial statements
For the year ended December 31, 2022

NOTES (continued)

(All amounts are in Liberian dollars unless otherwise stated)

7. Fee and commission income

	2022	2021
Credit related fees and commissions	574,252,414	385,474,447
Income from financial guarantee contracts issued	95,414,905	147,251,219
Commissions on Transfers	374,504,147	351,197,009
Account management charges	179,895,454	185,123,298
Other fee and commissions	192,398,734	262,738,199
	1,416,465,654	1,331,784,172

8. Fee and commission expense

Correspondent banking charges	36,807,197	66,100,554
Recovery expenses	178,669	6,353,613
	36,985,866	72,454,167

9. Net trading (expense)/income

Net foreign exchange (losses)/gains on trading	(12,552,696)	18,166,944
--	---------------------	------------

10. Other income/(expenses) -net

Foreign exchange translation gain	177,842,835	87,756,552
Profit on disposal of property and equipment (note 19)	-	120,591
Recoveries on claims previously written-off	3,260,242	-
	181,103,077	87,877,143

11. Personnel expenses

Wages and salaries	317,798,864	323,443,862
Contributions to defined contribution plans	21,812,732	22,563,344
Other staff cost	23,724,986	19,465,723
	363,336,582	365,472,929

The number of persons employed by the Bank as at December 31, 2022 was 137 (2021:137).

Guaranty Trust Bank (Liberia) Limited
Financial statements
For the year ended December 31, 2022

NOTES (continued)

(All amounts are in Liberian dollars unless otherwise stated)

12. Impairment charge/(reversal) on financial assets

	2022	2021
Loans and advances	189,089,753	(13,506,519)
Investment securities	467,566,232	297,611
Placements	131,403	556,721
Off balance sheet exposures	158,511	13,489
Recoveries during the year	(68,148,539)	(3,831,424)
	588,797,360	(16,470,122)

13. Depreciation and amortization

Property and equipment (Note 19)	175,555,674	193,817,313
Intangible assets (Note 20)	16,077,475	15,616,438
Rights-of-use assets (Note 22)	32,277,440	32,277,440
	223,910,589	241,711,191

14. Other operating expenses

Stationery and postage	32,879,156	31,408,683
Business travel expenses	3,790,657	2,695,335
Advertisements, promotion and corporate gifts	10,177,932	26,046,115
Repairs and maintenance	59,223,837	54,340,831
Directors' emoluments and expenses	16,786,077	16,696,483
Contract services	221,834,136	250,445,322
Insurance premium	19,139,476	25,119,866
Consulting and auditing costs	10,643,678	15,734,624
Management and technical services fees	100,439,975	18,015,876
Fuel expense	103,008,740	68,324,112
Legal and secretarial expenses	22,560,019	22,578,729
Donation and corporate subscription	10,942,604	22,049,656
Internet and communication	104,484,456	208,438,047
Cash shortages	14,462,987	3,967,216
Other expenses	695,915,039	285,076,918
Expenses relating to short term leases (Note 22)	7,644,106	25,571,914
	1,433,932,875	1,076,509,727

Included in other expenses for the year ended 31 December 2022 is LRD 630,343,182 in respect of judgments claims against the Bank.

Guaranty Trust Bank (Liberia) Limited
Financial statements
For the year ended December 31, 2022

NOTES (continued)

(All amounts are in Liberian dollars unless otherwise stated)

15. Income taxes

Income tax expense

	2022	2021
Current income tax charge	64,398,731	236,391,057
Deferred income tax charge (note 24)	31,368,779	54,232,875
	95,767,510	290,623,932

In line with the Liberia Revenue Code 2000 (as amended), tax is assessed at the higher of 2% of revenues and 25% of taxable profit. The tax on the Bank's profit before income tax differs from the theoretical amount that would arise using the statutory income tax rate as follows:

	2022	2021
Profit before income tax	480,529,439	996,659,172
Tax calculated at the statutory income tax rate of 25% (2021: 25%)	120,132,360	249,164,793
Tax effects of:		
Expenses not deductible for tax purposes	(13,939,666)	62,081,840
Tax incentives	(10,425,184)	(20,622,701)
Income tax expense	95,767,510	290,623,932

Current income tax

Years of assessment	At January 1	Charge for the year	Payments during the year	At December 31
Up to 2021	185,599,824	-	-	185,599,824
2022	-	64,398,731	(234,400,175)	(170,001,444)
	185,599,824	64,398,731	(234,400,175)	15,598,380
Up to 2020	40,387,057	-	-	40,387,057
2021	-	236,391,057	(91,178,290)	145,212,767
	40,387,057	236,391,057	(91,178,290)	185,599,824

16. Cash and bank balances

	2022	2021
Cash in hand	1,319,099,340	1,725,090,260
Balances with other banks	2,732,580,690	2,529,472,291
Balances with Central Bank	2,983,435,493	1,955,439,756
Money market placements	468,182,822	363,545,674
	7,503,298,345	6,573,547,981

All items of cash and cash equivalents have maturities of 3 months or less.

Guaranty Trust Bank (Liberia) Limited
Financial statements
For the year ended December 31, 2022

NOTES (continued)

(All amounts are in Liberian dollars unless otherwise stated)

16. Cash and bank balances (continued)

For the purposes of the statement of cash flows, cash and cash equivalents comprise;

	2022	2021
Cash and bank balances	7,503,298,345	6,573,547,981
Less: Restricted cash with Central Bank	(1,915,432,095)	(1,560,044,459)
	5,587,866,250	5,013,503,522

17. Investment securities

Government bonds	3,365,286,703	1,108,073,113
Treasury bills	6,284,799,265	1,931,400,796
Gross carrying amount	9,650,085,968	3,039,473,909
Impairment allowance	(468,064,114)	(359,136)
Carrying amount	9,182,021,854	3,039,114,773
Current	6,657,124,468	2,721,923,977
Non-current	2,524,897,386	317,190,796
	9,182,021,854	3,039,114,773

Investment securities are held at amortised cost.

18. Loans and advances to customers

Gross loans and advances to customers	17,283,841,237	14,206,379,296
Less: allowance for impairment	(420,191,054)	(1,434,238,836)
	16,863,650,183	12,772,140,460
Current	14,841,971,263	10,675,568,251
Non-current	2,021,678,920	2,096,572,209
	16,863,650,183	12,772,140,460

Allowance for impairment

At January 1	1,434,238,836	1,891,533,700
Impairment charge for the year	189,089,753	144,716,282
Impairment release for the year	-	(158,222,801)
Write-off of loans previously fully provided for	(1,203,137,535)	(443,788,345)
At December 31	420,191,054	1,434,238,836
12-month ECL	173,503,817	127,351,245
Lifetime ECL not credit impaired	19,418,319	31,161,072
Lifetime ECL credit impaired	227,268,918	1,275,726,519
	420,191,054	1,434,238,836

Guaranty Trust Bank (Liberia) Limited
Financial statements
For the year ended December 31, 2022

NOTES (continued)

(All amounts are in Liberian dollars unless otherwise stated)

19. Property and equipment

	Motor vehicle	Premises	Furniture and equipment	Land	Capital work-in progress	Total
December 31, 2022						
Cost:						
Balance at beginning of the year	185,885,207	934,417,423	1,110,844,711	37,573,802	173,106,106	2,441,827,249
Additions	30,805,585	6,659,506	177,698,091	-	47,063,057	262,226,239
Exchange rate effect	7,135,419	54,160,472	82,997,531	1,948,261	(57,927,906)	88,313,777
At December 31	223,826,211	995,237,401	1,371,540,333	39,522,063	162,241,257	2,792,367,265
Accumulated depreciation:						
Balance at beginning of the year	127,008,106	330,169,590	923,499,904	-	-	1,380,677,600
Charge for the year	21,926,601	45,635,477	107,993,596	-	-	175,555,674
Exchange rate effect	5,186,393	19,733,400	52,777,845	-	-	77,697,638
At December 31	154,121,100	395,538,467	1,084,271,345	-	-	1,633,930,912
Net book amount	69,705,111	599,698,934	287,268,988	39,522,063	162,241,257	1,158,436,353

Capital work-in-progress comprise mainly of expenses incurred and other direct cost attributable to Bank's fixed assets which are yet to be capitalised.

Guaranty Trust Bank (Liberia) Limited
Financial statements
For the year ended December 31, 2022

NOTES (continued)

(All amounts are in Liberian dollars unless otherwise stated)

19. Property and equipment (continued)

	Motor vehicles	Premises	Furniture and equipment	Land	Capital work in progress	Total
December 31, 2021						
Cost:						
At January 1	172,109,970	1,028,840,923	1,151,746,741	42,966,992	90,073,301	2,485,737,927
Additions	35,641,645	14,358,426	67,471,862	-	136,752,468	254,224,401
Disposals	(10,875,037)	-	-	-	-	(10,875,037)
Exchange rate effect	(10,991,371)	(108,781,926)	(108,373,891)	(5,393,190)	(53,719,663)	(287,260,041)
At December 31	185,885,207	934,417,423	1,110,844,711	37,573,802	173,106,106	2,441,827,249
Accumulated depreciation:						
At January 1	120,847,433	327,005,336	905,150,088	-	-	1,353,002,857
Charge for the year	23,256,556	46,291,345	124,269,412	-	-	193,817,313
Disposals	(10,875,037)	-	-	-	-	(10,875,037)
Exchange rate effect	(6,220,846)	(43,127,091)	(105,919,596)	-	-	(155,267,533)
At December 31	127,008,106	330,169,590	923,499,904	-	-	1,380,677,600
Net book amount	58,877,101	604,247,833	187,344,808	37,573,802	173,106,106	1,061,149,650

NOTES (continued)

(All amounts are in Liberian dollars unless otherwise stated)

19. Property and equipment (continued)

Profit on disposal of property and equipment

	2022	2021
Cost	-	10,875,037
Accumulated depreciation	-	(10,875,037)
Net book value	-	-
Proceeds	-	(120,591)
Profit on disposal	-	(120,591)

20. Intangible assets

Cost

At January 1	198,183,131	191,429,578
Additions	39,938,613	26,967,570
Exchange rate effect	11,657,034	(20,214,017)
At December 31	249,778,778	198,183,131

Accumulated amortization

At January 1	148,355,589	151,784,785
Amortization for the year	16,077,475	15,616,438
Exchange rate effect	9,379,177	(19,045,634)
At December 31	173,812,241	148,355,589

Net book amount	75,966,537	49,827,542
------------------------	-------------------	------------

21. Other assets

Accounts receivable	1,150,204,169	589,097,399
Prepayments	24,755,074	74,447,998
Stationery	-	6,081,505
Prepaid employee benefit	9,879,152	6,139,659
Cash collateral with foreign banks	204,709,770	274,136,785
	1,389,548,165	949,903,346
Current	1,379,669,013	943,777,393
Non-current	9,879,152	6,125,953
	1,389,548,165	949,903,346

Included in accounts receivable is an amount of LRD 995,280,165 (2021: LRD545,095,796) due from telecommunication providers in respect of mobile money services rendered to their subscribers. Prepayments relate to prepaid insurance and amounts prepaid in respect of short term leases.

NOTES (continued)

(All amounts are in Liberian dollars unless otherwise stated)

22. Leases

(i) Amounts recognized in the statement of financial position **2022** **2021**

The statement of financial position shows the following amounts relation to leases;

Right-of-use assets

Buildings	<u>397,751,706</u>	<u>430,029,146</u>
-----------	---------------------------	--------------------

Lease liabilities

Current	22,867,813	21,495,912
---------	------------	------------

Non-current	<u>253,737,692</u>	<u>242,613,653</u>
-------------	---------------------------	--------------------

	<u>276,605,505</u>	<u>264,109,565</u>
--	---------------------------	--------------------

(ii) Amounts recognized in the statement of comprehensive income

The statement of comprehensive income shows the following amounts relation to leases;

Depreciation charge of right-of-use assets – Buildings (Note 13)	<u>32,277,440</u>	<u>32,277,440</u>
--	--------------------------	-------------------

Interest expense on lease liabilities (Note 6)	<u>15,169,876</u>	<u>17,539,832</u>
--	--------------------------	-------------------

Expenses relating to short term leases (included in other operating expenses)	<u>7,644,106</u>	<u>25,571,914</u>
---	-------------------------	-------------------

Movement in lease liabilities

At January 1	264,109,565	322,794,257
--------------	-------------	-------------

Lease remeasurements	-	6,997,899
----------------------	---	-----------

Interest expense	15,169,876	17,539,832
------------------	------------	------------

Exchange loss/(gain)	16,725,082	(36,349,537)
----------------------	------------	--------------

Lease payments	(19,399,018)	(46,872,886)
----------------	---------------------	--------------

At December 31	276,605,505	264,109,565
-----------------------	--------------------	-------------

Movement in right-of-use assets

At January 1	430,029,146	455,308,687
--------------	-------------	-------------

Lease remeasurements	-	6,997,899
----------------------	---	-----------

Depreciation charge for the year	(32,277,440)	(32,277,440)
----------------------------------	---------------------	--------------

At December 31	397,751,706	430,029,146
-----------------------	--------------------	-------------

NOTES (continued)

(All amounts are in Liberian dollars unless otherwise stated)

23. Deposits from customers

	2022	2021
Current deposits	26,577,706,595	15,512,283,876
Savings deposits	4,087,056,976	3,810,410,504
Term deposits	1,366,572,660	1,155,512,847
Call deposits	36,765,404	54,161,715
	32,068,101,635	20,532,368,942
Current	32,068,101,635	20,517,293,938
Non-current	-	15,075,004
	32,068,101,635	20,532,368,942

The twenty largest depositors constitute **62%** of the total deposits as at the end of December 31, 2022 (2021:47%).

24. Deferred income tax liabilities

Deferred income tax is calculated using the enacted income tax rate of 25% (2021: 25%). The movement on the deferred income tax account is as follows:

Movement in deferred income tax liabilities

	2022	2021
At January 1	89,768,598	35,535,723
Charge for the year	31,368,779	54,232,875
At December 31	121,137,377	89,768,598

At December 2022	Asset	Liability	Net
Property and equipment	-	65,075,226	65,075,226
Right-of-use assets	-	99,437,926	99,437,926
Unrealized exchange gain	-	44,460,709	44,460,709
Others*	(87,836,484)	-	(87,836,484)
	(87,836,484)	208,973,861	121,137,377

At December 2021	Asset	Liability	Net
Property and equipment	-	44,477,760	44,477,760
Right-of-use assets	-	107,507,286	107,507,286
Unrealized exchange gain	-	21,939,138	21,939,138
Others*	(84,155,586)	-	(84,155,586)
	(84,155,586)	173,924,184	89,768,598

*Others include Lease liabilities and defined contribution obligation.

NOTES (continued)

(All amounts are in Liberian dollars unless otherwise stated)

25. Related parties

Parties are considered to be related if one party has the ability to control the other party or exercise influence over the other party in making financial and operational decisions, or one other party controls both. The ultimate controlling party is the parent company, Guaranty Trust Bank Nigeria Limited, a bank licensed in the Federal Republic of Nigeria.

Parent company transactions

The Bank had the following transactions with the parent Bank during the year

	2022	2021
Transactions on behalf of the Bank	1,132,875	1,557,227
Technical service fee	39,006,916	73,251,668
	40,139,791	74,808,895

Parent company balances

At December 31, the Bank had a payable due to the parent Bank as shown below:

	2022	2021
Guaranty Trust Bank Nigeria Limited	154,491	55,857

Transactions with key management personnel and disclosures

The Bank's key management personnel, and persons connected with them, are also considered to be related parties for disclosure purposes. The definition of key management includes the close members of family of key personnel and any entity over which key management exercise control. The key management personnel have been identified as the executive and non-executive directors of the Bank. Close members of family are those family members who may be expected to influence, or be influenced by that individual in their dealings with the Bank.

i. Transaction with key management staff

At the reporting date, loans and advances due from key management personnel is as follows

	2022	2021
Advances to key management personnel	9,400,011	6,372,302

ii. Key management personnel compensation

Key management personnel compensation for the year comprises:

Wages and salaries	49,266,214	40,754,897
Post-employment benefits	16,393,448	9,008,961
	65,659,662	49,763,858

There were no short-term employee and post-employment benefits outstanding as at December 31, 2022 (2021:Nil).

Guaranty Trust Bank (Liberia) Limited
Financial statements
For the year ended December 31, 2022

NOTES (continued)

(All amounts are in Liberian dollars unless otherwise stated)

26. Other liabilities

	2022	2021
Deposits for foreign trade	70,621,435	97,444,303
Certified cheques	132,162,516	353,639,146
Other current liabilities	571,548,598	314,127,858
Payables on employee benefits	7,861,741	459,696
Liability for defined contribution obligations	86,104,430	72,512,779
Other provisions	302,609	232,863
	868,601,329	838,416,645

Included in other current liabilities is LRD 458,923,192 in respect of amounts accrued for judgment claims against the Bank.

Current	782,496,899	765,903,866
Non-current	86,104,430	72,512,779
	868,601,329	838,416,645

27. Capital and reserves

Share capital

The authorized shares of the Bank are 15,000,000 ordinary shares of no par value of which 15,000,000 ordinary shares have been issued as follows:

	No. of shares	Proceeds (LRD)
<i>Issued and fully paid</i>		
Issue for cash consideration	15,000,000	1,062,500,000

The share capital did not change during the years ended December 31, 2021 and December 31, 2022. There is no unpaid liability on any shares and there are no treasury shares.

Retained earnings

Retained earnings are the carried forward recognized income net of expenses plus current year profit or loss attributable to shareholders.

Statutory reserves

Liberian banking regulations require the Bank to make an annual appropriation from profit for the year to a statutory reserve as stipulated by Section 15 (1) (a) of the Financial Institution Act of 1999. The Bank transferred fifteen percent (15%) of the current year's profit after tax to statutory reserves at the end of the financial year.

Translation reserves

Translation reserve is a result of translating balances from the functional currency (US Dollars) to the reporting currency (Liberian Dollars) at different rates i.e. balance sheet items and profit and loss (P&L) items. The amount reported as "Other component of equity" is the sum of the closing balances of the statutory reserves and the translation reserves.

NOTES (continued)

(All amounts are in Liberian dollars unless otherwise stated)

28. Regulatory disclosures

(i) Impairment as per CBL prudential guidelines

As at December 2022

Category	Gross amount	%	%	Provision
Performing-Current	13,927,026,250	81%	1%	131,293,303
OLEM	1,775,161,692	10%	5%	88,758,085
Non-performing	1,581,653,295	9%		1,300,307,297
Substandard	238,396,781	1%	20%	47,679,356
Doubtful	181,257,146	1%	50%	90,628,573
Loss	1,161,999,368	7%	100%	1,161,999,368
	17,283,841,237	100%		1,520,358,685
Non-performing loan ratio				9%

As at December 2021

Category				
Performing-Current	10,555,634,538	74%	1%	98,553,768
OLEM	990,180,300	7%	5%	49,509,015
Non-performing	2,660,564,458	19%		1,655,118,306
Substandard	744,249,174	5%	20%	148,849,835
Doubtful	820,093,626	6%	50%	410,046,813
Loss	1,096,221,658	8%	100%	1,096,221,658
	14,206,379,296	100%		1,803,181,089
Non-performing loan ratio				19%

(ii) Difference between impairment under IFRS and provisions as per CBL's prudential regulations

In accordance with sections 8.02 and 8.03 of the Guidelines Concerning Accounting and Financial Reporting for Banks (2016) issued by the Central Bank of Liberia, if the amount of the allowance for impairment losses on financial assets exceeds the total amount of provision calculated in accordance with the Regulation CBL/RSD/005/2014, no complementary action must be taken. The Bank should only disclose that impairment losses under IFRS exceed provisions calculated in accordance with the Regulation. Similarly, when the total amount of provision calculated in accordance with Regulation CBL/RSD/005/2014 exceeds the amount of the allowance for impairment losses on financial assets, the Bank must disclose the difference and its impact on the Bank's profit and capital for the period. Given the above, the practice of using the credit risk reserve as a prudential filter to house the difference between IFRS impairment and provisions calculated using Regulation CBL/RSD/005/2014 is no longer required. Below is a summary with the difference:

	2022	2021
IFRS impairment	420,191,054	1,434,238,836
Regulatory provision	1,520,358,685	1,803,181,089
Excess of Regulatory provisions over IFRS impairment	(1,100,167,631)	(368,942,253)

NOTES (continued)

(All amounts are in Liberian dollars unless otherwise stated)

28. Regulatory disclosures (continued)

(iii) Impact of difference between the provisions based on CBL guidelines and impairment as per IFRS on profit and equity

The impairment provision under IFRS is lower than the provision calculated in accordance with CBL/RSD/005/2014 PG by LRD1,100,167,631 (2021: LRD368,942,253). When adjusted for regulatory provisions, the Bank's profit before tax is LRD (739,770,553) and capital is LRD2,096,168,168 (2021: LRD 627,716,919 and LRD2,615,792,526 respectively).

(iv) Fines and penalties

The Central Bank of Liberia's prudential guidelines also requires Banks to disclose fines and penalties levied against the Bank during the reporting period as an additional disclosure requirement. During the period under review, the Bank was not fined by the Central Bank or any other regulatory body for any infringement.

29. Contingencies

i. Claims and Litigation

The Bank has pending legal suits in respect of claims arising in the ordinary course of business as at December 31, 2022. The Bank was defending legal suits amounting to LRD1.1 billion (2021: LRD1.73 billion).

Additionally, as at 31 December 2022, the Bank was appealing to overturn unfavourable rulings amounting to USD 2.6 million.

Based on the advice of its legal counsel and external solicitors, no provision in relation to this amount has been recognized in the financial statements.

ii. Contingent liabilities and commitments

In common with other banks, the Bank conducts business involving acceptances, performance bonds and indemnities. The majority of these facilities are offset by corresponding obligations of third parties. Contingent liabilities and commitments comprise acceptances, guarantees and letters of credit.

Nature of instruments

An acceptance is an undertaking by a bank to pay a bill of exchange drawn on a customer. The Bank expects most acceptances to be presented, but reimbursement by the customer is normally immediate.

Guarantees and letters of credit are given as security to support the performance of a customer to third parties. As the Bank will only be required to meet these obligations in the event of the customer's default, the cash requirements of these instruments are expected to be considerably below their nominal amounts.

Documentary credits commit the Bank to make payments to third parties, on production of documents, which are usually reimbursed immediately by customers.

Other contingent liabilities include transaction related to performance bonds and are, generally, short-term commitments to third parties which are not directly dependent on the customer's creditworthiness.

NOTES (continued)

(All amounts are in Liberian dollars unless otherwise stated)

29. Contingencies (continued)

ii. Contingent liabilities and commitments (continued)

The following table summarize the amount of contingent liabilities and commitments with off-balance sheet risk.

	2022	2021
Contingent liabilities:		
Bonds and guarantees	1,000,534,194	1,381,598,608
Letters of credit	777,484,224	242,511,698
Total	1,778,018,418	1,624,110,306

iii. Commitments for capital expenditure

The Bank had no commitments for capital expenditure as at December 31, 2022 (2021: Nil).

30. Subsequent events

There were no events after the end of the reporting period, which could have had a material effect on the state of affairs of the Bank as at December 31, 2022 and on the results for the year then ended which have not been adequately provided for and/or disclosed.