

LIMITED LIABILITY PARTNERSHIP NUMBER OC312313

MacIntyre Hudson LLP
Consolidated Financial Statements
For the year ended 31 March 2023

MacIntyre Hudson LLP

Consolidated Financial Statements Year ended 31 March 2023

Contents	Page
Designated Members and Advisors	1
Members' Report	2-4
Consolidated Energy and Carbon Report	5-7
Independent Auditor's Report to the Members	8-10
Consolidated Statement of Income	11
Consolidated Statement of Other Comprehensive Income	12
Consolidated Balance Sheet	13
LLP Balance Sheet	14
Consolidated Reconciliation of Members' Interests	15
LLP Reconciliation of Members' Interests	16
Consolidated Statement of Cash Flows	17
Accounting Policies	18-22
Notes to the Financial Statements	22-31
 The following pages do not form part of the financial statements	
Detailed Profit and Loss Account	33
Notes to the Detailed Profit and Loss Account	34-35

MacIntyre Hudson LLP

Designated Members and Professional Advisors

Designated members	R.Shaunak S.Moore M.Herron A.Moyser K.Simon
Registered number	OC312313
Registered office	Moorgate House 201 Silbury Boulevard Milton Keynes MK9 1LZ
Independent auditor	Hillier Hopkins LLP Chartered Accountants Statutory Auditor Radius House 51 Clarendon Road Watford Hertfordshire WD17 1HP

MacIntyre Hudson LLP

Members' Report Year ended 31 March 2023

The Members have pleasure in presenting their report and audited consolidated financial statements of MacIntyre Hudson LLP (the "LLP") and its subsidiary undertakings (together the 'Group') for the year ended 31 March 2023. The LLP's registered office is Moorgate House, 201 Silbury Boulevard, Milton Keynes, MK9 1LZ.

Principal activities

The principal activities of the LLP and the Group during the year was the provision of professional services to clients.

Results

The Group's Consolidated Statement of Income for the year ended 31 March 2023 is set out on pages 11 and 12.

Designated members

The following were designated members (as defined in the Limited Liability Partnership Act 2000) during the year:

R.Shaunak
S.Moore
A.Kariya
A.Moyser
K Simon

Governance

The LLP's constitution is enshrined in a Members' Agreement which includes the processes for the election of the Chairman of the Partnership and Management Board.

The Management Board is entrusted with overseeing the management of the Partnership and administration of the Business. They ensure that policy as determined by the Partners are carried out. The Management Board includes the Chairman, Vice Chairman and no less than 3 other Partners. The Management Board during the year comprised of the designated partners listed above.

About MHA

The LLP has been a member of MHA since it was founded in 2010 as a national UK network of independent accountancy firms. MHA member firms are carefully selected; they have a strong regional reputation for exceptional client service, and industry and sector knowledge.

Member firms collaborate at every level, sharing knowledge and best practice to provide clients with the best service possible.

Each firm is characterised by its strong reputation in its region for providing accountancy and business advice to entrepreneurial and start-up businesses.

About Baker Tilly International

The LLP is an independent member of Baker Tilly International, a worldwide network of independent accountancy and business advisory firms.

The Baker Tilly International network ranks in the top ten worldwide.

With access to 39,000 professionals in more than 140 countries worldwide, we have the global reach and local expertise to translate our clients' ambitions into new markets. Each of the network's member firms are independent and autonomous; we choose to work together, resulting in strong professional relationships and global collaboration.

MacIntyre Hudson LLP

Members' Report Year ended 31 March 2023

Members' capital

The LLP is financed through a combination of Members' capital, undistributed profits and borrowing facilities. Members' capital contributions are recommended by the Management Board with the approval of the Members, having regard to the working capital needs of the business. They are set by reference to an individual Member's equity status and are repayable following the Member's retirement. All members are required to contribute capital to the LLP.

Members' profit shares

Members receive a distribution out of the profits of the LLP after adjusting for annuity payments to certain former partners and other equity adjustments. The allocation of profit to individual Members is recommended by the Management Board and approved by all Members.

Each Member's profit share is determined at the start of the year by reference to their individual contribution in previous years to the LLP taking into account a wide range of criteria. The LLP member group is comprised of members commonly referred to as equity partners and partners with similar but not identical remuneration frameworks.

Retention from profits earned up to the statement of financial position date is made to fund payment of taxation on Members' behalf. This is reflected in amounts due to members. The retention for taxation, which is included within Members' interests, in the LLP also takes into account taxation recoverable or payable by the Members but not yet due for payment because of timing differences between the treatment of certain items for taxation and that for accounting purposes. Such provision is made to the extent that it is considered material in the context of the need to maintain an equitable treatment between Members from year to year.

Members' drawings

The overall policy for Members' monthly drawings is to advance a proportion of the profit during the financial year, taking into account the need to maintain sufficient funds to settle Members' income tax liabilities and to finance the working capital and other needs of the business. The Management Board sets the level of Members' monthly drawings. Undistributed amounts due to members are usually paid quarterly in the following year for continuing members.

Amounts due to former members

Former member balances are disclosed in the financial statements within payables.

Going concern

The Members are satisfied that the Group has adequate resources to continue to operate for the foreseeable future and for that reason the consolidated and LLP financial statements have been prepared using the going concern basis.

The Management Board have carefully reviewed current results and prepared detailed trading and cash flow forecasts as well as considering available banking facilities, other sources of finance and multiple scenarios.

The LLP continues to grow its service lines, win major new clients, and exploit new business opportunities and different ways of working, where workplace safety and hygiene are paramount.

In assessing the appropriateness of the use of the going concern basis the LLP has produced forecasts which include the modelling of reasonably possible downside scenarios in addition to looking at wider macro-economic changes which have arisen as a result of the conflict in Ukraine.

Statement of disclosure of information to auditors

So far as the Designated Members are aware, there is no relevant audit information of which the LLP's auditors are unaware and the Designated Members have taken all the steps that they ought to have taken as designated members in order to make themselves aware of any relevant audit information and to establish that the LLP's auditors are aware of that information.

MacIntyre Hudson LLP

Members' Report Year ended 31 March 2023

Statement of Members' responsibilities in respect of the financial statements

The Members are responsible for preparing the Annual Report and the Financial Statements in accordance with applicable law and regulations.

Company law (as applied by The Limited Liability Partnerships (Accounts and Audit) (Application of Companies Act 2006) Regulations 2008) requires the Members to prepare financial statements for each financial year.

Under that law the Members have elected to prepare the financial statements in accordance with United Kingdom Generally Accepted Accounting Practice (United Kingdom Accounting Standards and applicable law).

Under company law (as applied by The Limited Liability Partnerships (Accounts and Audit) (Application of Companies Act 2006) Regulations 2008) the Members must not approve the financial statements unless they are satisfied that they give a true and fair view of the state of affairs of the limited liability partnership and of the Group and of the profit or loss of the limited liability partnership and of the Group for that period.


In preparing these financial statements, the Members are required to:

- select suitable accounting policies, as described on pages 18 to 22, and then apply them consistently;
- make judgements and estimates that are reasonable and prudent;
- state whether applicable Accounting Standards have been followed, subject to any material departures disclosed and explained in the financial statements; and
- prepare the financial statements on the going concern basis unless it is inappropriate to presume that the LLP or Group will continue in business.

The Members are also responsible for safeguarding the assets of the Group and Limited Liability Partnership and hence for taking reasonable steps for the prevention and detection of fraud and other irregularities. The Members are responsible for keeping adequate accounting records that are sufficient to show and explain the Limited Liability Partnership's and the Group's transactions and disclose with reasonable accuracy at the time the financial position of the Limited Liability Partnership and Group and to enable them to ensure that the financial statements comply with the Companies Act 2006 (as applied to Limited Liability Partnerships by Regulations).

The Members are responsible for the maintenance and integrity of the Limited Liability partnership's website. Legislation in the United Kingdom governing the preparation and dissemination of financial statements may differ from legislation in other jurisdictions.

Signed on behalf of the Members



.....
R Shaunak
Designated Member

Approved by the Members on: 15 November 2023

MacIntyre Hudson LLP

Consolidated Energy and Carbon Report Year ended 31 March 2023

The Members present the Consolidated Energy and Carbon Report for the year ended 31 March 2023.

This report outlines the carbon emissions and energy use of LLP and its subsidiary undertakings.

Accordingly, this report does not cover activities undertaken in the Cayman Islands or the activities of other member firms of the MHA network or Baker Tilly International.

Annual emissions

The annual emissions collated by the LLP for the year ended 31 March 2023 excluding energy consumed outside of the United Kingdom in tonnes equivalent of CO₂ were as follows:

	2023	2022
	Annual Tonnes of CO ₂ equivalent	Annual Tonnes of CO ₂ equivalent
Emissions from the combustion of gas	60.22	140.05
Emissions from fuel consumed for the purpose of transport	289.07	214.21
The purchase of electricity for own use (including for the purpose of transport)	138.56	143.38
Total	487.85	497.64

Annual quantity of energy consumed

The annual energy consumed from activities that the LLP was responsible for, excluding energy consumed outside of the United Kingdom, by category of consumption was as follows:

	2023	2022
	Annual energy consumed	Annual energy consumed
	kWh	kWh
From the combustion of gas	334,539	765,749
From fuel consumed for the purposes of transport	1,225,765	968,596
From the consumption of electricity for own use, including for the purpose of transport	754,691	650,572
Total	2,314,995	2,384,917

MacIntyre Hudson LLP

Consolidated Energy and Carbon Report Year ended 31 March 2023

Annual emissions and the activities of the LLP.

The LLP has used the ratio of total tonnes of CO2 equivalent to reported consolidated net fee income and number of employees to quantify annual emissions of the LLP to its activities during the year.

	2023	2022
	Tonnes of CO2 equivalent	Tonnes of CO2 equivalent
Ratio of total tonnes of CO2 equivalent to consolidated net fee income per £m	4.45	5.85
Ratio of total tonnes of CO2 equivalent to number of employees	0.59	0.63

During the year, the LLP has operated from 10 offices across the United Kingdom. Consumption and emission figures are lower than the prior year due to a number of offices being amalgamated during 2022-23.

Methodologies undertaken in calculating carbon emissions and energy consumption

Amounts in respect of transport only include fuel consumed where the LLP is responsible for the purchase of the fuel consumed and for journeys commencing in the United Kingdom, ending in the United Kingdom or commencing and ending in the United Kingdom.

The transport metrics include fuel consumed by vehicles operated by the LLP for business use including fleet vehicles, personal vehicles or hire cars provided to partners and employees. Fuel purchased includes fuel for which the LLP has reimbursed partners and employees following claims for business mileage.

Fuel consumed excludes fuel consumed in travel services provided by external operators such as travel by air, sea or rail, and other forms of public transport, taxi, and coach travel where the LLP does not operate the service.

In collating the annual emissions in CO2 equivalent and annual quantity of energy consumed the LLP has used information that it has collated for the purposes of participation in the Energy Savings Opportunity Scheme (ESOS). In terms of collating such data the following methodologies have been applied:

- Calculation of electricity and gas usage in kWh from utility bills;
- Supplier invoices and employees' expenses for calculating transport fuel; and
- Conversions to kWh and CO2 equivalent (where applicable) in accordance with Government Greenhouse gas reporting: conversion factors 2019.

Measures undertaken to increase efficiency in energy use

The LLP operates in the Energy Savings Opportunity Scheme (ESOS) and in order to drive continuous improvement the following measures were undertaken during the year to increase the LLP's energy efficiency were as follows:

Step 1 – Sustainability awareness campaign

The LLP has formed an ESG committee to raise awareness concerning sustainability. ESG audit and internal office champions have been appointed and are being trained. The LLP also launched an electric vehicle scheme for its employees.

MacIntyre Hudson LLP

Consolidated Energy and Carbon Report Year ended 31 March 2023

Step 2 – Meeting Rationale

As part of the energy awareness campaign, the LLP is encouraging the increased use of video conferencing for external and internal meetings, where face to face meetings are not necessary. The LLP will continue with this policy for the foreseeable future and hopes to save 50% on fuel related emissions.

Members of the LLP

The Members of the LLP during the year can be found on the Companies House website www.gov.uk/organisations/companies-house.

A list of the Designated Members of the LLP is included in the Members' Report on page 2.

This report was approved by the Members and was approved on their behalf by:



.....
R Shaunak

Designated Member

Date: 15 November 2023

MacIntyre Hudson LLP

Independent Auditor's Report to the Members of MacIntyre Hudson LLP Year ended 31 March 2023

Opinion

We have audited the financial statements of MacIntyre Hudson LLP (the 'LLP') for the year ended 31 March 2023, which comprise the Consolidated Statement of Comprehensive Income, the Consolidated and Limited Liability Partnership's Balance Sheet, the Consolidated and Limited Liability Partnership's Reconciliation of Members' Interests, the Consolidated Cash Flow Statement, including a summary of significant accounting policies. The financial reporting framework that has been applied in their preparation is applicable law and United Kingdom Accounting Standards, including Financial Reporting Standard 102 'The Financial Reporting Standard applicable in the UK and Republic of Ireland' (United Kingdom Generally Accepted Accounting Practice).

In our opinion the financial statements:

- give a true and fair view of the state of the Group and Limited Liability Partnership's affairs as at 31 March 2023, and of the Group's results for the year then ended;
- have been properly prepared in accordance with United Kingdom Generally Accepted Accounting Practice; and
- have been prepared in accordance with the requirements of the Companies Act 2006 as applied to limited liability partnerships by the Limited Liability Partnerships (Accounts and Audit) (Application of Companies Act 2006) Regulations 2008.

Basis of opinion

We conducted our audit in accordance with International Standards on Auditing (UK) (ISAs(UK)) and applicable law. Our responsibilities under those standards are further described in the Auditors' responsibilities for the audit of the financial statements section of our report. We are independent of the LLP in accordance with the ethical requirements that are relevant to our audit of the financial statements in the United Kingdom, including the Financial Reporting Council's Ethical Standard, and we have fulfilled our other ethical responsibilities in accordance with these requirements. We believe that the audit evidence we have obtained is sufficient and appropriate to provide a basis for our opinion.

Conclusions relating to going concern

We have nothing to report in respect of the following matters in relation to which the ISAs (UK) require us to report to you where:

- the Members' use of the going concern basis of accounting in the preparation of the financial statements is not appropriate; or
- the Members have not disclosed in the financial statements any identified material uncertainties that may cast significant doubt about the LLP's ability to continue to adopt the going concern basis of accounting for a period of at least twelve months from the date when the financial statements are authorised for issue.

Other information

The Members are responsible for the other information. The other information comprises the information included within the Annual Report, other than the financial statements and our Auditors' Report thereon. Our opinion on the financial statements does not cover the other information and we do not express any form of assurance conclusion thereon.

In connection with our audit of the financial statements, our responsibility is to read the other information and, in doing so, consider whether the other information is materially inconsistent with the financial statements or our knowledge obtained in the audit or otherwise appears to be materially misstated. If we identify such material inconsistencies or apparent material misstatements, we are

required to determine whether there is a material misstatement in the financial statements or a material misstatement of the other information. If, based on the work we have performed, we

MacIntyre Hudson LLP

Independent Auditor's Report to the Members of MacIntyre Hudson LLP (Continued) Year ended 31 March 2023

conclude that there is material misstatement of this other information, we are required to report that fact.

We have nothing to report in this regard.

Matters on which we are required to report by exception

We have nothing to report in respect of the following matters in relation to which the Companies Act 2006, as applied to limited liability partnerships, requires us to report to you if, in our opinion:

- adequate accounting records have not been kept, or returns adequate for our audit have not been received from branches not visited by us; or
- the financial statements are not in agreement with the accounting records and returns; or
- we have not received all the information and explanations we require for our audit.

Responsibilities of members

As explained more fully in the Members' Responsibilities Statement on page 4, the Members are responsible for the preparation of the financial statements and for being satisfied that they give a true and fair view, and for such internal control as the Members determine is necessary to enable the preparation of financial statements that are free from material misstatement, whether due to fraud or error.

In preparing the financial statements, the Members are responsible for assessing the LLP's ability to continue as a going concern, disclosing, as applicable, matters related to going concern and using the going concern basis of accounting unless the Members either intend to liquidate the LLP or to cease operations, or have no realistic alternative but to do so.

Auditors' responsibilities for the audit of the financial statements

Our objectives are to obtain reasonable assurance about whether the financial statements as a whole are free from material misstatement, whether due to fraud or error, and to issue an auditors' report that includes our opinion. Reasonable assurance is a high level of assurance, but is not a guarantee that an audit conducted in accordance with ISAs (UK) will always detect a material misstatement when it exists. Misstatements can arise from fraud or error and are considered material if, individually or in the aggregate, they could reasonably be expected to influence the economic decisions of users taken on the basis of these financial statements.

Irregularities, including fraud, are instances of non-compliance with laws and regulations. We design procedures in line with our responsibilities, outlined above, to detect material misstatements in respect of irregularities, including fraud. The specific procedures for this engagement and the extent to which these are capable of detecting irregularities, including fraud is detailed below:

- the nature of the industry and sector, control environment and business performance including the remuneration incentives and pressures of key management;
- the primary responsibility for the prevention and detection of fraud rests with both those charged with governance of the entity and management. We consider the results of our enquiries of management about their own identification and assessment of the risks of irregularities;
- any matters we identified having obtained and reviewed the LLP's documentation of their policies and procedures relating to:
 - identifying, evaluating and complying with laws and regulations and whether they were aware of any instances of non-compliance;
 - detecting and responding to the risks of fraud and whether they have knowledge of any actual, suspected or alleged fraud;
 - the internal controls established to mitigate risks of fraud or non-compliance with laws and regulations;

MacIntyre Hudson LLP

Independent Auditor's Report to the Members of MacIntyre Hudson LLP (Continued) Year ended 31 March 2023

- the matters discussed among the audit engagement team, regarding how and where fraud might occur in the financial statements and any potential indicators of fraud.

As a result of these procedures, we considered the opportunities and incentives that may exist within the organisation for fraud and identified the greatest potential for fraud. In common with all audits under ISAs (UK), we are also required to perform specific procedures to respond to the risk of management override, including testing journals and evaluating whether there was evidence of bias by the Members that represented a risk of material misstatement due to fraud.

We also obtained an understanding of the legal and regulatory frameworks that the LLP operates in, focusing on provisions of those laws and regulations that had a direct effect on the determination of material amounts and disclosures in the financial statements. We focused on laws and regulations that could give rise to a material misstatement in the financial statements, including, but not limited to, the Companies Act 2006 and relevant tax legislation.

Because of the inherent limitations of audit, there is a risk that we will not detect all irregularities, including those leading to a material misstatement in the financial statements or non-compliance with regulation. This risk increases the more that compliance with a law or regulation is removed from the events and transactions reflected in the financial statements, as we will be less likely to become aware of instances of non-compliance. The risk is also greater regarding irregularities occurring due to fraud rather than error, as fraud involves intentional concealment, forgery, collusion, omission or misrepresentation.

A further description of our responsibilities for the audit of the financial statements is located on the Financial Reporting Council's website at: www.frc.org.uk/auditorsresponsibilities. This description forms part of our Auditors' Report.

Use of our report

This report is made solely to the LLP's members in accordance with Chapter 3 of Part 16 of the Companies Act 2006, as applied by Part 12 of The Limited Liability Partnerships (Accounts and Audit) (Applications of Companies Act 2006) Regulations 2008. Our audit work has been undertaken so that we might state to the LLP's Members those matters we are required to state to them in an Auditors' Report and for no other purpose. To the fullest extent permitted by law, we do not accept or assume responsibility to anyone other than the LLP and the LLP's members for our audit work, for this report, or for the opinions we have formed.



Alexander Bottom ACA
(Senior statutory auditor)

For and on behalf of
HILLIER HOPKINS LLP
Chartered Accountants
Statutory Auditor

Radius House
51 Clarendon Road
Watford
Herts
WD17 1HP

Date: 17th November 2023

MacIntyre Hudson LLP

Consolidated Statement of Comprehensive Income Year ended 31 March 2023

		2023 £	2022 £
	Note		
Revenue		106,181,258	87,539,020
Client expenses and disbursements		(3,514,813)	(3,082,363)
Net revenue	3	<u>102,666,445</u>	<u>84,456,657</u>
Other operating income	4	834,214	590,079
Operating expenses		(61,971,385)	(58,530,159)
Operating profit	5	<u>41,529,274</u>	<u>26,516,577</u>
Interest payable and similar charges	7	(2,266,545)	(2,041,100)
Profit before taxation		<u>39,262,729</u>	<u>24,475,477</u>
Profit for the year before Members' remuneration and profit shares		<u>39,262,729</u>	<u>24,475,477</u>
Profit for the period before Members' remuneration and profit shares		39,262,729	24,475,477
Members' remuneration charged as an expense	8	(38,717,897)	(23,694,136)
Profit for the period available for discretionary division among members		<u>544,832</u>	<u>781,341</u>
Profit attributable to;			
Owners of the LLP		-	-
Non-controlling interests		544,832	781,341
		<u>544,832</u>	<u>781,341</u>

The LLP's revenue and expenses all relate to continuing operations.

The notes on pages 18 to 31 form part of these financial statements.

MacIntyre Hudson LLP

Consolidated Statement of Comprehensive Income Year ended 31 March 2023

	2023 £	2022 £
Profit for the year	544,832	781,341
<u>Other comprehensive income</u>		
Exchange difference on retranslation of foreign operations	37,147	54,708
Total comprehensive income for the year	581,979	836,049
Total comprehensive income attributable to;		
Owners of the LLP	37,147	54,708
Non-controlling interests	544,832	781,341
	581,979	836,049

The notes on pages 18 to 31 form part of these financial statements.

MacIntyre Hudson LLP

Consolidated Balance Sheet
As at 31 March 2023
Partnership Number: OC312313

		2023 £	2022 £
Fixed assets	Note		
Intangible assets	9	4,428,505	3,405,326
Tangible assets	10	2,830,416	3,290,809
Investments	11	643,152	767,472
		<u>7,902,073</u>	<u>7,463,607</u>
Current assets			
Debtors	12	41,659,370	37,880,613
Cash and cash equivalents	13	16,718,450	5,144,164
		<u>58,377,820</u>	<u>43,024,777</u>
Creditors: Amounts falling due within one year	14	(26,107,109)	(23,711,034)
Net current assets		<u>32,270,711</u>	<u>19,313,743</u>
Total assets less current liabilities		<u>40,172,784</u>	<u>26,777,350</u>
Creditors: Amounts falling due after more than one year	15	(844,778)	(634,440)
Provisions for liabilities	16	(2,805,000)	(4,850,626)
Net assets attributable to members		<u><u>36,523,006</u></u>	<u><u>21,292,284</u></u>
Represented by:			
Loans and other debts due to members			
Members' capital classified as a liability	20	8,711,575	7,243,125
Other amounts	20	25,959,681	12,742,241
Non controlling Interest	20	1,851,750	1,306,918
		<u><u>36,523,006</u></u>	<u><u>21,292,284</u></u>
Total members' interest			
Amounts due to members		<u><u>34,706,185</u></u>	<u><u>20,017,011</u></u>

These financial statements on pages 11 to 31 were authorised for issue and signed on 15 November 2023 on behalf of the members of MacIntyre Hudson LLP by:



R Shaunak
Designated Member



S Moore
Designated Member

MacIntyre Hudson LLP

Balance Sheet


As at 31 March 2023


Partnership Number: OC312313

			2023 £	2022 £
	Note			
Fixed assets				
Intangible assets	9		4,428,505	3,405,326
Tangible assets	10		2,830,416	3,290,809
Investments	11		5,393,351	767,671
			<u>12,652,272</u>	<u>7,463,806</u>
Current assets				
Debtors	12	41,845,191		38,039,666
Cash and cash equivalents	13	10,703,596		3,974,387
		<u>52,548,787</u>		<u>42,014,053</u>
Creditors: Amounts falling due within one year	14	(26,004,545)		(23,697,801)
				<u></u>
Net current assets			26,544,242	18,316,252
Total assets less current liabilities			<u>39,196,514</u>	<u>25,780,058</u>
Creditors: Amounts falling due after more than one year	15		(844,778)	(634,440)
Provisions for liabilities	16		(2,805,000)	(4,850,626)
Net assets attributable to members			<u><u>35,546,736</u></u>	<u><u>20,294,992</u></u>
Represented by:				
Loans and other debts due to members				
Members' capital classified as a liability	20		8,711,575	7,243,125
Other amounts	20		26,835,161	13,051,867
			<u><u>35,546,736</u></u>	<u><u>20,294,992</u></u>
Total members' interest				
Amounts due to members			<u><u>35,515,623</u></u>	<u><u>20,260,566</u></u>

The exemption under section 408 of the Companies Act 2016, as applied to limited liability partnerships, from presenting the LLP's Income Statement has been taken. The LLP's profit for the year ended 31 March 2023 was £38,317,382 (2022: £23,564,136).

These financial statements on pages 11 to 31 were authorised for issue and signed on 15 November 2023 on behalf of the Members of MacIntyre Hudson LLP by:


 R Shaunak
 Designated Member


 S Moore
 Designated Member

MacIntyre Hudson LLP

Consolidation Reconciliation of Members' Interests For the year ended 31 March 2023

	DEBT Loans and other debts due to members less any amounts due from members in debtors			
	Members' capital (classified as debt) £	Other amounts £	Non Controlling Interests £	Total £
At 31 March 2021	5,415,525	11,942,133	525,577	17,883,235
Members' remuneration charged as an expense	-	23,694,136	-	23,694,136
Amounts introduced by members	2,027,325	-	-	2,027,325
Repayment of capital	(199,725)	-	-	(199,725)
Drawings	-	(22,917,091)	-	(22,917,091)
Profit for the year	-	-	781,341	781,341
Other comprehensive income	-	54,708	-	54,708
At 31 March 2022	7,243,125	12,773,886	1,306,918	21,323,929
Members' remuneration charged as an expense	-	38,717,897	-	38,717,897
Amounts introduced by members	1,940,450	-	-	1,940,450
Repayment of capital	(472,000)	-	-	(472,000)
Drawings	-	(25,569,250)	-	-
Profit for the year	-	-	544,832	544,832
Other comprehensive income	-	37,147	-	-
At 31 March 2023	8,711,575	25,959,680	1,851,750	36,523,006

MacIntyre Hudson LLP

LLP Reconciliation of Members' Interests For the year ended 31 March 2023

DEBT

Loans and other debts due to members less
any amounts due from members in debtors

	Members' capital (classified as debt) £	Other amounts £	Total £
At 31 March 2021	5,415,525	11,687,166	17,102,691
Members' remuneration charged as an expense	-	23,564,136	23,564,136
Profit from group undertakings	-	527,759	527,759
Amounts introduced by members	2,027,325	-	2,027,325
Repayment of capital	(199,725)	-	(199,725)
Drawings	-	(22,761,630)	(22,761,630)
At 31 March 2022	7,243,125	13,017,431	20,260,556
Members' remuneration charged as an expense	-	38,317,382	38,317,382
Profit from group undertakings	-	810,706	810,706
Amounts introduced by members	1,940,450	-	1,940,450
Repayment of capital	(472,000)	-	(472,000)
Drawings	-	(25,341,471)	(25,341,471)
At 31 March 2023	8,711,575	26,804,048	35,515,623

MacIntyre Hudson LLP

Consolidated Statement of Cash Flows For the year ended 31 March 2023

	2023 £	2022 £
Cash flows from operating activities		
Profit for the financial year	39,262,729	24,475,477
Adjustments for:		
Amortisation of intangible assets	634,005	695,911
Loss on disposal of goodwill	369,500	422,446
Depreciation of tangible assets	570,913	531,259
Loss on fixed assets	62,319	587
Interest paid	2,266,545	2,041,100
Decrease/(Increase) in amounts recoverable on contracts	(43,401)	(3,898,229)
(Increase) in debtors	(3,735,356)	(6,931,275)
Decrease/(Increase) in creditors	(74,126)	4,812,258
Net cash generated from operating activities	39,313,128	22,149,534
Cash flows from investing activities		
Purchase of tangible fixed assets	(172,840)	(770,874)
Acquisition of goodwill	(1,391,771)	(24,396)
Disposal of investments	124,320	-
Net cash flow from investing activities	(1,440,291)	(795,270)
Cash flows from financing activities		
Debt factoring charges	(2,254,744)	(1,871,209)
Interest paid	(11,801)	(169,891)
Payments to members	(25,537,763)	(22,899,596)
Capital invested by members	1,940,450	2,027,325
Capital withdrawn by members	(472,000)	(199,725)
(Repayment) of finance leases	-	(189,951)
Net cash flow from financing activities	(26,335,858)	(23,303,047)
Net increase/(decrease) in cash and cash equivalents	11,536,979	(1,948,783)
Exchange profits/(losses) on cash and cash equivalents	37,307	54,745
Cash and cash equivalents at beginning of year	5,144,164	7,038,202
Cash and cash equivalents at the end of year	16,718,450	5,144,164
Cash and cash equivalents at the end of the year comprise:		
Cash at bank and in hand	16,718,450	5,144,164

MacIntyre Hudson LLP

Notes to the Group Financial Statements For the year ended 31 March 2023

1. General Information

MacIntyre Hudson LLP is a Limited Liability Partnership (LLP) incorporated in England and Wales. The address of the registered office and principal place of business is Moorgate House, 201 Silbury Boulevard, Milton Keynes, MK9 1LZ.

The LLP's functional and presentational currency is sterling.

2. Accounting Policies

2.1 Basis of accounting

The Financial Statements have been prepared under the historical cost convention and in accordance with Financial Reporting Standard 102, the Financial Reporting Standard applicable in the United Kingdom and the Republic of Ireland and the Companies Act 2006 and the requirements of the Statement of Recommended Practice "Accounting by Limited Liability Partnerships."

In the preparation of the parent LLP financial statements advantage has been taken of the following presentation and disclosure exemptions and the financial statements therefore do not contain the following items in respect of the parent:

- Statement of cash flows
- Financial instruments disclosures.

The preparation of financial statements in compliance with FRS 102 requires the use of certain critical accounting estimates. It also requires management to exercise judgement in applying the entity's accounting policies (see note 2.19).

2.2 Basis of consolidation

The Consolidated Financial Statements present the results of the LLP and its subsidiaries ("the Group") as they formed a single entity. Intercompany transactions and balances between group entities are therefore eliminated in full.

The Consolidated Financial Statements incorporate the results of business combinations using the purchase method. In the Balance Sheet, the acquiree's identifiable assets, liabilities and contingent liabilities are initially recognised at their fair values at the acquisition date. The results of acquired operations are included in the Consolidated Statement of Comprehensive Income from the date on which control is obtained. They are deconsolidated from the date control ceases.

2.3 Going concern

The Members are satisfied that the LLP has adequate resources to continue to operate for the foreseeable future and for that reason the financial statements have been prepared on a going concern basis.

2.4 Foreign currency translation

Foreign currency transactions are translated into the functional currency using the spot exchange rate at the dates of the transactions.

At each period end foreign currency monetary items are translated using the closing rate. Non-monetary items measured at historical cost are translated using the exchange rate at the date of the transaction.

Foreign exchange gains and losses resulting from the settlement of transactions and from the translation at period end exchange rates of monetary assets and liabilities denominated in foreign currencies are recognised in the Statement of Comprehensive Income except when deferred in other comprehensive income as qualifying cash flow hedges.

Notes to the Group Financial Statements (Continued) For the year ended 31 March 2023

Foreign exchange gains and losses that relate to borrowings and cash and cash equivalents are presented in the Statement of Comprehensive Income within 'finance income or costs'. All other foreign exchange gains and losses are presented in the Statement of Comprehensive Income within 'other operating income'.

2.5 Revenue recognition

Revenue is recognised to the extent that it is probable that the economic benefits will flow to the Group and the revenue can be reliably measured. Revenue is measured as the fair value of the consideration received or receivable, excluding discounts, rebates, Value Added Tax and other sales taxes. The following criteria must also be met before revenue is recognised.

Revenue from a contract to provide services is recognised in the period in which the services are provided in accordance with the stage of completion of the contract when all of the following conditions are satisfied:

- the amount of revenue can be measured reliably;
- it is probable that the Group will receive the consideration due under the contract;
- the stage of completion of the contract at the end of the reporting period can be measured reliably; and
- the costs incurred and the cost to complete the contract can be measured reliably.

Revenue is recognised when a right to consideration has been obtained in exchange for performance of contractual obligations. Income is recorded at the fair value of the right to consideration, including Partner time, and after deducting allowances for discounts, credit risk and other uncertainties relating to clients' willingness to pay.

2.6 Goodwill

Goodwill represents the difference between amounts paid on the cost of a business combination and the acquirer's interest in the fair value of the Group's share of its identifiable assets and liabilities of the acquiree at the date of acquisition. Subsequent to initial recognition, Goodwill is measured at cost less accumulated amortisation and accumulated impairment losses. Goodwill is amortised on a straight-line basis to the Consolidated Statement of Comprehensive Income over its useful economic life of ten years.

2.7 Software

Software is initially recognised at cost. After recognition, under the cost model, software is measured at cost less accumulated amortisation and accumulated impairment losses. Software is amortised on a straight line basis to the Consolidated Statement of Comprehensive Income over its useful economic life of 3 years.

2.8 Fixed assets

Tangible fixed assets under the cost model are stated at historical cost less accumulated depreciation and any accumulated impairment losses. Historical cost includes expenditure that is directly attributable to bringing the asset to the location and condition necessary for it to be capable of operating in the manner intended by management.

Depreciation is provided on the following basis:

Leasehold Property Improvements	- term of underlying lease up to a maximum of 10 years
Fixtures, Fittings and Equipment	- 3 to 5 years
Assets Under Construction	- not yet depreciated as not in use

The asset's residual values, useful lives and depreciation methods are reviewed, and adjusted prospectively if appropriate, or if there is an indication of a significant change since the last reporting date.

Gains and losses on disposals are determined by comparing the proceeds with the carrying

amount and are recognised in the Consolidated Statement of Comprehensive Income.

2.9 Investments

Investments are measured at cost less accumulated impairment.

2.10 Debtors

Short term debtors are measured at transaction price, less any impairment.

2.11 Cash and cash equivalents

Cash is represented by cash in hand and deposits with financial institutions repayable without penalty on notice of not more than 24 hours. Cash equivalents are highly liquid investments that mature in no more than three months from the date of acquisition and that are readily convertible to known amounts of cash with insignificant risk of change in value.

In the Consolidated Statement of Cash Flows, cash and cash equivalents are shown net of bank overdrafts that are repayable on demand and form an integral part of the entity's cash management.

2.12 Financial Instruments

The Group only enters into basic financial instruments transactions that result in the recognition of financial assets and liabilities like trade and other accounts receivable and payable, loans from banks and other third parties, loans to related parties and investments in non-puttable ordinary shares.

Debt instruments (other than those wholly repayable or receivable within one year), including loans and other accounts receivable and payable, are initially measured at present value of the future cash flows and subsequently at amortised cost using the effective interest method. Debt instruments that are payable or receivable within one year, typically trade payables or receivables, are measured, initially and subsequently, at the undiscounted amount of the cash or other consideration expected to be paid or received. However, if the arrangements of a short-term instrument constitute a financing transaction, like the payment of trade debt deferred beyond normal business terms or financed at a rate or interest that is not a market rate or in case of an out-right short term loan not at market rate, the financial asset or liability is measured, initially, at the present value of the future cash flow discounted at a market rate of interest for a similar debt instrument and subsequently at amortised cost.

Financial assets that are measured at cost and amortised cost are assessed at the end of each reporting period for objective evidence of impairment. If objective evidence of impairment is found, an impairment loss is recognised in the income statement.

For financial assets measured at amortised cost, the impairment loss is measured as the difference between an asset's carrying amount and the present value of estimated cash flows discounted at the asset's original effective interest rate.

If a financial asset has a variable interest rate, the discount rate for measuring any impairment loss is the current effective interest rate determined under contract.

For financial assets measured at cost less impairment, the impairment loss is measured as the difference between an asset's carrying amount and best estimate of the recoverable amount, which is an approximation of the amount that the Group would receive for the asset if it were to be sold at the balance sheet date.

Financial assets and liabilities are offset and the net amount reported in the Balance Sheet when there is an enforceable right to set off the recognised amounts and there is an intention to settle on a net basis or to realise the asset and settle the liability simultaneously.

MacIntyre Hudson LLP

Notes to the Group Financial Statements (Continued) For the year ended 31 March 2023

2.13 Creditors

Short term creditors are measured at the transaction price. Other financial liabilities, including bank loans, are measured initially at fair value, net of transaction costs, and are measured subsequently at amortised cost using the effective interest method.

2.14 Borrowing costs

All borrowing costs are recognised in the Statement of Comprehensive Income in the year in which they are incurred.

2.15 Leased assets: the Group as lessee

Assets obtained under hire purchase contract and finance leases are capitalised as tangible fixed assets. Assets acquired by hire purchase contract or finance leases are depreciated over their useful lives. Finance leases are those where substantially all of the benefits and risks of ownership are assumed by the company. Obligations under such agreements are included in creditors net of the finance charge allocated to future periods. The finance element of the rental payment is charged to the Consolidated Statement of Comprehensive Income so as to produce a constant periodic rate of charge on the net obligation outstanding in each period.

2.16 Operating leases: the Group as lessee

Rentals paid under operating leases are charged to the Statement of Comprehensive Income on a straight line basis over the lease term.

Benefits received and receivable as an incentive to sign an operating lease are recognised on a straight line basis until the end of the lease.

2.17 Pension costs

The LLP operates a defined contribution pension scheme for employees. A defined contribution plan is a pension plan under which the LLP pays fixed contributions into a separate entity. Once the contributions have been paid the LLP has no further payments obligations.

The contributions are recognised as an expense in the Statement of Comprehensive Income when they fall due. Amounts not paid are shown in accruals as a liability in the Balance sheet. The assets of the plan are held separately from the LLP in independently administered funds.

2.18 Related Party Transactions

The LLP has taken advantage of the exemption not to disclose transactions with wholly owned subsidiaries.

2.19 Judgements in applying accounting policies and key sources of estimation uncertainty

In the application of the entities accounting policies, which are described on pages 19 to 22, Members are required to make judgements, estimates, and assumptions about carrying values of assets and liabilities that are not readily available from other sources.

These estimates and assumption have been made based on historical experience and therefore the Members acknowledge the risk that the actual results may differ from these estimates. The estimation methods are reviewed on an ongoing basis.

The key areas where the effect of estimation uncertainty could have a significant future effect are the valuation of contracts. Set out below is a summary of the principal estimates and judgements that could have a significant effect upon the Group's financial results:

- Revenue recognition and the valuation of unbilled amounts for client work – estimating the stage of contract completion, including estimating the costs still to be incurred, assessing

MacIntyre Hudson LLP

Notes to the Group Financial Statements (Continued) For the year ended 31 March 2023

the likely engagement outcome and assessing the recoverability of unbilled amounts for client work.

- The valuation of goodwill arising from business combinations uses estimates and judgement in respect of the longevity and profitability of client relationships, anticipated future revenues and returns on working capital.
- The useful lives and depreciation methods used by the Group in respect of tangible fixed assets are set out in the accounting policies. These estimates are the best estimate based on past experience and expected performance and are regularly reviewed to ensure they remain appropriate.

2.20 Government grants

Grants are accounted under the accruals model as permitted by FRS 102. Grants relating to expenditure on tangible assets are credited to profit or loss at the same rate as the depreciation on the assets to which the grant relates. The deferred element of grants is included in creditors as deferred income.

Grants of a revenue nature are recognised in the Statement of Income and Retained Earnings in the same period as the related expenditure.

3. Fees receivable

The Group turnover derives from activities within the United Kingdom £102,685,391 (2022: £84,487,790) and the Cayman Islands £3,495,867 (2022: £3,051,230).

4. Other operating income

	2023 £	2022 £
Government Grants receivable	-	9,352
Other income	834,214	580,727
	<u>834,214</u>	<u>590,079</u>

5. Operating profit

Operating profit is stated after charging/(crediting):

	2023 £	2022 £
Depreciation of owned fixed assets	570,913	531,259
Amortisation of goodwill	628,691	667,715
Amortisation of software	5,314	28,196
Loss on disposal of assets	62,319	587
Exchange (gains)/losses	(112,603)	(7,871)
Auditors' remuneration		
- audit of Group annual accounts	33,331	31,052
Operating lease costs:		
Leasehold property	2,049,758	2,406,084
Fixtures, fittings, and equipment	422,088	369,866

MacIntyre Hudson LLP

Notes to the Group Financial Statements (Continued) For the year ended 31 March 2023

6. Employee information

The aggregate payroll costs were:

	Group 2023 £	Group 2022 £	LLP 2023 £	LLP 2022 £
Wages and salaries	35,222,067	31,532,844	34,311,675	30,935,128
Social security costs	3,390,007	2,709,964	3,390,007	2,709,964
Other pension costs	2,912,163	2,606,606	2,796,539	2,550,248
	<u>41,524,237</u>	<u>36,849,414</u>	<u>40,498,220</u>	<u>36,195,340</u>

The average number of persons, including non-members with contracts of employment, employed by the Group during the period:

	Group 2023 No.	Group 2022 No.	LLP 2023 No.	LLP 2022 No.
Fee earners	696	663	693	663
Administrative staff	128	122	127	121
Total	<u>824</u>	<u>785</u>	<u>820</u>	<u>784</u>

7. Interest payable and similar charges

	2023 £	2022 £
Debt factoring charges	2,254,744	1,871,209
Other interest and similar charges	11,801	168,931
Finance lease charges	-	961
	<u>2,266,545</u>	<u>2,041,100</u>

8. Information in relation to members

	2023 No.	2022 No.
The average number of members during the period was	<u>96</u>	<u>85</u>

	2023 £	2022 £
Highest paid member's remuneration	<u>1,309,478</u>	<u>751,531</u>

MacIntyre Hudson LLP

Notes to the Group Financial Statements (Continued) For the year ended 31 March 2023

9. Intangibles

Group and LLP	Goodwill	Software	Total
Cost			
At 1 April 2022	7,054,157	234,499	7,288,656
Additions	2,026,684	-	2,026,684
Revaluations	(369,500)	-	(369,500)
At 31 March 2023	<u>8,711,341</u>	<u>234,499</u>	<u>8,945,840</u>
Amortisation			
At 1 April 2022	3,654,145	229,185	3,883,330
Charge for the year	628,691	5,314	634,005
Disposals	-	-	-
At 31 March 2023	<u>4,282,836</u>	<u>234,499</u>	<u>4,517,335</u>
Net book value at 31 March 2023	<u>4,428,505</u>	<u>-</u>	<u>4,428,505</u>
Net book value at 31 March 2022	<u>3,400,012</u>	<u>5,314</u>	<u>3,405,326</u>

MacIntyre Hudson LLP

Notes to the Group Financial Statements (Continued) For the year ended 31 March 2023

10. Tangible fixed assets

Group and LLP

	Leasehold Property Improvements £	Fixtures Fittings & Equipment £	Assets Under Construction £	Total £
Cost				
At 1 April 2022	4,052,625	1,344,924	249,050	5,646,599
Additions	40,583	132,257	-	172,840
Transfers	172,014	77,036	(249,050)	-
Disposals	(251,712)	(56,193)	-	(307,904)
At 31 March 2023	<u>4,013,510</u>	<u>1,498,024</u>	<u>-</u>	<u>5,511,534</u>
Depreciation				
At 1 April 2022	1,543,021	812,769	-	2,355,790
Charge for the year	383,506	187,407	-	570,913
Disposals	(196,560)	(49,025)	-	(245,585)
At 31 March 2023	<u>1,729,967</u>	<u>951,151</u>	<u>-</u>	<u>2,681,118</u>
Net Book Value				
At 31 March 2023	<u>2,283,543</u>	<u>546,873</u>	<u>-</u>	<u>2,830,416</u>
At 31 March 2022	<u>2,509,604</u>	<u>532,155</u>	<u>249,050</u>	<u>3,290,809</u>

MacIntyre Hudson LLP

Notes to the Group Financial Statements (Continued) For the year ended 31 March 2023

11. Investments

Group	Investments in associates £
Cost	
At 1 April 2022	767,472
Disposals	(124,320)
At 31 March 2023	<u><u>643,152</u></u>

LLP	Investments in associates £	Investments in subsidiaries £	Total
Cost			
At April 2022	767,472	199	767,671
Additions	-	4,750,000	4,750,000
Disposals	(124,320)	-	(124,320)
At 31 March 2023	<u><u>643,152</u></u>	<u><u>4,750,199</u></u>	<u><u>5,393,351</u></u>

	Country of incorporation	Holding	Proportion held	Nature of business
<u>Investments in associates:</u>				
MacIntyre Hudson Holdings Limited	England	A Ordinary shares	Nil	Holding Company
Baker Tilly Global Tax Solutions Limited	Ireland	Ordinary shares	12.5%	Development of multinational client opportunities
MacIntyre Hudson Advisory Services LLP	England	Capital	25%	Provision of training services

Investments in subsidiaries:

MacIntyre Hudson Service Limited	England	Ordinary shares	100%	Dormant
Blackfriars Tax Solutions LLP	England	Capital	99%	Provision of tax services
Cell MHA	Guernsey	Insurance shares	100%	Provision of insurance services

MacIntyre Hudson LLP

Notes to the Group Financial Statements (Continued) For the year ended 31 March 2023

The aggregate of the capital and reserves as at the 31 March 2023 and 31 March 2022 and the profit and loss for the year ended on those dates for the subsidiary undertakings were as follows;

	Aggregate of capital & reserves	Profit/(Loss)
	£	£
MacIntyre Hudson Service Limited	188,989	-
Blackfriars Tax Solutions LLP	100	-
Cell MHA	4,829,933	79,933

MacIntyre Hudson LLP owns 100 insurance shares in White Rock Insurance Company PCC Limited which entitles it to 100% ownership and control of "Cell MHA" that is managed by trustees on behalf of MacIntyre Hudson LLP.

The registered office of MacIntyre Hudson Service Limited and Blackfriars Tax Solutions LLP is, 201 Silbury Boulevard, Milton Keynes, MK9 1LZ. The registered office of Cell MHA is PO Box 33, Dorey Court, Admiral Park, St Peter Port, Guernsey, GY1 4AT.

MacIntyre Hudson LLP

Notes to the Group Financial Statements (Continued) For the year ended 31 March 2023

12. Debtors

	Group		LLP	
	2023	2022	2023	2022
	£	£	£	£
Amounts recoverable on contracts	7,323,966	7,280,565	8,023,610	8,008,788
Trade debtors	27,663,682	22,770,695	26,997,225	22,094,881
Amounts due from related parties	2,346,641	3,560,883	2,464,905	3,714,860
Other debtors	942,613	1,216,777	936,744	1,210,862
Prepayments and accrued income	3,382,468	3,051,693	3,422,707	3,010,275
	<u>41,659,370</u>	<u>37,880,613</u>	<u>41,845,191</u>	<u>38,039,666</u>

13. Cash and cash equivalents

	Group		LLP	
	2023	2022	2023	2022
	£	£	£	£
Cash at bank and in hand	<u>16,718,450</u>	<u>5,144,164</u>	<u>10,703,596</u>	<u>3,974,387</u>

14. Creditors: Amounts falling due within one year

	Group		LLP	
	2023	2022	2023	2022
	£	£	£	£
Trade creditors	2,267,389	2,096,206	2,252,521	2,035,537
Amounts due to related parties	296,345	83,418	479,465	266,538
Taxes and social security costs	3,897,948	2,979,110	3,890,937	2,968,512
Accruals and deferred income	19,645,427	18,552,300	19,381,622	18,427,214
	<u>26,107,109</u>	<u>23,711,034</u>	<u>26,004,545</u>	<u>23,697,801</u>

The bank overdrafts are secured by a cross guarantee and debenture over the assets of the LLP and various subsidiary undertakings.

The LLP participates in an omnibus guarantee and set off agreement dated 16 February 2012 with the bank and other group companies together with such other security as the Bank may from time to time hold in respect of the debts and liabilities of any guarantor to the Bank. The bank overdraft is secured by an unlimited debenture dated 6 February 2012.

MacIntyre Hudson LLP

Notes to the Group Financial Statements (Continued) For the year ended 31 March 2023

15. Creditors: Amounts falling due after more than one year

	Group		LLP	
	2023 £	2022 £	2023 £	2022 £
Other creditors	<u>844,778</u>	<u>634,440</u>	<u>844,778</u>	<u>634,440</u>

16. Provisions

Group & LLP	Professional liability claims £
1 April 2022	4,850,626
Credited to income statement	
Release of provisions	<u>(2,045,626)</u>
31 March 2023	<u>2,805,000</u>

The professional liability claims represent the estimated cost of defending and concluding claims. The vast majority of cases are estimated to be settled within three years and therefore discounting is not deemed to be material.

17. Financial instruments

	Group		LLP	
	2023 £	2022 £	2023 £	2022 £
Financial assets				
Financial assets that are debt instruments measured at amortised cost	<u>30,952,936</u>	<u>27,548,355</u>	<u>30,398,874</u>	<u>27,020,604</u>
Financial liabilities				
Financial liabilities measured at amortised cost	<u>22,209,161</u>	<u>20,731,924</u>	<u>22,113,608</u>	<u>20,729,289</u>

Group

Financial assets that are equity instruments measured at cost less impairment compromise:

- Cash at bank and in hand £16,718,450 (2022: £5,144,164);
- Amounts recoverable on contracts £7,323,966 (2022: £7,280,565);
- Trade debtors £27,663,682 (2022: £20,770,695);
- Other debtors £942,613 (2022: £1,216,77); and
- Amounts owed by related parties £2,346,641 (2022: £3,560,883).

MacIntyre Hudson LLP

Notes to the Group Financial Statements (Continued) For the year ended 31 March 2023

Financial liabilities measured at amortised cost comprise:

- Trade creditors £2,267,389 (2022: £2,096,206);
- Amounts owed by related parties £296,345 (2022: £83,418); and
- Accruals £19,645,427 (2022: £18,552,300).

LLP

Financial assets that are equity instruments measured at cost less impairment comprise:

- Cash at bank and in hand £10,703,596 (2022: £3,974,387);
- Amounts recoverable on contracts £2,039,558 (2022: £8,008,788);
- Trade debtors £26,997,225 (2022: £22,094,881);
- Other debtors £936,744 (2022: £1,210,862); and
- Amounts owed by related parties £2,464,905 (2022: £3,714,860).

Financial liabilities measured at amortised cost comprise:

- Trade creditors £2,252,521 (2022: £2,035,537);
- Amounts owed by related parties £479,465 (2022: £266,538); and
- Accruals £19,381,622 (2022: £17,665,314).

18. Commitments under operating leases

On 31 March 2023 the LLP had annual commitments under non-cancellable operating leases as set out below.

Group and LLP

	2023		2022	
	Land & Buildings £	Other Assets £	Land & Buildings £	Other Assets £
Operating leases which expire:				
Within 1 year	2,599,203	440,493	2,673,509	349,713
Within 2 to 5 years	9,241,808	631,856	9,766,333	463,686
After more than 5 years	7,265,881	-	2,172,326	-
	<u>19,106,892</u>	<u>1,072,349</u>	<u>14,612,168</u>	<u>813,399</u>

19. Related party transactions

In the opinion of the Members there is no controlling member.

MacIntyre Hudson LLP had the following transactions with associated companies;

During the year the LLP was charged debt factoring charges of £2,254,744 (2022: £1,871,209).

During the year the LLP was charged £648,092 (2022: £793,120) for expenses that these entities incurred on its behalf.

During the year the LLP received £1,578,708 (2022: £995,187) for expenses it incurred on behalf of those entities.

Included within creditors due within one year is £296,345 (2022: £83,418) and within debtors is £2,346,641 (2022: £3,560,883).

MacIntyre Hudson LLP

Notes to the Group Financial Statements (Continued) For the year ended 31 March 2023

20. Loans and other amounts due to members

Group	2023 £	2022 £
Members' capital classified as a liability	8,711,575	7,243,125
Minority interest	1,851,750	1,306,918
Members' current accounts	25,959,681	12,742,241
	<u>36,523,006</u>	<u>21,292,284</u>
LLP	2023 £	2022 £
Members' capital classified as a liability	8,711,575	7,243,125
Members' current accounts	26,835,161	13,051,867
	<u>35,546,736</u>	<u>20,294,992</u>

In the event of a winding up, the loans and other debts due to Members have no preferential rights over other creditors.

The Members' current accounts are amounts due within one year. The Members' capital are amounts due after more than one year.

21. Key management

The Management Board of the LLP are considered to be key management personnel. Total compensation paid to key management personnel in the year was £5,080,406 (2022: £2,861,470).

22. Pensions

The LLP contributes to a defined contribution group personal pension scheme. The assets of the scheme are held separately from those of the LLP in an independently administered fund. The pension costs charge represents contributions payable by the companies to the fund and amounted to £2,912,163 (2022: £2,606,606). Contributions totalling £274,100 (2022: £229,294) were payable to the fund at the balance sheet date and are included in accruals.

MacIntyre Hudson LLP

Detailed Group Profit and Loss Account
For the year ended 31 March 2022

**The following pages do not form part of the statutory financial statements
which are the subject of the Independent Auditor's Report on pages 8-10.**

MacIntyre Hudson LLP

Detailed Group Profit and Loss Account For the year ended 31 March 2022

	2023 £	2022 £
Net fees receivable	102,666,445	84,456,657
Other operating income	834,214	590,079
	<u>103,500,659</u>	<u>85,046,736</u>
Overheads		
Operating expenses	(61,971,385)	(58,530,159)
Operating profit	<u>41,529,274</u>	<u>26,516,577</u>
Interest payable and similar charges	(2,266,545)	(2,041,100)
Profit on ordinary activities before taxation	<u>39,262,729</u>	<u>24,475,477</u>
Non controlling interest	(544,832)	(781,341)
Profit for the year before Members' remuneration and profit shares	<u>38,717,897</u>	<u>23,694,136</u>
Remuneration of members		
Members paid under LLP agreement	38,717,897	23,694,136
Profit for the year available for discretionary division among Members	<u>-</u>	<u>-</u>

MacIntyre Hudson LLP

Detailed Group Profit and Loss Account For the year ended 31 March 2022

	2023 £	2022 £
Administrative expenses		
Personnel costs		
Wages and salaries	35,222,067	31,532,844
Staff national insurance contributions	3,390,007	2,709,964
Staff pension contributions	2,912,163	2,606,606
Temporary staff	528,721	102,082
Consultancy and sub-contractors	1,403,809	933,540
Other staff costs & benefits	1,457,009	1,054,853
Staff recruitment	1,016,594	555,821
Staff training	531,289	(40,056)
Professional subscriptions	968,080	680,104
	<u>47,429,739</u>	<u>40,135,758</u>
Establishment expenses		
Rent, rates and water	3,155,225	3,458,867
Depreciation on leasehold improvements	383,506	362,561
Light and heat	432,293	163,331
Repairs and maintenance	100,745	265,792
Cleaning of premises	214,346	188,784
Insurance and other service charges	779,811	657,956
	<u>5,065,926</u>	<u>5,097,291</u>
Other overhead expenses		
Business development	1,024,732	590,339
Printing and stationery	47,741	42,351
Telephone	103,217	117,405
Postage and couriers	120,065	128,297
Travel and motoring costs	365,435	279,758
Depreciation of fixtures, fittings & equipment	187,407	168,697
Equipment rental	423,523	385,514
Equipment repairs and renewals	49,890	20,636
Software rental	2,386,376	1,898,061
Other IT costs	1,794,846	1,616,432
Information services	76,566	69,909
Partners' insurances	268,802	275,069
PI insurance	1,322,524	1,116,478
PI claims	(1,786,483)	2,275,462
Legal and professional fees	877,592	3,446,803
Auditor's remuneration	35,206	31,052
Board and meeting expenses	44,064	28,265
Goodwill amortisation	628,691	667,715
Software amortisation	5,314	28,196
Archiving and storage	148,125	135,275
Service contracts	452,441	(120,319)
Loss on disposal of fixed assets	62,320	587
Sundry expenses	100,880	142,365
	<u>8,739,274</u>	<u>13,344,347</u>
Carried forward	61,234,939	58,577,396

MacIntyre Hudson LLP

Detailed Group Profit and Loss Account For the year ended 31 March 2022

	2022 £	2022 £
Administrative expenses (continued)		
Brought forward	61,234,939	58,577,396
Financial costs		
Bad debts	736,446	(47,238)
	<u>61,971,385</u>	<u>58,530,159</u>
 Interest Payable and Similar Charges		
Debt factoring charges	2,254,744	1,871,209
Finance lease charges	-	961
Interest on other loans and other similar charges	11,801	168,931
	<u>2,266,545</u>	<u>2,041,100</u>