



**Midlands Industrials**  
**- Top 100**  
March 2026

**Now, for tomorrow**



# Our network

MHA is the UK representative of Baker Tilly International; a network of independent accountancy and business advisory firms.



Baker Tilly International

• **50,400**

People



**147**

Territories



**754**

Offices



**\$6.8bn**

2025 worldwide revenue (USD)



**2,294**

Employees



**159**

Partners



**37**

Offices



**\$230m**

2024 revenue (USD)

Baker Tilly & MHA



# Contents

03

About us

04

Midlands Market  
outlook

05

Key findings

06

Top 100 overview

09

Midland Shire  
breakdown

13

Manufacturing  
and Engineering

15

Distribution  
and Logistics

17

Other Industries

18

Top 100 Listings

# About us



## Midlands Industrials Top 100

The MHA Midlands Industrial Top 100 report is a listing of privately owned Industrial-related business based across the Midlands that have demonstrated the largest increase in profit growth (by percentage) over the last three years.



## Methodology

To qualify for inclusion, Industrial businesses must be privately owned and have published reports and accounts covering at least three years of trading. Only businesses with the most recent published financials in calendar year 2022, 2023 and 2024 have been considered.

The analysis only includes business that are registered in the UK and excluded companies owned by overseas parents. Businesses must have a minimum reported EBITDA threshold of between £2m and £15m in their 2024 accounting period, as defined by FAME UK (subsidiary of Moody's Inc) and as of August 2025.

Business are ranked on their reported compound annual EBITDA growth over the three years outlined. The aim is to provide analysis of the Midlands based businesses in the Industrials industry that are growing most quickly.

# Midlands Market Outlook

Cautiously optimistic,  
with several key trends  
and opportunities shaping  
the region's trajectory

## Economic

Midlands is forecast to match the UK's average annual GVA growth of 2.1% between 2024 and 2026.

## Strategic Imperatives

To sustain and accelerate growth, Midlands industrial businesses will need:

- 1 A cohesive industrial strategy aligned with national goals (e.g., net zero).
- 2 Targeted support for SMEs, which make up 90% of the region's businesses.
- 3 Enhanced access to finance, especially private investment to scale innovation.
- 4 Stronger regional collaboration and leadership to attract global investors.

## Employment

Growth in the region is slightly below the UK average, but still positive, with high-value sectors like advanced manufacturing, expected to lead the way.

## Sectoral Strengths and Opportunities

The East Midlands is seeing a strong rebound in manufacturing, particularly in automotive, aerospace, and food & drink, with output and orders rising significantly. The West Midlands is well-positioned in motor vehicles, fabricated metals, and machinery & equipment, which are forecast to grow robustly over the next decade.

## Investment and Innovation

Regional growth strategy, highlighting opportunities in medtech, agri-food, zero-carbon energy, and university-led R&D as driven historically by the Midlands Engine Initiative is still being pursued.

## Challenges to Address

Skills shortages remain a major barrier, especially in advanced technical roles. The region has fewer degree-level qualifications and high-skilled jobs than the national average. Capital investment is also lagging, with many firms cautious due to economic uncertainty and policy fragmentation.

# Key Findings

The business in this years Midlands Industrial Top 100 delivered a three-year average EBITDA CAGR of nearly **30%**. This is a strong achievement considering the disruption experienced during the Covid 19 pandemic and the subsequent period of supply chain and labour shortage issues, and the challenging economic conditions. It demonstrates how these fast growing businesses have been able to adapt and capitalise on new trading environments.

We have noted the high performance of manufacturing business accounting for around **79%** of the Midlands Industrials Top 100. Steel manufacturing and stockholder companies have been able to capitalise on the increasing steel prices over the period. The automotive and transpiration sector has also performance exceptionally despite well-documented challenges.

Naturally smaller, early stage businesses have the greatest headroom to deliver the greatest rates of growth, this years report features a significant number of businesses that have done exactly that, growing rapidly from a relatively low base of sales.

The Midlands Top 100 however also includes businesses that have already built sizeable sales and are continuing to accelerate at a remarkable speed.

Finally as well as showcasing the Midlands Top 100, we break down the report into industrial sectors, and geography, looking at the most featured and Top 10 business that operate within specific areas of the Industrial marketplace.



# **Midlands Industrials Top 100 overview**



# Top 100 Midland Industrials Performance

The performance characteristics of the Top 100 Midland businesses in the UK can be summarised as follows:

**£4.680bn**

Reported revenues

**£0.478bn**

Reported EBITDA

**13.9%**

Average revenue CAGR

**112.4%**

Highest EBITDA CAGR

**27.9%**

Average EBITDA CAGR

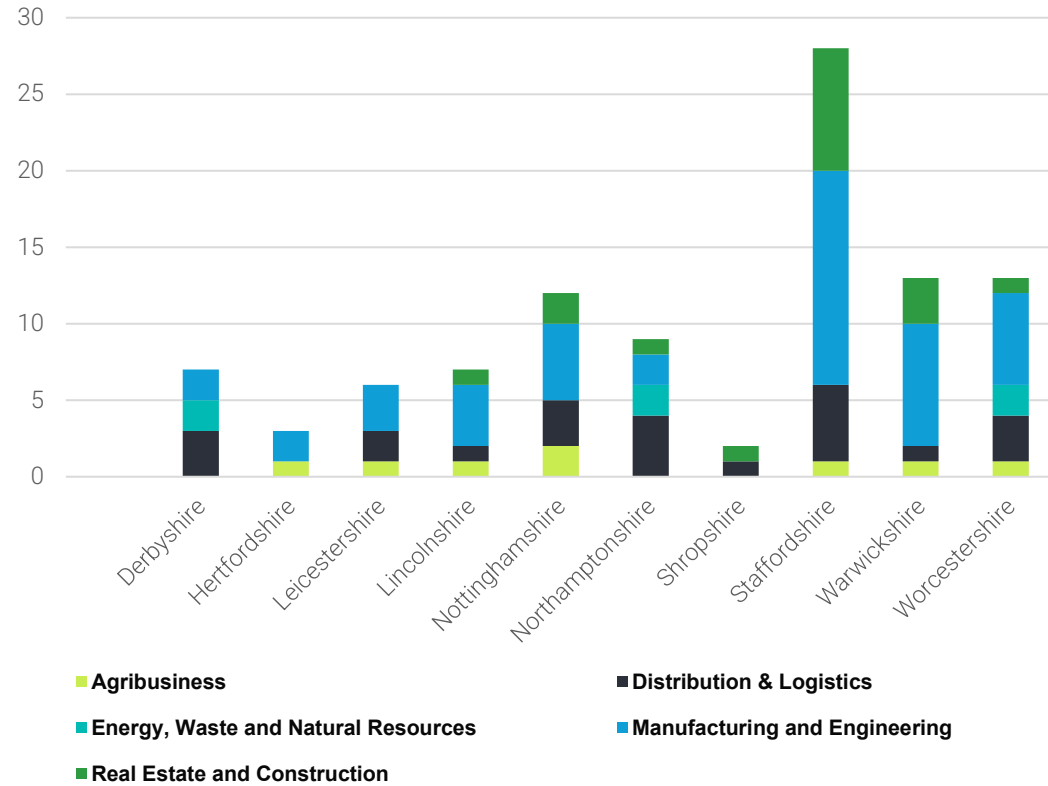
**c20,000**

Employed people

# Industrials and historic “shire” breakdown

With manufacturing forming a large proportion of the Midlands heritage, it might be anticipated that this sector would form the most profitable split of companies in the region. Whilst this is true to a certain extent, it can be noted that other sectors such as Real Estate and Construction companies and Distribution and Logistics have strong presence in their respective areas

Industrials sector by Midland “shire” \*



\* Historic West Midland “shires” include companies based in Birmingham where appropriate

# Midland Industrials and historic “shire” breakdown

## East Midlands

**Derbyshire**

**7** Companies in the Top 100  
**£230m** reported revenues  
**18.6%** average EBITDA CAGR

**Leicestershire**

**6** Companies in the Top 100  
**£300m** reported revenues  
**31.5%** average EBITDA CAGR

**Lincolnshire**

**7** Companies in the Top 100  
**£430m** reported revenues  
**37.4%** average EBITDA CAGR

**Nottinghamshire**

**12** Companies in the Top 100  
**£420m** reported revenues  
**23.1%** average EBITDA CAGR

**Northamptonshire**

**9** Companies in the Top 100  
**£410m** reported revenues  
**29.4%** average EBITDA CAGR

# Midland Industrials and historic “shire” breakdown

## West Midlands including Birmingham



**Shropshire**

**2** Companies in the Top 100  
**£260m** reported revenues  
**37.9%** average EBITDA CAGR



**Herefordshire**

**3** Companies in the Top 100  
**£78m** reported revenues  
**18.0%** average EBITDA CAGR



**Warwickshire**

**13** Companies in the Top 100  
**£675m** reported revenues  
**36.5%** average EBITDA CAGR



**Staffordshire**

**28** Companies in the Top 100  
**£1.5bn** reported revenues  
**24.1%** average EBITDA CAGR

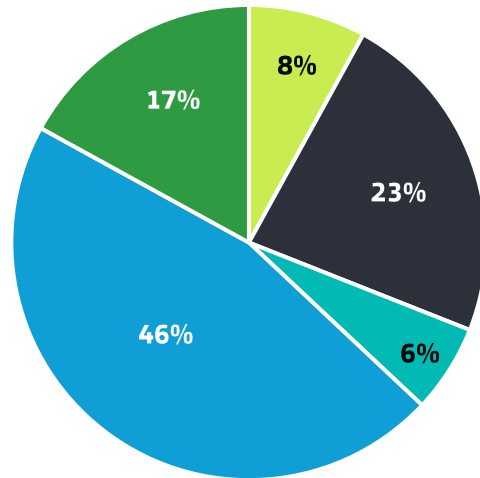


**Worcestershire**

**13** Companies in the Top 100  
**£420m** reported revenues  
**29.6%** average EBITDA CAGR

# Top 100 at a glance

The Top 100 Midland companies identified across the Industrial Industry are dominated by those in the Manufacturing and Engineering sector



- Agribusiness
- Distribution & Logistics
- Energy, Waste and Natural Resources
- Manufacturing and Engineering
- Real Estate and Construction


## Top 10 Midlands Industrial Companies \*

Company name	Sector	CAGR%
Acumen logistics group holdings limited	Distribution and Logistics	112.4%
Greenray energy solutions group limited	Manufacturing and Engineering	110.8%
Strata products limited	Manufacturing and Engineering	94.9%
Pab group holdings limited	Manufacturing and Engineering	89.1%
Unitech industries limited	Manufacturing and Engineering	77.7%
Pall-ex investments limited	Distribution and Logistics	77.2%
Excool limited	Manufacturing and Engineering	75.4%
L.J. Fairburn and son limited	Agribusiness	74.9%
O'brien contractors limited	Real Estate and Construction	74.8%
Stanford industrial concrete flooring limited	Real Estate and Construction	70.0%

\* Average EBITDA CAGR of 85.7%

# Sector snapshots





## Sector snapshot – Manufacturing and Engineering

The performance characteristics of the Top 100 Midland Manufacturing and Engineering businesses in the UK can be summarised as follows:

**£1.90bn**

Reported revenues

**£0.22bn**

Reported EBITDA

**14.3%**

Average revenue CAGR

**110.9%**

Highest EBITDA CAGR

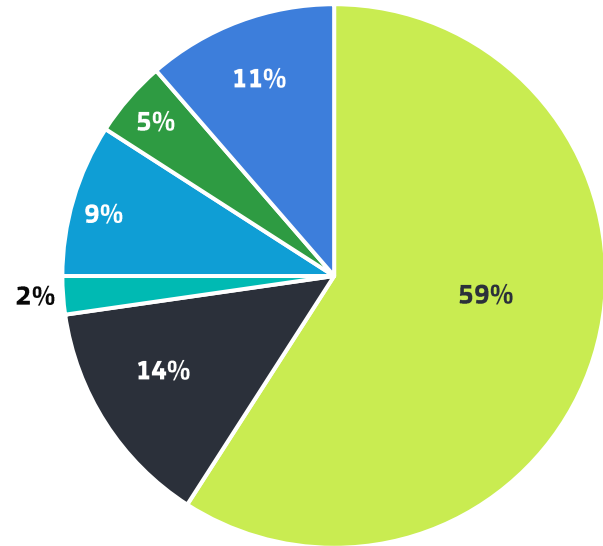
**29.1%**

Average EBITDA CAGR

**c8,600**

Employed people

# Sector Breakdown



- Other manufacturing
- Automotive and transportation
- Construction materials
- Electronicis
- Paper, plastics and packaging
- Raw materials and metal production

## Top 10 Midlands Manufacturing and Engineering Companies \*

Company name	Sector	CAGR%
Greenray energy solutions group limited	Other manufacturing	110.8%
Strata products limited	Manufacturing and Engineering	94.9%
Pab group holdings limited	Raw materials and metal production	89.1%
Unitech industries limited	Other manufacturing	77.7%
Excool limited	Other manufacturing	75.4%
Don-bur (holdings) limited	Automotive and transportation	58.3%
Skan group holdings limited	Other manufacturing	52.7%
Unique window systems ltd	Other manufacturing	50.5%
Pearl yachts ltd	Other manufacturing	42.8%
Baylis & harding public limited company	Other manufacturing	37.6%

\* Average EBITDA CAGR of 69.0%



## Sector snapshot – Distribution and Logistics

The performance characteristics of the Top 100 Midland Distribution and Logistics businesses in the UK can be summarised as follows:

**£0.81bn**

Reported revenues

**£100m**

Reported EBITDA

**10.8%**

Average revenue CAGR

**112.4%**

Highest EBITDA CAGR

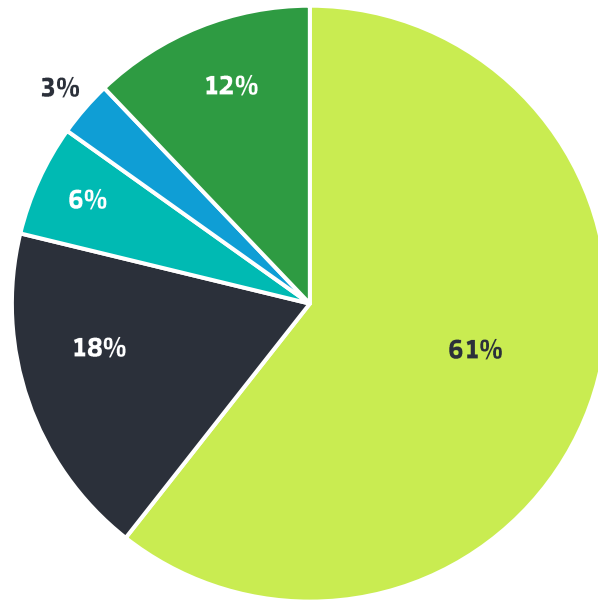
**27.3%**

Average EBITDA CAGR

**c4,100**

Employed people

# Sector Breakdown



- Construction and Engineering
- Food and drink
- Horticultural
- Mining and precious metals
- Waste management

## Top 10 Midlands Other Industrial Companies (Agribusiness, Real Estate and Construction, Energy Waste and Natural resources) \*

Company name	Sector	CAGR%
L.J. Fairburn and son limited	Food and drink	74.9%
O'brien contractors limited	Construction and Engineering	74.8%
Stanford industrial concrete flooring limited	Construction and Engineering	70.0%
Alliance groundworks and civils limited	Construction and Engineering	56.5%
Mcs group holdings limited	Construction and Engineering	51.4%
Flour power group limited	Food and drink	49.4%
Dodd group holdings limited	Construction and Engineering	48.8%
Quartzinvest limited	Construction and Engineering	44.3%
Daniel batham & son limited	Food and drink	37.1%
Inco construction group ltd	Construction and Engineering	36.4%

\* Average EBITDA CAGR of 54.4%



## Sector snapshot – Other Industrial

The performance characteristics of the Top 100 Midland other Industrial businesses in the UK can be summarised as follows:

**£1.99bn**

Reported revenues

**£170m**

Reported EBITDA

**14.4%**

Average revenue CAGR

**74.9%**

Highest EBITDA CAGR

**25.0%**

Average EBITDA CAGR

**c7,300**

Employed people



**Midlands  
Industrials  
Top 100 listing**

# Midland Industrials – Top 100 league table

No	Company name	Sector	Sub - Sector
1	<b>Acumen logistics group holdings limited</b>	Distribution and Logistics	Road Haulage
2	<b>Greenray energy solutions group limited</b>	Manufacturing and Engineering	Other manufacturing
3	<b>Strata products limited</b>	Manufacturing and Engineering	Paper, plastics and packaging
4	<b>Pab group holdings limited</b>	Manufacturing and Engineering	Raw materials and metal production
5	<b>Unitech industries limited</b>	Manufacturing and Engineering	Other manufacturing
6	<b>Pall-ex investments limited</b>	Distribution and Logistics	Road haulage
7	<b>Excool limited</b>	Manufacturing and Engineering	Other manufacturing
8	<b>L.J. Fairburn and son limited</b>	Agribusiness	Food and drink
9	<b>O'brien contractors limited</b>	Real Estate and Construction	Construction and Engineering
10	<b>Stanford industrial concrete flooring limited</b>	Real Estate and Construction	Construction and Engineering
11	<b>Don-Bur (Holdings) Limited</b>	Manufacturing and Engineering	Automotive and Transportation
12	<b>Alliance Groundworks and Civils Limited</b>	Real Estate and Construction	Construction and Engineering
13	<b>Skan Group Holdings Limited</b>	Manufacturing and Engineering	Other manufacturing
14	<b>MCS Group Holdings Limited</b>	Real Estate and Construction	Construction and Engineering
15	<b>Noon Group Holdings Limited</b>	Distribution and Logistics	Distributors
16	<b>Unique Windows Systems</b>	Manufacturing and Engineering	Other manufacturing
17	<b>Flour Power Group Limited</b>	Agribusiness	Food and Drink
18	<b>Dodd Group Holdings Limited</b>	Real Estate and Construction	Construction and Engineering
19	<b>Collins Earthworks (Transport) Limited</b>	Distribution and Logistics	General logistics and freight forwarding
20	<b>Quartzinvest Limited</b>	Real Estate and Construction	Construction and Engineering

# Midland Industrials – Top 100 league table

No	Company name	Sector	Sub - Sector
21	<b>Pearl Yachts Limited</b>	Manufacturing and Engineering	Other manufacturing
22	<b>JX2 Limited</b>	Distribution and Logistics	Distributors
23	<b>Marshalls Transport (Evesham) Limited</b>	Distribution and Logistics	Road Haulage
24	<b>Baylis and Harding Public Limited Company</b>	Manufacturing and Engineering	Other manufacturing
25	<b>Daniel Batham and Son Limited</b>	Agribusiness	Food and Drink
26	<b>Inco Construction Group Limited</b>	Real Estate and Construction	Construction and Engineering
27	<b>Pailton Engineering Limited</b>	Manufacturing and Engineering	Automotive and Transportation
28	<b>Translift Group of Companies Limited</b>	Distribution and Logistics	Distributors
29	<b>Zenith Limited</b>	Real Estate and Construction	Construction and Engineering
30	<b>Midland Automation Limited</b>	Distribution and Logistics	Distributors
31	<b>Grayson Automotive Services Limited</b>	Manufacturing and Engineering	Other manufacturing
32	<b>Lowther Holdings Limited</b>	Manufacturing and Engineering	Other manufacturing
33	<b>MTF Holding Limited</b>	Distribution and Logistics	Distributors
34	<b>Regen Holdings Limited</b>	Energy, Waste and Natural Resources	Waste Management
35	<b>SFC (Europe) Limited</b>	Manufacturing and Engineering	Other manufacturing
36	<b>Willshees Waste and Recycling Limited</b>	Manufacturing and Engineering	Waste management
37	<b>European Industrial Group Limited</b>	Manufacturing and Engineering	Other manufacturing
38	<b>Q.K Cold Stores (Marston) Limited</b>	Distribution and Logistics	General logistics and freight forwarding
39	<b>Fly by Nite Holdings Limited</b>	Distribution and Logistics	General logistics and freight forwarding
40	<b>Edwards Transport (Shropshire) Limited</b>	Distribution and Logistics	Road haulage

# Midland Industrials – Top 100 league table

No	Company name	Sector	Sub - Sector
41	<b>Moran Logistics Limited</b>	Distribution and Logistics	General logistics and freight forwarding
42	<b>Novus Property Solutions Limited</b>	Real Estate and Construction	Construction and Engineering
43	<b>B.B. Price Limited</b>	Manufacturing and Engineering	Raw materials and metal production
44	<b>JPT Subaru Limited</b>	Manufacturing and Engineering	Other manufacturing
45	<b>Kimal Holdings Limited</b>	Manufacturing and Engineering	Other manufacturing
46	<b>Bailey Trailers Limited</b>	Manufacturing and Engineering	Automotive and transportation
47	<b>Hi-force Group Holdings Limited</b>	Manufacturing and Engineering	Other manufacturing
48	<b>S&amp;B Industrial Investments Limited</b>	Energy, Waste and Natural Resources	Waste management
49	<b>Crockett and Jones Limited</b>	Manufacturing and Engineering	Other manufacturing
50	<b>Alloy Wire International Limited</b>	Manufacturing and Engineering	Raw materials and metal production
51	<b>Linecross Group Limited</b>	Manufacturing and Engineering	Other manufacturing
52	<b>Pegasus Grab Hire Holdings Limited</b>	Manufacturing and Engineering	Construction materials
53	<b>Bolt and Nut Manufacturing Limited</b>	Manufacturing and Engineering	Other manufacturing
54	<b>G M Treble Holdings Limited</b>	Manufacturing and Engineering	Other manufacturing
55	<b>Fastline Steel Services UK Limited</b>	Manufacturing and Engineering	Other manufacturing
56	<b>Trueline Expanded Products Limited</b>	Manufacturing and Engineering	Other manufacturing
57	<b>Carson Powell Holdings Limited</b>	Real Estate and Construction	Construction and Engineering
58	<b>W.E Hewitt &amp; Son Limited</b>	Agribusiness	Horticultural
59	<b>P A Wright &amp; Sons Limited</b>	Agribusiness	Horticultural
60	<b>E.M. Rogers Group Limited</b>	Distribution and Logistics	Road Haulage

# Midland Industrials – Top 100 league table

No	Company name	Sector	Sub - Sector
61	D J Swallow Holdings Limited	Real Estate and Construction	Construction and Engineering
62	IH (Topco) Limited	Manufacturing and Engineering	Other manufacturing
63	IST Power Holdings Limited	Manufacturing and Engineering	Electronics
64	Caunton Holdings Limited	Real Estate and Construction	Construction and Engineering
65	NJDR Group Limited	Real Estate and Construction	Construction and Engineering
66	DLS Holdings (Grantham) Limited	Manufacturing and Engineering	Paper, plastics and packaging
67	Trafalgar Scientific Limited	Distribution and Logistics	Distributors
68	Coffey Construction Limited	Real Estate and Construction	Construction and Engineering
69	Corbett Farms Limited	Agribusiness	Food and drink
70	Webb Plant Group Limited	Distribution and Logistics	General Logistics and Freight Forwarding
71	M.P.B Structures Limited	Real Estate and Construction	Construction and Engineering
72	Rilmac Holdings Limited	Manufacturing and Engineering	Other manufacturing
73	McDermott Investments Limited	Real Estate and Construction	Construction and Engineering
74	Natural Innovations Limited	Agribusiness	Food and Drink
75	Able Towing Limited	Manufacturing and Engineering	Automotive and transportation
76	Carver Group Limited	Manufacturing and Engineering	Electronics
77	TRP Sealing Systems Limited	Manufacturing and Engineering	Other manufacturing
78	Bullimores Sand and Gravel Limited	Energy, Waste and Natural Resources	Waste Management
79	Autosmart Holdings Limited	Manufacturing and Engineering	Automotive and transportation
80	Allelys Holdings Limited	Distribution and Logistics	General Logistics and Freight Forwarding

# Midland Industrials – Top 100 league table

No	Company name	Sector	Sub - Sector
81	<b>OCEE International Limited</b>	Distribution and Logistics	Distributors
82	<b>William King Limited</b>	Manufacturing and Engineering	Raw materials and metal production
83	<b>Evtac Automotive Limited</b>	Manufacturing and Engineering	Automotive and transportation
84	<b>Caldwell Group Holdings Limited</b>	Real Estate and Construction	Construction and Engineering
85	<b>Browns Commercial Holdings Limited</b>	Distribution and Logistics	Road Haulage
86	<b>Go2 Foods Limited</b>	Agribusiness	Food and Drink
87	<b>Game Holdings Limited</b>	Manufacturing and Engineering	Other manufacturing
88	<b>DK Group Investments Limited</b>	Manufacturing and Engineering	Other manufacturing
89	<b>Sheldon Clayton Holdings Limited</b>	Distribution and Logistics	General logistics and freight forwarding
90	<b>Doocey Holdings Limited</b>	Real Estate and Construction	Construction and Engineering
91	<b>Lindum Group Limited</b>	Real Estate and Construction	Construction and Engineering
92	<b>Longcliffe Group Limited</b>	Manufacturing and Engineering	Raw materials and metal production
93	<b>B.J.Waters (Transport) Limited</b>	Distribution and Logistics	Road Haulage
94	<b>Alltruck PLC</b>	Distribution and Logistics	General logistics and freight forwarding
95	<b>Copley Holdings Limited</b>	Manufacturing and Engineering	Electronics
96	<b>Spartan Motor Holdings Limited</b>	Manufacturing and Engineering	Electronics
97	<b>Neida Limited</b>	Manufacturing and Engineering	Other manufacturing
98	<b>Enviro Trac Limited</b>	Energy, Waste and Natural Resources	Mining and precious metals
99	<b>Bickford Truck Hire Limited</b>	Distribution and Logistics	General Logistics and Freight Forwarding
100	<b>Flint Holdings Limited</b>	Real Estate and Construction	Construction and Engineering

# Disclaimer & Copyright

You shall not copy, make available, retransmit, reproduce, sell, disseminate, licence, distribute, publish, broadcast or otherwise circulate either within your business or for public or commercial purposes any of (or any part of) these seminar materials provided by MHA in any format whatsoever unless you have obtained prior written consent from MHA to do so.

To the maximum extent permitted by applicable law MHA excludes all representations, warranties and conditions (including, without limitation, the conditions implied by law) in respect of these seminar materials.

These seminar materials are designed solely for the benefit of those attending the MHA seminar. The content of these seminar materials does not constitute advice and MHA endeavours to ensure that the materials are correct. All information provided herein or at any seminar is believed to be accurate and correct at the time of publication or broadcast. While all due care has been taken with this publication, no responsibility or liability is accepted for any inaccuracies, errors or omissions. Neither this publication or any broadcast should be accepted as providing a complete explanation or advice in respect of its subject matter and no liability is accepted for the consequences of any reliance upon it in part or whole.

The seminar materials, although carefully prepared, have been written in general terms and should be seen as containing broad statements only. You should not act, or refrain from acting, upon the information contained in these seminar materials without obtaining specific professional advice. Please contact MHA to discuss these matters in the context of your particular circumstances.

MHA's liability is limited to the maximum extent permitted under applicable law. MHA (or any of its partners, employees or agents) will not be liable for any direct, indirect or consequential loss or damage arising in connection with these materials, whether arising in tort, contract, or otherwise, including, without limitation, any loss of profit, contracts, business, goodwill, data, income or revenue. MHA does not accept or assume a duty of care in respect of any use or reliance on these seminar materials, and will deny any liability for any loss arising from any action taken or not taken or decision made by anyone in reliance on these seminar materials.

© copyright May 2025 MHA Audit Services LLP & MHA Advisory Ltd. All rights reserved.

MHA is the trading name of (i) MHA Audit Services LLP, a limited liability partnership registered in England and Wales with company number OC455542 and (ii) MHA Advisory Ltd, a company registered in England and Wales with company number 16233746 and MHA Corporate Finance Limited, a company registered in England and Wales with company number 04296841. A list of partners' names is open for inspection at MHA's registered office at The Pinnacle, 150 Midsummer Boulevard, Milton Keynes, MK9 1LZ. MHA is an independent member of Baker Tilly International Limited, the members of which are separate and independent legal entities. Arrandco Investments Limited is the registered owner of the UK trade mark for the name Baker Tilly. The associated logo is used under licence from Baker Tilly International Limited. Further information can be found via our website [www.mha.co.uk/terms-and-conditions](http://www.mha.co.uk/terms-and-conditions).





## Contact us

### **John Bryant**

M&A Partner and lead M&A Partner for Industrials

MHA Baker Tilly  
Ground Floor,  
35 Newhall Street,  
Birmingham, B3 3PU

[John.Bryant@mha.co.uk](mailto:John.Bryant@mha.co.uk)  
07977 484884