



Destination Discovery Art RFP 2024 #2024-01-011 Attachment 1

IMPORTANT NOTE

The following comments **apply to the Artwork Package Nos. 1-3 ONLY.**

- Information for the structural engineer must be complete and provided by October 04, 2024. (height, width, weight)
- Foundation design engineered and complete by November 01, 2024

IF any of the structures in Package No. 3 are to be attached to or sit atop the boardwalk, then the timeline moves up to accommodate structural steel fabrication of the boardwalk.

- Information for the structural engineer must be complete and provided by September 13, 2024. (weight, attachment points)
- Structural Calculations/Information on attachment points by October 18, 2024

PACKAGE 1

SCOPE:

The Entrance Sculpture-A Large Architectural Sculpture Depicting Caring for and Sharing with Wildlife (Not to exceed \$500,000)

Description-This permanent sculpture can be touched, so it must be safe but intended not to be climbed upon. It should be natural, whimsical, fun, colorful and set the scene for the exhibit. It should invite guests in, especially children. Our Big idea is: By caring for animals, our shared world becomes a healthier place for all living things.

See "Examples of Whimsical/Natural Art "-Appendix 1A below.

Size-The size of the entrance circle is approximately 50 ft diameter, the centerpiece is approximately 10 feet in diameter, by 10 to 15 feet high, plus large decorative animal elements on the exhibit entrance arch. Included in the scope is to design the entire entrance including the perforated metal panel circle, all arches the centerpiece and the entrance arch animals. The perforated metal circular surround is a control point for ticket sales as well as an architectural space that hides the building and creates an entrance/exit plaza. The ID sign, "Destination Discovery" is not included in the scope but must be accommodated for, in the design. The artist is responsible for the design, fabrication engineering and installation of the perforated metal entrance circle, the centerpiece and the exit arch, the building arch entrance and exhibit entrance archway and animal pieces on the exhibit entrance arch.

Placement on site-See Appendix 1 below.

Materials- Suggested materials mixed media center piece and archway animals that work visually in conjunction with the mixed metals of the circular perforated metal layered surround the artist will also be designing.

See “Examples of Perforated Metal Art”-Appendix 1B.

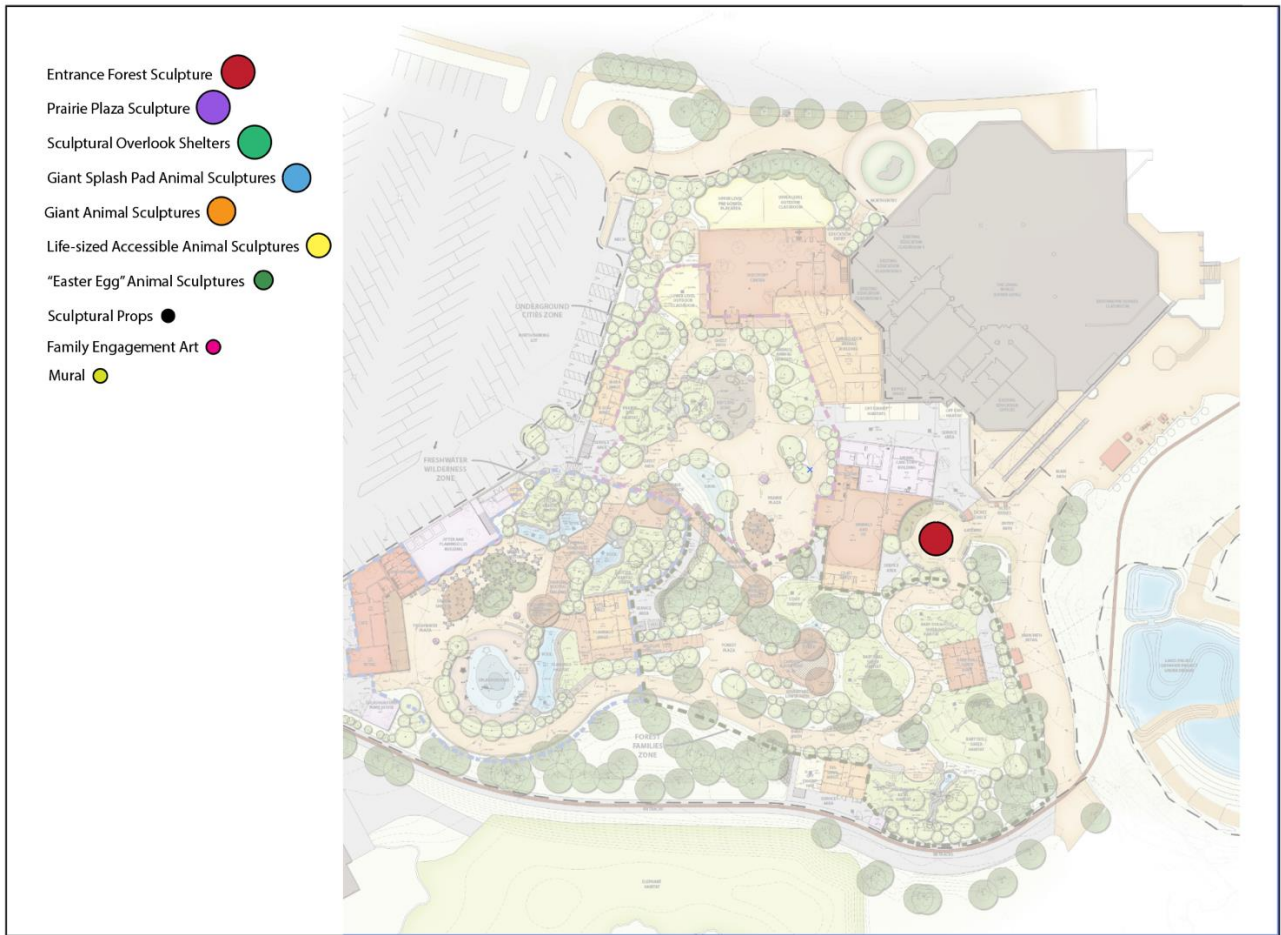
See “Examples of Flora for Perforated Metal Circular Surround” that hold their leaves in the winter -Appendix 1C.

See “Suggested Color Pallet for Mixed Metal Circular Surround”-Appendix 1D, and

“Suggested Color Pallets for Center Piece and Gate Accents”-Appendix 1E.

Suggested but not necessary list of species-mammals, birds, invertebrates, amphibians, reptiles and plants

Appendix 1, Site Placement



Appendix 1A Examples of Whimsical/Natural Art



Thematic Character Inspiration



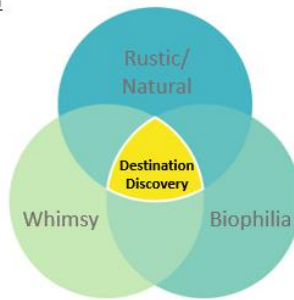
Whimsy:

Capricious humor or disposition; extravagant, fanciful, or excessively **playful** expression.

Whimsy is irrational but playful.

People who are full of whimsy are odd, but often fanciful and lovely.

An unusual, **unexpected**, or fanciful idea.



Rustic/Natural:

Rustic design is a style that's natural, aged, **organic**, and maybe even a little distressed

Associated with the country, rural, "from Latin *rusticus* "of the country, rural; country-like, plain, simple, rough, coarse

Design that's natural, rough, aged, and casual

Characterized by the **earthy**, organic lines and textures of the great outdoors



Biophilia:

Biophilia is humankind's innate biological connection with nature

Material and elements from nature that, through minimal processing, reflect the local ecology or geology to create a distinct sense of place.

Symbolic references to contoured, patterned, textured or numerical **arrangements that persist in nature**.



Character Inspiration:

Whimsy





Character Inspiration:
Rustic/Natural





Character: Inspiration
Biophilia

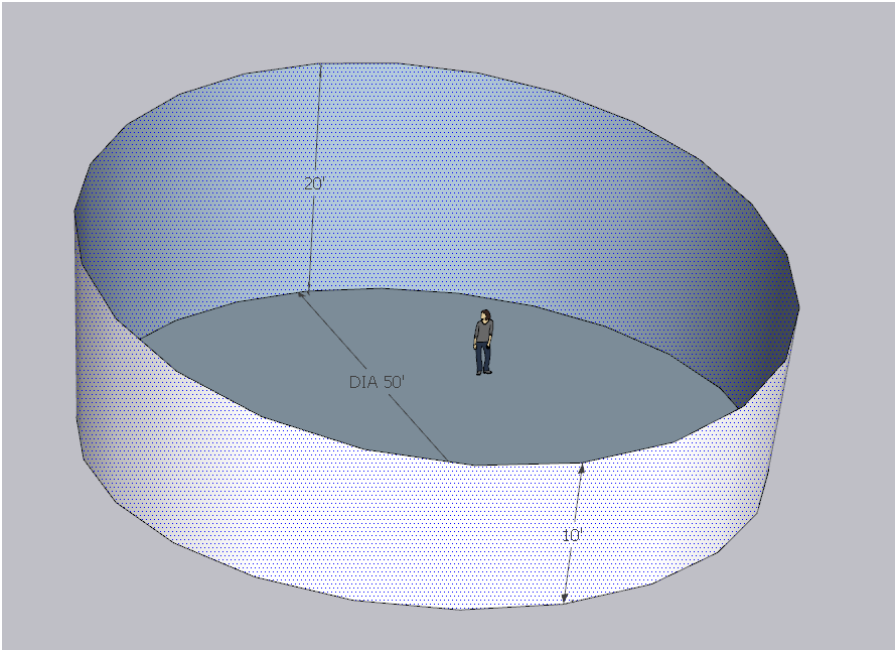








Appendix 1B, Examples of Perforated Metal Art for the Entrance Circular Surround



Appendix C, Examples of Flora Shapes for Perforated Metal Circle



Quercus imbrica



Pinus echinata



Shingle oak, hornbeam, pine and azaleas



Rhododendron prinophyllum



Quercus imbrica



Pinus echinata



Ilex opaca




Carpinus caroliniana

Appendix D, Suggested Color Palette for Perforated Mixed Metal Circular Sculptural Wall



Appendix 1E, Suggested Color Palette for Center Piece and Gate Accents



PACKAGE 2

SCOPE:

The Prairie Plaza Sculpture-A Large Architectural Kinetic Sculpture Depicting Animals and/or Plants of the Missouri Prairie (Not to Exceed 70,000)

Description-This sculpture can be touched by the guests, but shaped so it is not climbable. It should be whimsical, fun, and set the scene for the prairie plaza. This will be kinetic so guests can make it move, it can also move in the wind but is in a low spot on the site so that might not happen. Our Big Idea is: By caring for animals, our shared world becomes a healthier place for all living things. It's about **caring** for and **sharing** space with wildlife for a **healthier world**. The artist is responsible for design, fabrication, engineering and installation.

See "Examples of the Prairie Plaza "-Appendix 2A

See "Examples of Kinetic Art "-Appendix 2B

Size-The is approximately 10' in diameter and 20' tall.

Placement on site-See Appendix 2

Materials- Suggested materials are aluminum or other lightweight exterior grade material that can be painted/powder coated bright prairie-like colors. No sharp points or objects to trip or be injured.

See, Suggested Color Palette, Appendix 2C

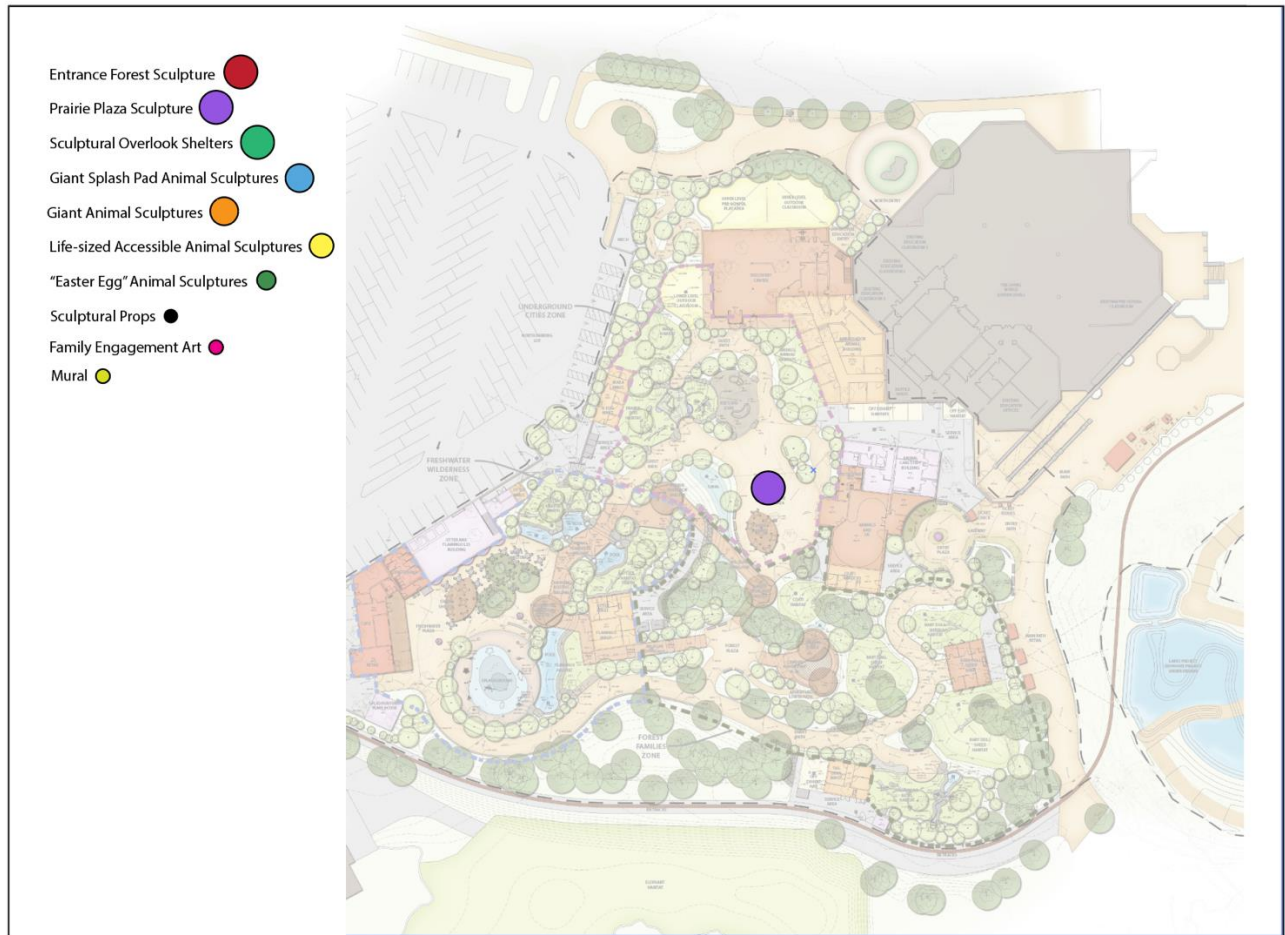
Suggested but not necessary list of species= see Missouri plants, mammals, birds, invertebrates, amphibians and reptiles

(https://en.wikipedia.org/wiki/Wildlife_of_Missouri)

<https://www.inaturalist.org/places/mark-twain-national-forest#taxon=47158>

<https://mdc.mo.gov/discover-nature/habitats/grasslands-prairies-savannas>

Appendix 2 Site Placement



Appendix 2A, Examples the Prairie Plaza




The Henry A. Juhl Foundation
destination discovery
Underground Cities Zone Forms, Textures, and Colors




Appendix 2B, Examples of Kinetic Art







Appendix 2C, Suggested Color Palette





PACKAGE 3

SCOPE:

Sculptural Shelters for 3 Overlooks- (Not to exceed 80,000 each)

Description-These sculptures cannot be touched by the guests. They will be mounted to structural-decorative posts but must attach as a unit to function as a shade canopy.

They should be whimsical, fun, and set the scene for three different overlooks: Prairie Plaza view, the Forest Families/Coati view and the Freshwater Wilderness view. Our Big Idea is about **caring** for and **sharing** with wildlife for a **healthier world**. The artist is responsible for design, fabrication, engineering and installation of post and shelters.

See "Examples of The Three Neighborhoods "-Appendix 3A

See "Examples of Underground Cities in the Prairie Plaza neighborhood"-Appendix 3B

See "Examples of Fresh Water Wilderness Neighborhood"-Appendix 3C

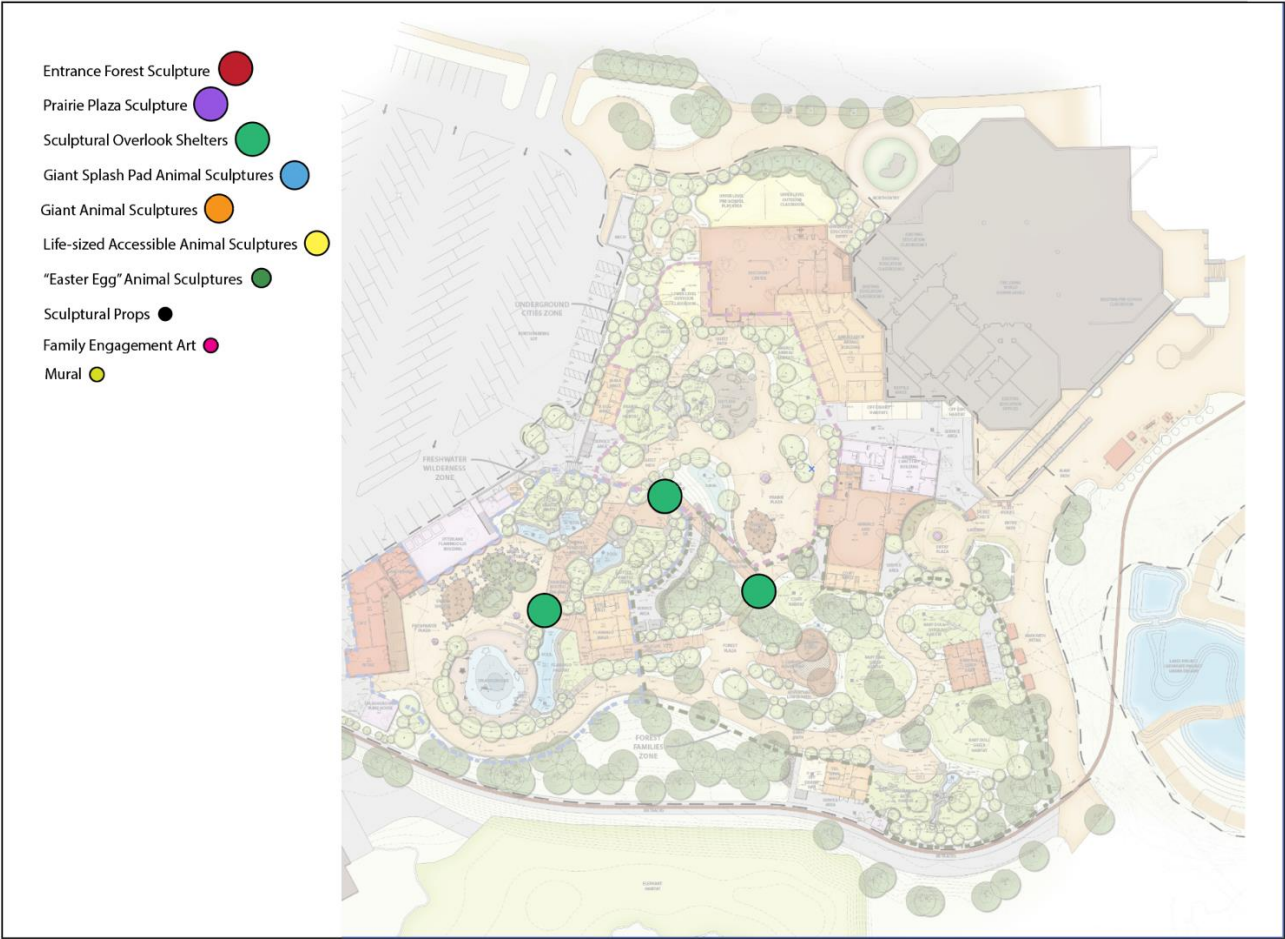
See "Examples of Forest Families neighborhood"-Appendix 3D

Size-The is approximately 16' diameter with an 8' clearance below.

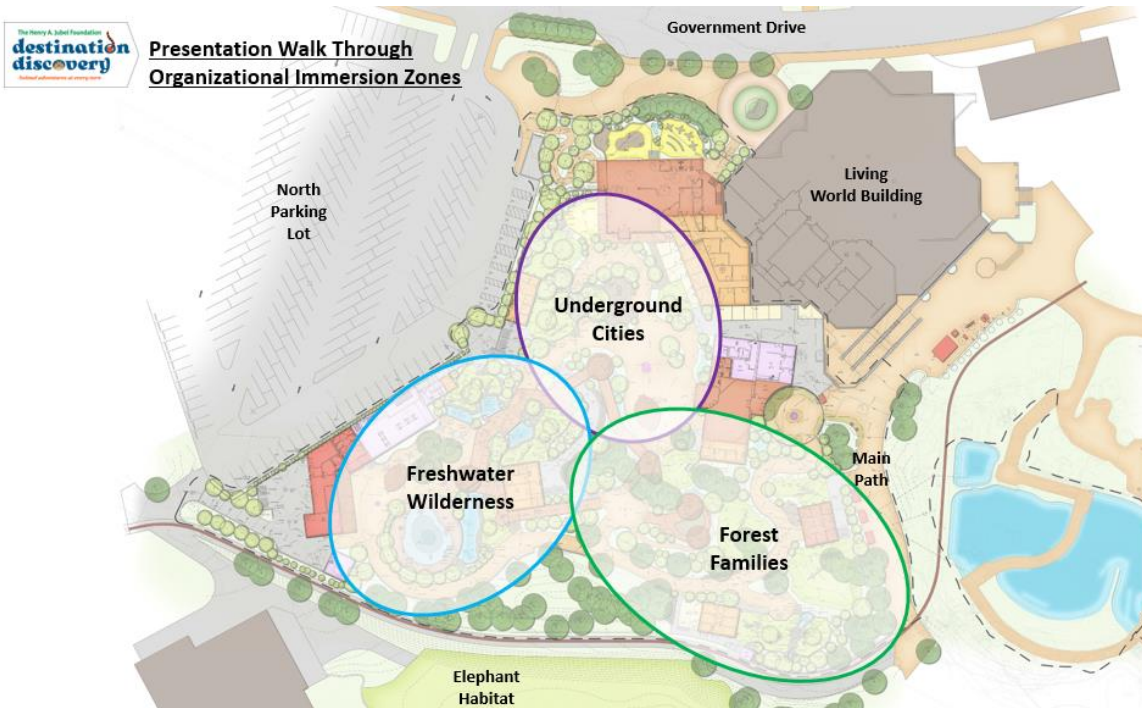
Placement on site-See Appendix 3

Materials- Suggested materials are fiberglass or other lightweight exterior grade material that can be painted/powder coated bright prairie like colors.

Appendix 3 Site Placement



Appendix 3A, Examples of the 3 Neighborhoods




Appendix 3B, Examples of Underground Cities in the Prairie Plaza neighborhood



Underground Cities Zone Forms, Textures, and Colors



Adventure Boardwalk - Underground Cities Shelter





Silvery Checkerspot host plant purple cone flower

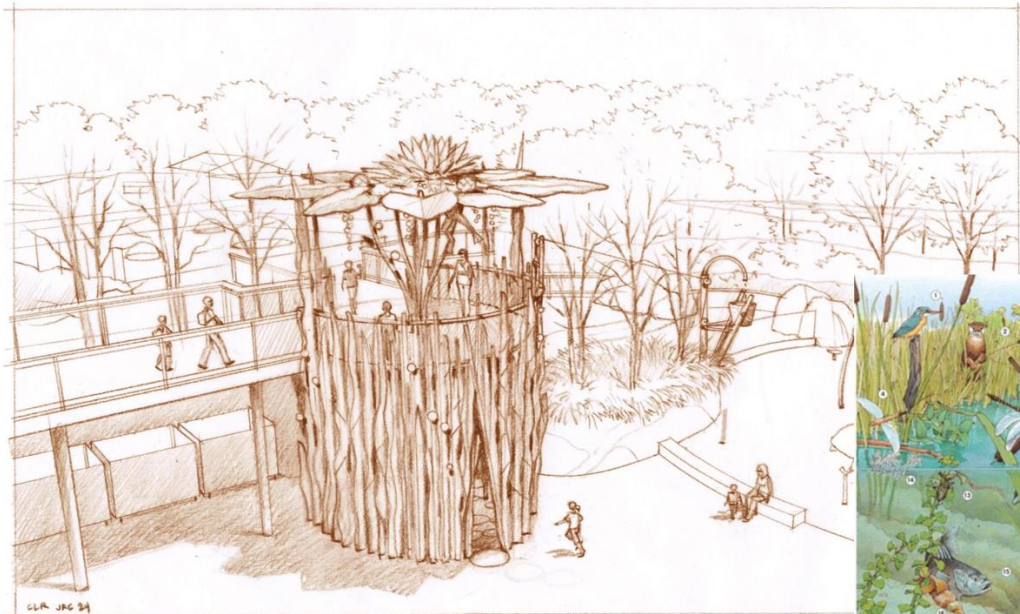
Appendix 3D, Examples of Freshwater Wilderness neighborhood”



Freshwater Wilderness Zone Forms, Textures, and Colors



Adventure Boardwalk – Freshwater Wilderness Shelter





Nymphaea odorata



Nymphaea odorata



Ladona deplanata



Nymphaea odorata



Nelumbo lutea



Nelumbo lutea



Lithobates blairi



Lithobates sphenoccephalus



Notropis



Darters



Lacunicambarus ludovicianus



Dytiscidae


Appendix 3E, Examples of Forest Families Neighborhood”



Forest Families Zone Forms, Textures, and Colors



Adventure Boardwalk – Forest Families Shelter





Inch worm



lacewing eggs



Madran Woodlands




Emory oak, host plant



Satyrium polingi



Antheraea oclea



Apyrrothrix Araxes





Hemileuca stonei



Arizona Woodpecker



Azure Bluebird



Whiskered Screech-owl



Sulphur-bellied Flycatcher



Mexican Jay



Elegant Trogon



Arizona treefrog



Hoary bat



Stripped Plateau Lizard

PACKAGE 4

SCOPE:

Giant Splashpad Animals of 3 Species, (Not to exceed \$36,000)

Description- These sculptures will be climbed by the guests. They will be in chlorinated water and must be very strong, durable, scratch resistant and weatherproof. It should be whimsical, fun, and set the scene for the pond. They should be safe to accommodate children slipping off, no points or sharp edges.

(See "Examples of Splashpad Animals"- Appendix 4A,

Materials- Suggested materials are FRP, resin and fiberglass combination. Some sculptures need to have structural reinforcement for strength and stainless steel hardware for mounting. The artist is responsible for design, fabrication, engineering and installation.

See "Suggested Colors for Painting the Animals Requested"-Appendix 4B,

Placement on site-See Appendix 1


List of species-

American bullfrog 3' long :

Red – eared slider turtle 3' long :

Flamingo 6' tall :

Appendix 4, Site Placement



Appendix 4A, Examples of Splashpad Animals





Appendix 4B, Colors for Painting the Animals Requested



American Bullfrog, *Rana catesbeiana*



Red-eared slider



Chilean Flamingo



PACKAGE 5

SCOPE:

Giant Animals, 3 Species, (Not to exceed \$36,000)

Description- These sculptures will be climbed by the guests. They must be very strong, durable, and scratch resistant. They should be whimsical, fun, and set the scene for the exhibit. They must be safe, no trip hazards, sharp points or edges.

See "Examples of Giant Animals Sculptures"- Appendix 5A

Materials- Suggested materials are FRP, resin and fiberglass combination. Some sculptures need to have structural reinforcement for strength and stainless steel hardware for mounting. The artist is responsible for the design, fabrication, engineering and installation.

See "Color Examples for the Animals Requested"-Appendix 5B

Placement on site-See Appendix 5


List of species-

American burying beetle 4' long :


Hellbender 6' long :

Prairie dog 6' tall?

Appendix 5, Site Placement



Appendix 5A, Examples of Giant Animals Sculptures



Appendix 5, Color Examples for the Animals Requested”



Prairie Dog



American Burying Beetle



Eastern Hellbender

PACKAGE 6

SCOPE:

Life-sized Accessible Animal Sculptures of Eight Species (Not to exceed \$59,000)

Description-These sculptures are meant to be touched by the guests. They will be life-sized, realistic in style and depict a realistic behavior of the animals. They need to have texture of fur, feathers, etcetera so guests without sight can picture the animal in their minds-eye. They have to be strong, durable and hold up to a million plus people touching them a year. They will need a means to mount them to a foundation or deck with stainless steel hardware. (The color - to be determined)

See "Examples of Life-sized Accessible Animals"-Appendix 6A

Materials- Suggested materials are coated ABS plastic with steel reinforcement or coated polyurethan with steel reinforcement. The artist is responsible to the design, fabrication, engineering, and installation.

Placement on site-See Appendix 6

List of species and sizes-

Chilean Flamingo, Size=43" high

Prairie Dog, Size=12" length

Mara, Size=27.5 with 1.5" more for the tail

River Otter, Size=2.5' length

Baby Doll Sheep, Size=18" at shoulder

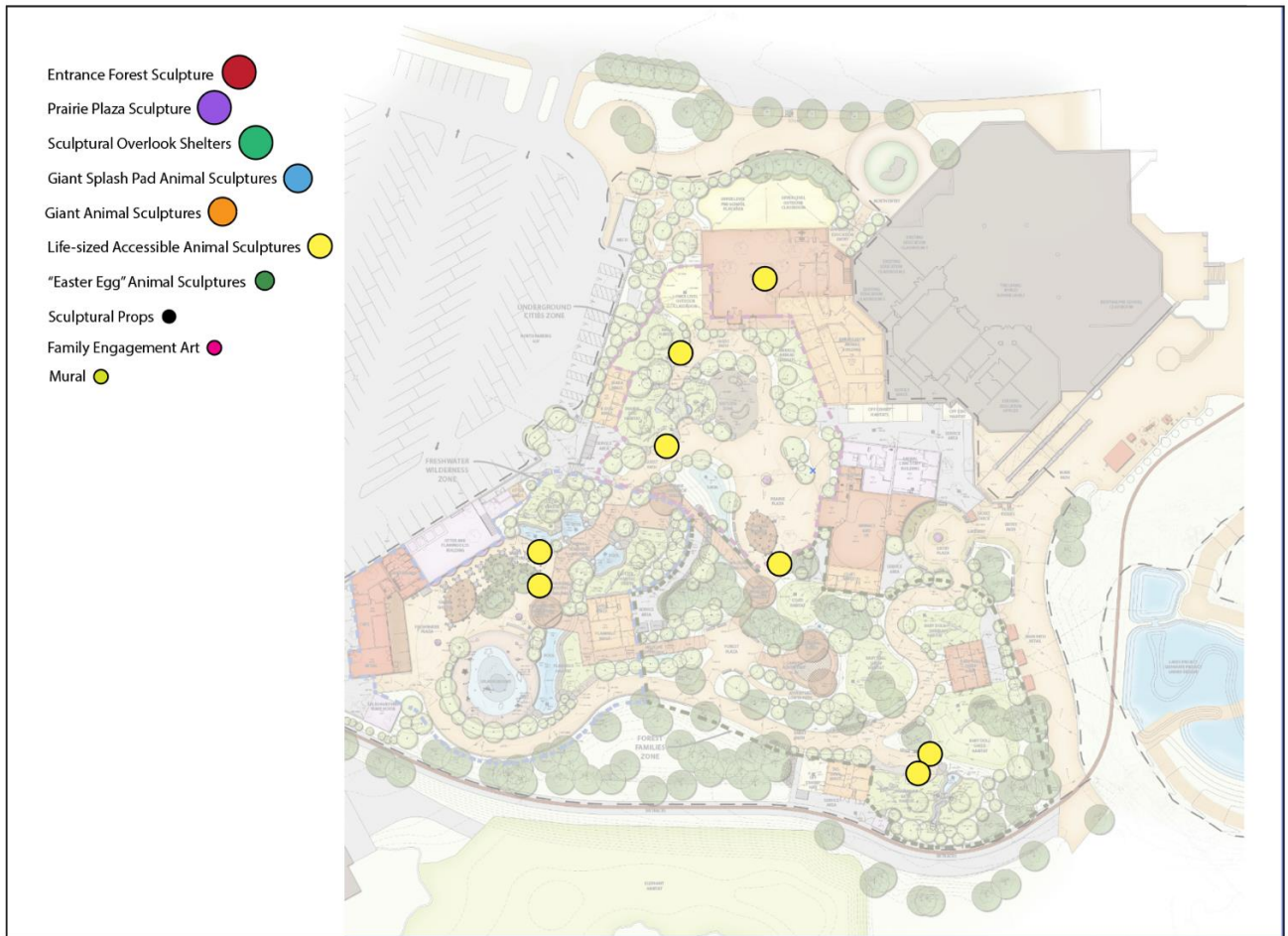
Coati, Size=16"

Tasmanian Devil, Size=22" length with 10" more for the tail

American Red Wolf, Size= 38" length, 24" at the shoulder

See "Color Examples for the Animals Requested"-Appendix 6B


Appendix 6, Site Placement



Appendix 6A, Examples of Life-sized Accessible Animals



Appendix 6B, Color Examples for the Animals Requested



Chilean Flamingo



Prairie Dog



Mara



North American River Otter



Baby Doll Sheep



White Nosed Coati





Tasmanian devil



Red wolf