

HZL-80HP-A

JUKI

Inspiring Functions



HZL-80HP-A



Instruction DVD
Included

197 Sewing Patterns including 1 Font of Letters



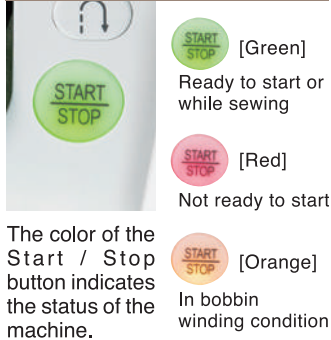
Sew Comfortably!

Auto Needle Threader




The needle threader easily threads the needle and allows you to start sewing quickly.

Start/Stop Button



The color of the Start / Stop button indicates the status of the machine.

Reverse Stitch, Reinforcement Stitch



HZL-H series can sew a lock stitch at the beginning and end of sewing. There are two types of lock stitch, reverse stitch and reinforcement stitch.


Direct Pattern Selection



There are 10 types of stitch patterns, from which you can choose one by directly pushing the pattern button.

Sew Firm!

Needle Up/Down Position Button



Press the button to change up/down position of needle instantly. Also you can change needle stop position and can even sew a half stitch.

Buttonhole



HZL-H series sews the buttonhole automatically according to the size of the button.

Presser Foot Pressure



When sewing thin or thick fabrics, you can get comfortable feed.



HZL-80HP-A

■ SPECIFICATIONS

Sewing Speed : Max. 800sti/min
 Needle : HA×1 #9~#18
 Dimensions : 400(W)×290(H)×188(D)mm
 Weight (machine only) : 5.8kg

Other Features

- Free Arm
- Drop-in Bobbin
- Drop Feed
- Easy to Start Sewing Thick Fabrics
- Button Sewing

Accessories



A: Standard Presser Foot B: Zipper Foot C: Decorate Stitch Foot
 D: Overcasting Foot E: Blind Stitch Foot F: Button Sewing Foot
 G: Buttonhole Foot H: Seam Ripper/Brush I: Screwdriver (S)
 J: Screwdriver (L-shape) K: Auxiliary Spool Pin L: Bobbin (3x) M: Quilt Guide
 N: Spool Cap (Large) O: Spool Cap (Small) P: Spool Pin Felt Q: Pack of Needles (3x)



Hard Case



Foot Controller

Easy to Use!

The Current Setting is Very Visible



You can change the size of stitch patterns as well as the needle positions.

Letters and One Point Stitch Patterns



HZL-80 series can sew both letters and patterns. Also you can memory letters and one unit of the pattern as you desire.

Quick Reference Plate



JUKI

JUKI CORPORATION

2-11-1, TSURUMAKI, TAMA-SHI, TOKYO
 206-8551, JAPAN
<http://www.juki.co.jp>

