

## Technology Features

- LCD Color Touch Screen
  - Shows 260,000 colors
  - Measures 7" diagonally
  - Clock and Date
- Guide Beam and Needle Beam for precision alignment of stitches
  - Class 1 Laser Product (IEC60825-1:2007)
- Sensor Pen allows you to set preferences:
  - Set a guideline for sewing
  - Select the needle position location
  - Select custom zigzag widths
  - Choose an ending point on the fabric for stitches to stop sewing
  - See the needle position location for embroidery
  - Select precise placement for embroidery designs
- Enhanced Stadium Lighting™ for brighter true color LED lighting of 10" around the needle
- 2 USB drives: 1 (Type A) drive, 2.0 connects with a mouse, hub, flash drives and CD-ROM drives and 1 (Type B) USB direct connect to a PC
  - Access designs stored in folders when using USB Type A
- NeverMiss™ Threading System
- Automatic thread cutter
- Quick-Set, Top-Loading bobbin with sensor
- Quick-Set Independent bobbin winding system with variable speed
- Digital Dual-Feed System ensures utmost fabric control when feeding layers or difficult fabric types
- Automatic sensors
  - Thread tension control makes tension adjustments for accurate stitches
  - Upper and lower thread sensors to alert when threads run out
  - On-screen hoop sensor to recommend size of hoop
- Embroidery speed up to 1,050 spm

## Embroidery Features

- Built-in embroidery design library
  - 266 Embroidery designs built-in
  - 166 Baby Lock exclusive designs
  - 12 Floral vine alphabet accents and frame patterns
  - 13 Bobbin work designs
- 140 Frame combinations
- 19 Font styles including
  - Exclusive script alphabet characters
  - Large floral vine alphabet
- Embroiders up to 7" x 12" (180mm x 300mm) embroidery field
- Memory capacity 2MB
- Reads embroidery designs with a stitch capacity of up to 500,000 stitches per design
- Color Touch Screen shows:
  - Design placement using drag and drop capabilities
  - Estimated embroidery time display and stitch count
  - Needle advancement (1, 10, 100 or 500 stitch increments)
  - Measurements displayed in inches or metrics
  - Color separation
  - Thread color indicator
  - On-screen hoop size indicator
  - Low bobbin thread indicator
  - 300 color names
- Embroidery speed up to 1,050 spm
- 9-point trial check points
- Starting point key for instant alignment of characters or patterns
- Alternate bobbin case for pre-wound bobbins
- Customize embroidery pattern and thumbnail background colors (66 options)
- Resume feature
- On-screen grid
- Cuts jump stitches (with on/off capability)
- Stitch Count System – .SCS

## Embroidery Editing Features

- Combine embroidery designs on screen
- Character/text array function
- Character spacing
- 1°, 10°, and 90° Pattern rotation
- Design enlargement (up to 20%)
- Design reduction (up to 10%)
- Automatic appliqué
- Automatic basting
- Mirror imaging
- Change color selections within designs
- Color sorting on border designs
- Monochrome option for embroidery designs
- Programmable custom thread color selection

## Sewing Features

- 573 Built-in stitches including
  - 137 Utility with 14 one-step buttonhole styles
  - 283 Decorative
  - 20 Satin
  - 61 Decorative satin
  - 14 Cross
  - 58 Combinable Utility
- 5 Built-in alphabets
- Maximum utility stitch width: 7mm
- Stitch length 0.0mm - 5.0mm
- Digital Dual-Feed System ensures all layers feed evenly
- Automatic Fabric Sensor System adjusts presser foot pressure and tension to deliver perfect stitch
- Advanced Pivoting Feature
- Ergonomic hands-free presser foot lift with extra high setting 10mm automatic and 13mm manual
- 11.25" Workspace to the right of the needle
- LED lights illuminate 10" around the needle
- Sewing speed up to 1,050
- Automatic drop feed



LBSP-BLTY

8/12

## Convenience Features

- Convenient one-touch buttons for
  - Start/Stop
  - Reverse sewing
  - Reinforcement stitch
  - Needle up/down
  - Thread cutter
  - Automatic presser foot lift
  - Auto threading
- Needle plate with scale in inches and centimeters
- Additional seam markings on bobbin cover for needle position preference
- Free arm
- Two accessory storage compartments

## Advanced Sewing Features

- Utility stitch editing capabilities
- Stores personal stitch settings for each Utility stitch on machine
- Decorative stitch editing capabilities
  - Back to the Beginning key, returns to the beginning of a decorative stitch pattern
  - Edit and combine Character/Decorative stitches
  - 24 Memory Pockets for Character/Decorative stitches equaling 1 MG
  - Store additional stitch combinations on your PC using the 2 USB ports
- Mirror-image capability for stitches
- Lock key for stitches keeps current settings
- 57 Variable needle positions
- Programmable needle up/down
- Upper and lower thread sensors to alert when threads are broken
- Lateral and diagonal feeding
- Fully automatic built-in darning
- Twin needle settings

## Additional Information

- Language conversion capabilities (13 languages)
- Warranty (25-year limited, 10-year parts, 5-year computer circuit, 5-year electrical, 1-year labor)
- Optional Gold Standard Comprehensive Care Program

## Instructional and Help Resources

- Built-in Help Messages
- Built-in Operational Guide
- Built-in Sewing Application Guide

## Downloadable software from www.babylock.com

- Your machine will stay current with future upgrades via USB connection

## Included Accessories

- Sensor Pen and Holder
- Touch pen (stylus)
- USB cable
- Knee lift
- 12 Presser feet
  - Digital Dual-Feed System Foot
  - Buttonhole
  - Overcasting
  - Monogramming
  - Zipper
  - Zigzag
  - Blind stitch
  - Button fitting
  - Straight stitch foot
  - Embroidery foot with LED pointer
  - 1/4" Quilting foot with a guide
  - Free-motion open toe quilting
- Alternate bobbin case for use with pre-wound bobbins
- Specialty bobbin case for bobbin work
- Cord guide bobbin cover
- Straight stitch needle plate
- Soft cover for machine
- Bobbins
- Spool cap assortment
- Seam ripper
- Twin needle
- Embroidery bobbin thread
  - 7" x 12" (180mm x 300mm)
  - 5" x 7" (130mm x 180mm)
- Plus more

# Unity Embroidery & Sewing Machine



**baby lock**

**FOR THE LOVE OF SEWING**





## Presenting the Unity

Your sewing and embroidery journeys become one with the Baby Lock Unity. Innovative features powered by Baby Lock IQ Technology™ enhance your creative journey. IQ Technology™ is what makes Baby Lock machines so smart and efficient. You tell the Baby Lock Unity what you want to accomplish and IQ Technology™ works with the “brain” of the machine to achieve your desired results. Remember to look for the IQ icon next to descriptions of these easy-to-use features.

Precision-dedicated, IQ powered features, a large workspace and many convenient features such as the NeverMiss™ Automatic Needle Threader help blend your love of sewing and embroidery with the Baby Lock Unity.

For the love of sewing.

 Baby Lock IQ™ Technology Icon

### Key Embroidery and Sewing Features



#### Color LCD Touch Screen

Clearly see the details of your designs, quickly set the correct stitch, and change your machine settings on the large, color LCD. This screen measures 7" diagonally and displays up to 260,000 colors so you will know what your designs and stitches really look like before you sew.




#### Digital Dual-Feed System

The new Digital Dual-Feed System makes it easy to achieve consistent stitches. Whether feeding a difficult fabric or multiple, thick layers the Digital Dual-Feed System will keep the fabric feeding evenly for complete control.



#### Guide Beam for Sewing

Pave your stitching path with a beam of light. The Guide Beam makes continuous stitching easy to keep straight.



#### Needle Beam for Embroidery

The Needle Beam highlights the exact needle position on the fabric to ensure perfect design placement.




#### Sensor Pen for Sewing

Tell the machine exactly where you want the needle and stitches aligned. A quick touch by the Sensor Pen designates stitch width, placement and a stopping point on the fabric.



#### Sensor Pen for Embroidery

Use the Sensor Pen to assign the design positioning and placement. Simply touch the fabric with the Sensor Pen and the Unity knows where to place the design.




#### Quick-Set, Top-Loading Bobbin

The top-loading bobbin case lets you focus on your sewing. It's jam-proof. The quick-set bobbin puts the thread right where you need it.



#### Push Buttons and Large Workspace

Convenient push-button features give you more freedom to focus on your project. Raise and lower the needle or presser foot, cut threads, reinforce stitches and thread your needle with the push of a button. Pair this with a large workspace (11.25" to the right of the needle) and you'll be ready for projects of all sizes.



#### NeverMiss™ Automatic Needle Threader

The NeverMiss Automatic Needle Thread does exactly what it promises. It's never been this fast or easy—the Unity threads your needle with little more than the push of a button.



#### Ergonomic, Hands-free Presser Foot Lift

Raise the presser foot by simply moving the attachable lever with your knee. This leaves both of your hands free for extra control on detailed stitches.

