

Amelia, Glazed Porcelain.

A warm and welcoming atmosphere wrapped in natural earthy tones.



Amelia, Glazed Porcelain.

Engaging layers of stone.

The World of Anatolia

Passionate, dedicated and driven to bring together truly exceptional products that embody modernity, innovation and refinement. Anatolia provides its partnering customers across the world access to an extensive inventory as well as superior service, establishing itself among the largest tile and stone brands in the world.

anatolia

Colors at a glance



Mist



Smoke




Carbon



Earth

Formats at a glance



18 x 36 in / 45 x 90 cm
Rectified
Matte




12 x 24 in / 30 x 60 cm
Polished Rectified
Matte Pressed

Trim



3 x 12 in / 7.1 x 30 cm
Bullnose
Polished / Matte

Mosaics



2 x 2 in / 5 x 5 cm
Basketweave Mosaic
Matte



18 x 36 in / 45 x 90 cm Amelia Mist Matte Rectified Glazed Porcelain Tile



Amelia, Mist



18 x 36 in / 45 x 90 cm
Rectified
Matte 4500-0024-0



12 x 24 in / 30 x 60 cm
Polished Rectified 4500-0026-0
Matte Pressed 4500-0025-0

Trim



3 x 12 in / 7.1 x 30 cm
Bullnose
Polished 4502-0006-0
Matte 4502-0005-0

Mosaics



2 x 2 in / 5 x 5 cm
Basketweave Mosaics
Matte 4501-0003-0



12 x 24 in / 30 x 60 cm image variations

Amelia, *Smoke*



18 x 36 in / 45 x 90 cm
Rectified
Matte 4500-0029-0



12 x 24 in / 30 x 60 cm
Polished Rectified 4500-0031-0
Matte Pressed 4500-0030-0

Trim



3 x 12 in / 7.1 x 30 cm
Bullnose
Polished 4502-0008-0
Matte 4502-0007-0

Mosaics



2 x 2 in / 5 x 5 cm
Basketweave Mosaics
Matte 4501-0004-0




12 x 24 in / 30 x 60 cm image variations

Amelia, *Carbon*



18 x 36 in / 45 x 90 cm
Rectified
Matte 4500-0016-0



12 x 24 in / 30 x 60 cm
Polished Rectified 4500-0018-0
Matte Pressed 4500-0017-0

Trim



3 x 12 in / 7.1 x 30 cm
Bullnose
Polished 4502-0002-0
Matte 4502-0001-0

Mosaics



2 x 2 in / 5 x 5 cm
Basketweave Mosaics
Matte 4501-0001-0



12 x 24 in / 30 x 60 cm image variations

Amelia, *Earth*



18 x 36 in / 45 x 90 cm
Rectified
Matte 4500-0020-0



12 x 24 in / 30 x 60 cm
Polished Rectified 4500-0022-0
Matte Pressed 4500-0021-0

Trim



3 x 12 in / 7.1 x 30 cm
Bullnose
Polished 4502-0004-0
Matte 4502-0003-0

Mosaics




2 x 2 in / 5 x 5 cm
Basketweave Mosaics
Matte 4501-0002-0



12 x 24 in / 30 x 60 cm image variations

The Anatolia difference
Unmatched elegance and unparalleled perfection.

Anatolia reinvents shapes and design compositions through refined color palettes, innovative graphical refinements and creative reinterpretations of traditional, cultural and trend led inspirations. Meticulous care is taken to enhance a product's formation through graphical and technical improvements at every step of the development and execution process. This leads to the most exquisite and discerning tile collections.





Technical Performance
Avant-garde design and attention to detail.

The goal of Anatolia's design department was to create the utmost elegant and sophisticated product, a perfect blend of functionality and style. New technical aspects, innovative shapes, and a new color palette were designed to represent the vibrant and lively nature of metropolitan city life, inspired by its culture and history.










Packaging information

Key logistical details including item codes and product specifications.

<i>Amelia Product & Packaging Information</i>														
	ACTUAL DIMENSIONS	THICKNESS	CARBON ITEM CODE	EARTH ITEM CODE	MIST ITEM CODE	SMOKE ITEM CODE	LBS BOX	KGS BOX	PCS BOX	SOFT BOX	M ² BOX	BXS SKID	SOFT SKID	M ² SKID
18 x 36 in / 45 x 90 cm AMELIA MATTE RECTIFIED GLAZED PORCELAIN TILE	450 x 900 mm	11 mm	4500-0016-0	4500-0020-0	4500-0024-0	4500-0029-0	63.08	28.61	3	12.94	1.18	25	323.5	29.5
12 x 24 in / 30 x 60.1 cm AMELIA MATTE PRESSED GLAZED PORCELAIN TILE	300 x 601 mm	9.8 mm	4500-0017-0	4500-0021-0	4500-0025-0	4500-0030-0	67.77	30.74	8	16	1.44	32	512	46.08
12 x 24 in / 30 x 60 cm AMELIA POLISHED RECTIFIED GLAZED PORCELAIN TILE	300 x 600 mm	9.8 mm	4500-0018-0	4500-0022-0	4500-0026-0	4500-0031-0	68	30.84	8	15.34	1.37	32	490.88	43.84
MOSAIC														
2 x 2 in / 5 x 5 cm AMELIA BASKETWEAVE MATTE GLAZED PORCELAIN MOSAIC	300 x 300 mm	9.7 mm	4501-0001-0	4501-0002-0	4501-0003-0	4501-0004-0	42.9	19.46	10	10	0.9	48	480	43.2
TRIMS														
3 x 12 in / 7.1 x 30 cm AMELIA MATTE GLAZED PORCELAIN BULLNOSE	71 x 300 mm	9.7 mm	4502-0001-0	4502-0003-0	4502-0005-0	4502-0007-0	21	9.53	20	N/A	N/A	119	2380 PCS	
3 x 12 in / 7.1 x 30 cm AMELIA POLISHED GLAZED PORCELAIN BULLNOSE	71 x 300 mm	9.7 mm	4502-0002-0	4502-0004-0	4502-0006-0	4502-0008-0	21	9.53	20	N/A	N/A	119	2380 PCS	

Technical information

Tile collection performance based on industry standards.

<i>Technical Information</i>			
	WATER ABSORPTION	ANSI / ISO - (%)	< 0.5%
	ABRASION RESISTANCE	ANSI / ISO	CLASS 4
	SCRATCH HARDNESS	ANSI / ISO - (Mohs)	6 7
	BREAKING STRENGTH	ANSI - (lbf) ISO - (N)	> 292 > 1200
	SHADE VARIATION		V3
	SLIP RESISTANCE	ANSI - DCOF (WET) ISO - R VALUE	POLISHED ≥0.42 DRY (ID) POLISHED R(-) MATTE ≥0.50 (ID, IW, IW+) MATTE R10
	CHEMICAL RESISTANCE	ANSI / ISO	CLASS B CLASS A
	STAIN RESISTANCE	ANSI / ISO	CLASS B CLASS 4 CLASS A CLASS 5
	FROST RESISTANCE	ANSI / ISO	PASS

Test values are based on ANSI / ISO standards according to: ANSI A137.1 - Porcelain tile P1 Class, ISO 13006 - G - Bia Group, En 14411 - G - Bia Group. Variances in test values can occur in different production lots.

Usage recommendations

Anatolia's recommendations for suitable applications.

<i>Usage Recommendations*</i>		POLISHED GLAZED PORCELAIN		MATTE GLAZED PORCELAIN	
APPLICATION		WALL	FLOOR	WALL	FLOOR
INTERIOR	RESIDENTIAL	•	ID	•	ID, IW, IW+
	COMMERCIAL	•	ID	•	ID, IW, IW+
	HEAVY COMMERCIAL	•		•	
EXTERIOR	RESIDENTIAL / COMMERCIAL	•		•	

* These recommendations are not defined by ANSI/ISO standards.

DCOF Classifications per ANSI A326.3: (ID): Interior, Dry (IW): Interior, Wet (IW+): Interior, Wet Plus (EW): Exterior, Wet (O/G): Oils/Greases

* Factors other than the noted DCOF result must also be taken into consideration. Such factors include, but are not limited to, expected contaminants, drainage, surface texture, effect of structure on the DCOF measurement, number of grout joints, traction-enhancing features, and intended use in addition to the other criteria noted in standard ANSI A326.3

The World of Anatolia

We are a constellation of people and places. Get in touch.

CANADA
TORONTO HEAD OFFICE,
SHOWROOM AND DISTRIBUTION
CENTER

8300 Huntington Road
Vaughan, ON, L4H 4Z6
Canada

info@anatolia.com

Tel: +1 905 771 3800
Toll free tel: 1 877 311 3434
Fax: +1 905 771 6300
Fax: +1 866 324 1838

USA
SAVANNAH OFFICE, SHOWROOM
AND DISTRIBUTION CENTER
Anatolia (USA) Inc.
Tel: +1 877 311 3434

SAVANNAH WAREHOUSE #1
202 International Trade Pkwy
Port Wentworth, GA, 31407
USA
Tel: +1 912 438 5167

SAVANNAH WAREHOUSE #2
250 International Trade Pkwy
Port Wentworth, GA, 31407
USA
Tel: +1 912 438 5167

TURKIYE
IZMIR OFFICE, SHOWROOM
AND DISTRIBUTION CENTRE

Aliağa Organize Sanayi Bölgesi
Çoraklar Mah. 5000 Sk. No: 34
35800 Aliağa, İzmir,
Türkiye
Tel: +90 232 520 7300

REGIONAL OFFICES
TURKIYE
Oguzhan Mah. Hoca Ahmet Yesevi Cad.
Ada Plaza No:7 Kat:3 Daire:19
15300 Bucak, Burdur,
Türkiye

CHINA
Room 517 Yi Shu Da Lou Ji Hua 4 Road
Chan Cheng District, Foshan City
Guang Dong Province, 528000
China

INDIA
206 - Pacific Business Park
Mahendra Nagar (Part)
8/A - National High Way
Morbi, Gujarat, 363642
India

USA
Anatolia (USA) Inc.
131 Crosslake Park Dr., Suite 203
 Mooresville, NC, 28117
USA
Tel: +1 877 311 3434

Credits

ART DIRECTION
AND GRAPHIC DESIGN
Juma

Partnerships and Associations



Discover more at
anatolia.com

