

CERAMIC + PORCELAIN 2025

NEW PERSPECTIVES
ON CONTEMPORARY SURFACES.

anatolia



THE WORLD OF ANATOLIA

CANADIAN ORIGINS, GLOBAL PERSPECTIVE.

PREMIUM QUALITY, CREATIVE DESIGNS,
AND PATENTED TECHNOLOGY REPRESENT ANATOLIA'S
LEADERSHIP IN THE SURFACES INDUSTRY.

With a deep commitment to excellence, Anatolia stands as a proud Canadian company dedicated to delivering extraordinary products that seamlessly blend modernity, innovation, and sophistication. We are driven by a passion for curating exceptional collections that embody refinement. Through our global network of partnerships, Anatolia offers access to an extensive inventory and unparalleled service, solidifying our position as one of the foremost leaders in the surfaces industry worldwide.

STONE INSPIRATION 12
Artifact 14, Coliseo 18, Davenport 22,
La Marca 28, Lumino 74, Mayfair 96,
Mjörk 138, Nord 144, Plata 150,
Raffino 156

CONTEMPORARY INSPIRATION 166
Ceraforge 168, Industria 174,
Linea 180, Locale 186, Nexus 190,
Prima 196, Soho 202, Station 236

WOOD INSPIRATION 244
Aspen 246

ARTISAN INSPIRATION 252
Form 254, Geometra 262, Marlow 270,
Tapestri 276, Teramoda 284

TEXTILE INSPIRATION 294
Belgian Linen 296

ACCESSORIES 304
Marmiline 306, Surface Protection 312

APPENDIX 318
Technical and packaging specifications 320,
Usage recommendations 330,
Installation instructions 332,
Care and maintenance 333, Warranty 334



HERITAGE

A FAMILY LEGACY. A STORY OF COMMITMENT, EXPERTISE,
AND SOLID PRINCIPLES, WHERE TRADITION MEETS MODERNITY
AND TECHNICAL INNOVATION.



The story of Anatolia is a deep legacy of design, innovation, and excellence, whose foundation was laid in Türkiye dating back to 1933, with family patriarch Bekir Elmaagacli. Incorporated in Canada in 1995, Cengiz Elmaagacli, the founder, and his siblings Bekir and Berrin lead the company sharing CEO responsibilities: a family spirit that proudly places priority on honesty, integrity, and respect. This constitutes the pillar of Anatolia’s long-term vision.

Anatolia’s unmatched lead times, expert logistics services and integrated online portal offer its partnering customers seamless live access to an extensive inventory as well as superior service. The online portal is fully integrated into Anatolia’s global supply chain and distributor network and ultimately becomes a synergistic extension of our customer’s own business and provides continuous access to one of the largest ready-to-ship inventories available worldwide.

Anatolia has six state of the art facilities totaling close to 5 million ft² / 465,000 m² of manufacturing, warehouse and distribution space. Anatolia’s mission is to become the world’s most revolutionary manufacturer and supplier of Tile, Stone, and Slabs, continually striving to make premium products accessible to everyone, regardless of their space or budget.



DESIGN

CREATIVITY AND SENSITIVITY FOR SHAPES AND MATERIALS,
TOGETHER WITH PREMIUM QUALITY AND PATENTED TECHNOLOGY.



Anatolia offers truly exceptional products that embody a carefully preserved heritage and a dynamic engagement with modernity and innovation. Through an endless range of true-to-nature, inspirational designs, Anatolia triggers a dialogue between design spaces and its surfaces, providing an incredible variety of visual stimuli. Colors, shapes, and original motifs trace the outline of Anatolia's DNA, discernible in a series of refined collections, and full of expressions of its intrinsic nature.

Every product has been designed in-house by Anatolia's Creative and Product Development Team, led by Cengiz's vision. This is a dynamic and dedicated group that constantly researches new trends and techniques, experimenting with cutting-edge applications of colors and effects on different materials, and developing innovative and original designs.



TECHNOLOGY

ANATOLIA IS AT THE FOREFRONT OF EVER-CHANGING TECHNOLOGIES AND INNOVATIONS.



The company's leadership in the surfaces industry is defined by its truly innovative products, which exemplify a harmonious blend of creativity, sophistication, and refinement. Anatolia's creative excellence combined with unique, top-of-the-line imaging and printing technology delivers unparalleled quality and realism. Meticulous quality control measures ensure that Anatolia delivers the highest product quality available in the industry.



STONE INSPIRATION

ARTIFACT 14, COLISEO 18, DAVENPORT 22, LA MARCA 28, LUMINO 74,
MAYFAIR 96, MJÖRK 138, NORD 144, PLATA 150, RAFFINO 156.

Artifact, *Glazed Porcelain*.
Harmonizing history and eternal sophistication
with the beauty of natural stone.



On the wall: 2 x 2 in / 5 x 5 cm Artifact Dawn Matte Glazed Porcelain Tile
On the floor: 13 x 13 in / 33 x 33 cm Artifact Dawn Matte Glazed Porcelain Tile

Colors at a glance


Blending timeless elegance with the rich heritage of natural stone, this collection captures a beauty that transcends eras.



Dawn



Fog



Sienna

12 x 24 / 30 x 60 cm image variations




Umber

Formats and finishes at a glance

The collection features a versatile range of formats, from elegant tiles to classic mosaics, thoughtfully designed to enhance any space with cohesive style.

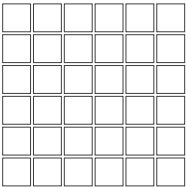


12 x 24 in / 30 x 60 cm
Pressed
Matte



13 x 13 in / 33 x 33 cm
Pressed
Matte

Mosaic



2 x 2 in / 5 x 5 cm
Mosaic
Matte

Usage recommendations*			
		MATTE GLAZED PORCELAIN	
APPLICATION		WALL	FLOOR
INTERIOR	RESIDENTIAL	•	ID, IW, IW+, EW*, O/G*
	COMMERCIAL	•	ID, IW, IW+, EW*, O/G*
	HEAVY COMMERCIAL	•	
EXTERIOR	RESIDENTIAL / COMMERCIAL	•	ID, IW, IW+, EW*, O/G*

Technical Information		
ABRASION RESISTANCE	ANSI / ISO	CLASS 4
SCRATCH HARDNESS	ANSI / ISO - (Mohs)	8
SHADE VARIATION		V3
SLIP RESISTANCE	ANSI - DCOF (WET)	MATTE ≥0.65 (ID, IW, IW+, EW*, O/G*)
	ISO - R VALUE	MATTE R10

For more details see technical and packaging information in the appendix

Coliseo, *Glazed Porcelain*.
Showcasing limestone's enduring strength
and nature's timeless artistry.



12 x 24 in / 30 x 60 cm Coliseo Platinum Matte Pressed Glazed Porcelain Tile

Colors at a glance

Capturing the raw beauty crafted by nature's slow, deliberate hand, creating a lasting tribute to its timeless allure.



Pearl



Desert



Platinum


12 x 24 / 30 x 60 cm image variations



Graphite

Formats and finishes at a glance


This collection presents a versatile array of formats, from spacious tiles to classic mosaics, offering a harmonious blend of style options for any design vision.



20 x 20 in / 50 x 50 cm
Pressed
Matte




12 x 24 in / 30 x 60 cm
Pressed
Matte



13 x 13 in / 33 x 33 cm
Pressed
Matte

Mosaic



2 x 2 in / 5 x 5 cm
Mosaic
Matte

Usage recommendations*			
		MATTE GLAZED PORCELAIN	
APPLICATION		WALL	FLOOR
INTERIOR	RESIDENTIAL	•	ID, IW, IW+, EW*, O/G*
	COMMERCIAL	•	ID, IW, IW+, EW*, O/G*
	HEAVY COMMERCIAL	•	
EXTERIOR	RESIDENTIAL / COMMERCIAL	•	ID, IW, IW+, EW*, O/G*

Technical Information		
ABRASION RESISTANCE	ANSI / ISO	CLASS 4
SCRATCH HARDNESS	ANSI / ISO - (Mohs)	8
SHADE VARIATION		V3
SLIP RESISTANCE	ANSI - DCOF (WET)	MATTE ≥0.65 (ID, IW, IW+, EW*, O/G*)
	ISO - R VALUE	MATTE R10

For more details see technical and packaging information in the appendix

Davenport, *Glazed Porcelain*.
Layered surfaces inspired in a compilation
of warm grey shades with nuanced veining.



12 x 24 in / 30 x 60 cm Davenport Mica Matte Pressed Tile



Fine chromatic gradients that stimulate the senses.

Colors at a glance


This collection is offered in a matte finish and four refined shades that capture the essence of the stone's character.



Ash




Earth



Ice

12 x 24 in / 30 x 60 cm image variations



Mica

Formats and finishes at a glance


This collection is offered in a range of formats and sizes including classic rectangular and squared forms along with coordinating bullnoses and basketweave mosaics.



16 x 32 in / 40 x 80 cm
Pressed
Matte



12 x 24 in / 30 x 60 cm
Pressed
Matte




13 x 13 in / 33 x 33 cm
Pressed
Matte

Trim



3 x 12 in / 7.1 x 30 cm
Bullnose
Matte

Mosaic



2 x 2 in / 5 x 5 cm
Basketweave Mosaic
Matte

Usage recommendations*		MATTE GLAZED PORCELAIN	
APPLICATION		WALL	FLOOR
INTERIOR	RESIDENTIAL	•	ID, IW, IW+
	COMMERCIAL	•	ID, IW, IW+
	HEAVY COMMERCIAL	•	
EXTERIOR	RESIDENTIAL / COMMERCIAL	•	

Technical Information		
ABRASION RESISTANCE	ANSI / ISO	CLASS 4
SCRATCH HARDNESS	ANSI / ISO - (Mohs)	8
SHADE VARIATION		V3
SLIP RESISTANCE	ANSI - DCOF (WET)	MATTE ≥0.50 (ID, IW, IW+)
	ISO - R VALUE	MATTE R10

For more details see technical and packaging information in the appendix

La Marca, *Glazed Porcelain*.
A comprehensive collection of the world's most premium
marbles personified in porcelain.



24 x 48 in / 60 x 120 cm La Marca Statuarietto Honed Rectified Tile



Colors at a glance

The elegance of natural stone in an ultra-realistic design. The best of the world's premium marble quarries perfectly executed in glazed porcelain.



Onyx Nuvolato



Statuario Nuovo



Calacatta Paonazzo




Statuarietto



Carrara Gioia



Arabescato



Nero Venato




Paradiso Argentio



Travertino Instrata

Formats and finishes at a glance


The versatility of marble designs and the extensive formats, colors, and finishes offered are perfect for a wide variety of styles and spaces.



32 x 32 in / 80 x 80 cm
Rectified
Polished / Honed



24 x 48 in / 60 x 120 cm
Rectified
Polished / Honed



24 x 24 in / 60 x 60 cm
Rectified
Polished / Honed



4 x 12 in / 9.8 x 30 cm
Rectified
Polished / Honed



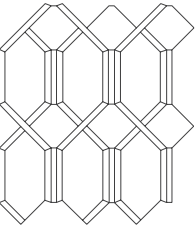
12 x 24 in / 30 x 60 cm
Rectified
Polished / Honed

Trim

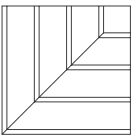


3 x 12 in / 7.1 x 30 cm
Bullnose
Polished / Honed


Mosaics



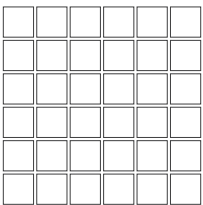
Modella Mosaic
Polished



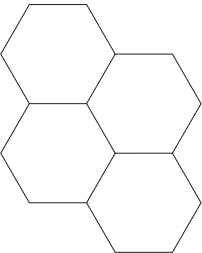
Picco Mosaic
Honed



2 in / 5 cm
Hexagon Mosaic
Polished / Honed



2 x 2 in / 5 x 5 cm
Mosaic
Honed



6 in / 15 cm
Hexagon Mosaic
Polished / Honed

La Marca, *Onyx Nuvolato*

With its translucent white shade variations, the Onyx Nuvolato evokes far and distant places, diffusing purity into a serene ambiance. The realism of this design is a result of state-of-the-art scanning, in-depth color remapping work, and meticulous printing reproduction.



32 x 32 in / 80 x 80 cm
Rectified
Polished / Honed



24 x 48 in / 60 x 120 cm
Rectified
Polished / Honed



24 x 24 in / 60 x 60 cm
Rectified
Polished / Honed



4 x 12 in / 9.8 x 30 cm
Rectified
Polished / Honed



12 x 24 in / 30 x 60 cm
Rectified
Polished / Honed

Trim



3 x 12 in / 7.1 x 30 cm
Bullnose
Polished / Honed

Mosaics



2 in / 5 cm
Hexagon Mosaic
Polished / Honed



2 x 2 in / 5 x 5 cm
Mosaic
Honed



6 in / 15 cm
Hexagon Mosaic
Polished / Honed

IMAGE VARIATIONS

This collection has a wide variety of tile facings by size to maximize the realism it can convey within a design space.

24 x 48 in / 60 x 120 cm
30 images

32 x 32 in / 80 x 80 cm
24 images

24 x 24 in / 60 x 60 cm
54 images

12 x 24 in / 30 x 60 cm
60 images



32 x 32 in / 80 x 80 cm image variations



La Marca, *Statuario Nuovo*

The precious natural design of one of the world's most premium marbles which is extracted from the Carrara area, in Italy. Elegant and recognizable, Statuario marble is an all-time favorite stone of artists and sculptors, for the creation of their masterpieces. This ultra-realistic reinterpretation of this noble marble is perfect for embellishing contemporary and transitional interiors.



32 x 32 in / 80 x 80 cm
Rectified
Polished / Honed



24 x 48 in / 60 x 120 cm
Rectified
Polished / Honed



24 x 24 in / 60 x 60 cm
Rectified
Polished / Honed



4 x 12 in / 9.8 x 30 cm
Rectified
Polished / Honed



12 x 24 in / 30 x 60 cm
Rectified
Polished / Honed

Trim



3 x 12 in / 7.1 x 30 cm
Bullnose
Polished / Honed

Mosaics



Modella Mosaic
Polished



Picco Mosaic
Honed



2 in / 5 cm
Hexagon Mosaic
Polished / Honed



2 x 2 in / 5 x 5 cm
Mosaic
Honed



6 in / 15 cm
Hexagon Mosaic
Polished / Honed

IMAGE VARIATIONS

This collection has a wide variety of tile facings by size to maximize the realism it can convey within a design space.

24 x 48 in / 60 x 120 cm
23 images

32 x 32 in / 80 x 80 cm
30 images

24 x 24 in / 60 x 60 cm
54 images

12 x 24 in / 30 x 60 cm
60 images



32 x 32 in / 80 x 80 cm image variations



24 x 48 in / 60 x 120 cm La Marca Statuario Nuovo Honed Rectified Tile



La Marca, *Calacatta Paonazzo*

A rich and articulated pattern characterizes the surface of Calacatta Paonazzo, inspired by the natural stone renowned for its white background crossed by golden-light brown veining. The main characteristic of the beautiful natural stone is its warm and unique color scheme which is executed perfectly in porcelain using meticulous attention to detail.



32 x 32 in / 80 x 80 cm
Rectified
Polished / Honed



24 x 48 in / 60 x 120 cm
Rectified
Polished / Honed



24 x 24 in / 60 x 60 cm
Rectified
Polished / Honed



4 x 12 in / 9.8 x 30 cm
Rectified
Polished / Honed



12 x 24 in / 30 x 60 cm
Rectified
Polished / Honed

Trim



3 x 12 in / 7.1 x 30 cm
Bullnose
Polished / Honed

Mosaics



Modella Mosaic
Polished



Picco Mosaic
Honed



2 in / 5 cm
Hexagon Mosaic
Polished / Honed



2 x 2 in / 5 x 5 cm
Mosaic
Honed



6 in / 15 cm
Hexagon Mosaic
Polished / Honed

IMAGE VARIATIONS

This collection has a wide variety of tile facings by size to maximize the realism it can convey within a design space.

24 x 48 in / 60 x 120 cm
30 images


32 x 32 in / 80 x 80 cm
30 images

24 x 24 in / 60 x 60 cm
54 images

12 x 24 in / 30 x 60 cm
60 images



32 x 32 in / 80 x 80 cm image variations



32 x 32 in / 80 x 80 cm La Marca Calacatta Paonazzo Honed Rectified Tile



La Marca, *Statuarietto*

A delicate veining, that has the power to complement luxurious decors both within traditional or contemporary spaces. The natural elegance and nobleness of natural stone expressed in the utmost faithful reinterpretation in glazed porcelain by leveraging the best imaging and printing technology.



32 x 32 in / 80 x 80 cm
Rectified
Polished / Honed



24 x 48 in / 60 x 120 cm
Rectified
Polished / Honed



24 x 24 in / 60 x 60 cm
Rectified
Polished / Honed



4 x 12 in / 9.8 x 30 cm
Rectified
Polished / Honed



12 x 24 in / 30 x 60 cm
Rectified
Polished / Honed

Trim



3 x 12 in / 7.1 x 30 cm
Bullnose
Polished / Honed


Mosaics



Modella Mosaic
Polished



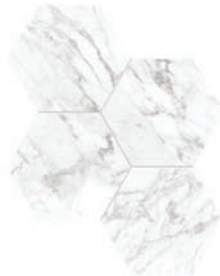
Picco Mosaic
Honed



2 in / 5 cm
Hexagon Mosaic
Polished / Honed



2 x 2 in / 5 x 5 cm
Mosaic
Honed



6 in / 15 cm
Hexagon Mosaic
Polished / Honed

IMAGE VARIATIONS

This collection has a wide variety of tile facings by size to maximize the realism it can convey within a design space.

24 x 48 in / 60 x 120 cm
30 images

32 x 32 in / 80 x 80 cm
36 images

24 x 24 in / 60 x 60 cm
54 images

12 x 24 in / 30 x 60 cm
60 images



32 x 32 in / 80 x 80 cm image variations



La Marca, *Carrara Gioia*

A compact pattern defines the delicate and beautiful veining of Carrara Gioia. An accurate reproduction of the iconic Carrara marble able to complement most interiors in a natural and ultra-realistic fashion. Beautiful and luxurious, Carrara Gioia features a bright white to grey color palette with subtle yet complementary soft blue-grey veining.



32 x 32 in / 80 x 80 cm
Rectified
Polished / Honed



24 x 48 in / 60 x 120 cm
Rectified
Polished / Honed



24 x 24 in / 60 x 60 cm
Rectified
Polished / Honed



4 x 12 in / 9.8 x 30 cm
Rectified
Polished / Honed



12 x 24 in / 30 x 60 cm
Rectified
Polished / Honed

Trim



3 x 12 in / 7.1 x 30 cm
Bullnose
Polished / Honed


Mosaics



Modella Mosaic
Polished



Picco Mosaic
Honed



2 in / 5 cm
Hexagon Mosaic
Polished / Honed



2 x 2 in / 5 x 5 cm
Mosaic
Honed



6 in / 15 cm
Hexagon Mosaic
Polished / Honed

IMAGE VARIATIONS

This collection has a wide variety of tile facings by size to maximize the realism it can convey within a design space.

24 x 48 in / 60 x 120 cm
30 images

32 x 32 in / 80 x 80 cm
30 images

24 x 24 in / 60 x 60 cm
54 images

12 x 24 in / 30 x 60 cm
60 images



32 x 32 in / 80 x 80 cm image variations



24 x 24 in / 60 x 60 cm La Marca Carrara Gioia Honed Rectified Tile

La Marca, *Arabescato*

Arabescato perfectly reinterprets the timeless beauty of the natural stone it's named after. Its unique patterns are perfectly executed with the best scanning, imaging and printing technology and presents marked and articulated veining together with subtle undertones, resulting in a beautifully rich surface perfect for ornamental works.



32 x 32 in / 80 x 80 cm
Rectified
Polished / Honed



24 x 48 in / 60 x 120 cm
Rectified
Polished / Honed



24 x 24 in / 60 x 60 cm
Rectified
Polished / Honed



4 x 12 in / 9.8 x 30 cm
Rectified
Polished / Honed



12 x 24 in / 30 x 60 cm
Rectified
Polished / Honed

Trim



3 x 12 in / 7.1 x 30 cm
Bullnose
Polished / Honed


Mosaics



Modella Mosaic
Polished



Picco Mosaic
Honed



2 in / 5 cm
Hexagon Mosaic
Polished / Honed



2 x 2 in / 5 x 5 cm
Mosaic
Honed



6 in / 15 cm
Hexagon Mosaic
Polished / Honed

IMAGE VARIATIONS

This collection has a wide variety of tile facings by size to maximize the realism it can convey within a design space.

24 x 48 in / 60 x 120 cm
30 images

32 x 32 in / 80 x 80 cm
30 images

24 x 24 in / 60 x 60 cm
54 images

12 x 24 in / 30 x 60 cm
60 images



32 x 32 in / 80 x 80 cm image variations



24 x 48 in / 60 x 120 cm La Marca Arabescato Honed Rectified Tile



La Marca, *Nero Venato*

Refined, classic and in line with the most current trends of interior design and decor: Nero Venato is a bold and sophisticated design ideal for elegant environments. The expressive character of the black marble is recreated with the ultimate design definition and printing technology. With its unique aesthetic, it highlights shapes enhancing architectural elements.



32 x 32 in / 80 x 80 cm
Rectified
Polished / Honed



24 x 48 in / 60 x 120 cm
Rectified
Polished / Honed



24 x 24 in / 60 x 60 cm
Rectified
Polished / Honed



4 x 12 in / 9.8 x 30 cm
Rectified
Polished / Honed



12 x 24 in / 30 x 60 cm
Rectified
Polished / Honed

Trim




3 x 12 in / 7.1 x 30 cm
Bullnose
Polished / Honed


Mosaics



2 in / 5 cm
Hexagon Mosaic
Polished / Honed



2 x 2 in / 5 x 5 cm
Mosaic
Honed



6 in / 15 cm
Hexagon Mosaic
Polished / Honed

IMAGE VARIATIONS

This collection has a wide variety of tile facings by size to maximize the realism it can convey within a design space.

24 x 48 in / 60 x 120 cm
20 images

32 x 32 in / 80 x 80 cm
20 images

24 x 24 in / 60 x 60 cm
36 images

12 x 24 in / 30 x 60 cm
40 images



32 x 32 in / 80 x 80 cm image variations



24 x 48 in / 60 x 120 cm La Marca Nero Venato Honed Rectified Tile



La Marca, *Paradiso Argento*

The earthy feeling of mid warm grey marble stone and its extraordinary effects, perfectly recreated in porcelain. The ultimate design definition, down to the slightest detail, brings out the expressive character of this natural stone design. A graphic which is suitable for various contemporary and transitional decors.



32 x 32 in / 80 x 80 cm
Rectified
Polished / Honed



24 x 48 in / 60 x 120 cm
Rectified
Polished / Honed



24 x 24 in / 60 x 60 cm
Rectified
Polished / Honed



4 x 12 in / 9.8 x 30 cm
Rectified
Polished / Honed



12 x 24 in / 30 x 60 cm
Rectified
Polished / Honed

Trim



3 x 12 in / 7.1 x 30 cm
Bullnose
Polished / Honed


Mosaics



Modella Mosaic
Polished



Picco Mosaic
Honed



2 in / 5 cm
Hexagon Mosaic
Polished / Honed



2 x 2 in / 5 x 5 cm
Mosaic
Honed



6 in / 15 cm
Hexagon Mosaic
Polished / Honed

IMAGE VARIATIONS

This collection has a wide variety of tile facings by size to maximize the realism it can convey within a design space.

24 x 48 in / 60 x 120 cm
20 images

32 x 32 in / 80 x 80 cm
18 images

24 x 24 in / 60 x 60 cm
36 images

12 x 24 in / 30 x 60 cm
40 images



32 x 32 in / 80 x 80 cm image variations



La Marca, *Travertino Instrata*

The warm and inviting earthy tones of Travertino Instrata have a rich color range of creamy-whites, soft beiges and layered chocolate browns, with unique veins and markings. Its multi-layered appearance makes it perfect for modern architectures and contemporary scenarios.



24 x 48 in / 60 x 120 cm
Rectified
Polished / Honed



12 x 24 in / 30 x 60 cm
Rectified
Polished / Honed



4 x 12 in / 9.8 x 30 cm
Rectified
Polished / Honed

Trim



3 x 12 in / 7.1 x 30 cm
Bullnose
Polished / Honed

Mosaics



2 in / 5 cm
Hexagon Mosaic
Polished / Honed



2 x 2 in / 5 x 5 cm
Mosaic
Honed



6 in / 15 cm
Hexagon Mosaic
Polished / Honed

IMAGE VARIATIONS

This collection has a wide variety of tile facings by size to maximize the realism it can convey within a design space.

24 x 48 in / 60 x 120 cm
12 images

12 x 24 in / 30 x 60 cm
56 images



24 x 48 in / 60 x 120 cm image variations



24 x 48 in / 60 x 120 cm La Marca Travertino Instrata Honed Rectified Tile





La Marca, *Modella Mosaics*

Modella's transitional look derives from thin contrasting lines, elongated hexagons, and a polished finish. The repeating pattern adds an expressive element connected to both classical and modern decors.



Statuarietto



Statuario Nuovo



Paradiso Argento




Arabescato



Calacatta Paonazzo



Carrara Gioia




Statuarietto



Paradiso Argento

La Marca, *Picco Mosaics*

Picco’s contemporary pattern combines selective La Marca colors and finishes together in one mosaic giving it both an alluring and sophisticated design. Furthermore, the pattern was developed to allow for a wide variety of patterns depending on the positioning and cutting of the mosaic. Anatolia has provided a few suggestions on what can be created with this modular approach.



Arabescato



Calacatta Paonazzo



Carrara Gioia



Statuario Nuovo



La Marca Paradiso Argento Picco Honed Mosaic



La Marca Paradiso Argento Picco Honed Mosaic

La Marca, *Key highlights*

The elegance and allure of marble's natural and timeless beauty is brought to life in this exclusive collection. It captures the world's finest marbles from the most premium quarries in an ultra-realistic design that is perfectly executed in glazed porcelain. Highly refined graphics and the abundance of image variations convey the sophistication and elegance of natural marble and emphasizes the considerable value of the collection.

La Marca is comprehensive and versatile with a wide selection of premium designs, refined colors, compelling formats and variability of sizes. Field tiles are offered in both polished and honed finishes with rectified edges which are suitable for wall, floor, residential and commercial applications. The mechanically honed finish, in particular, minimizes reflections and gives an ultra-realistic and natural looking finish. Also available are complementary and exclusive decorative mosaics and coordinating trim pieces.

The beautiful La Marca marble designs have been fused together in specialized waterjet mosaic shapes and patterns to create versatile and elegant mosaics that complement the overall look of this collection. The designs are unique and leverage neutral tones which are suitable for a variety of contemporary and transitional interior design styles.

Usage recommendations*					
		POLISHED GLAZED PORCELAIN		HONED GLAZED PORCELAIN	
APPLICATION		WALL	FLOOR	WALL	FLOOR
INTERIOR	RESIDENTIAL	•	ID	•	ID, IW, IW+
	COMMERCIAL	•	ID	•	ID, IW, IW+
	HEAVY COMMERCIAL	•		•	
EXTERIOR	RESIDENTIAL / COMMERCIAL	•		•	

Technical Information		
ABRASION RESISTANCE	ANSI / ISO	CLASS 4
SCRATCH HARDNESS	ANSI / ISO - (Mohs)	5
SHADE VARIATION		V2
SLIP RESISTANCE	ANSI - DCOF (WET)	POLISHED ≥ 0.42 DRY (ID) HONED ≥ 0.50 WET (ID, IW, IW+)
	ISO - R VALUE	POLISHED R(-) HONED R(-)

For more details see technical and packaging information in the appendix

Lumino, *Glazed Porcelain*.
A journey through refined elegance, artistry,
and timeless natural stone designs.



12 x 24 in / 30 x 60 cm Lumino Grigio Heritage Texture Pressed Glazed Porcelain Tile

Colors at a glance

The timeless allure of stone unfolds in a rich and luminous palette, capturing elegance in every surface.



Onyx



Bianco



Statuario



Calacatta



Ivory



Dune




Grigio



Carbon

Formats and finishes at a glance


This collection is offered in an exclusive array of three tile formats and a classic mosaic, designed to suit a variety of applications with elegance and versatility.



20 x 20 in / 50 x 50 cm
Pressed
Matte




12 x 24 in / 30 x 60 cm
Pressed
Matte / Heritage Texture



13 x 13 in / 33 x 33 cm
Pressed
Matte

Mosaic



2 x 2 in / 5 x 5 cm
Mosaic
Matte

Lumino, *Grigio*



20 x 20 in / 50 x 50 cm
Pressed
Matte



13 x 13 in / 33 x 33 cm
Pressed
Matte



12 x 24 in / 30 x 60 cm
Pressed
Matte



12 x 24 in / 30 x 60 cm
Pressed
Heritage Texture

Mosaic




2 x 2 in / 5 x 5 cm
Mosaic
Matte

This collection has a wide variety of tile facings by size to maximize the realism it can convey within a design space.

20 x 20 in / 50 x 50 cm
24 images

13 x 13 in / 33 x 33 cm
30 images

12 x 24 in / 30 x 60 cm
30 images




12 x 24 in / 30 x 60 cm image variations

Lumino, *Onyx*



20 x 20 in / 50 x 50 cm
Pressed
Matte



13 x 13 in / 33 x 33 cm
Pressed
Matte



12 x 24 in / 30 x 60 cm
Pressed
Matte



12 x 24 in / 30 x 60 cm
Pressed
Heritage Texture

Mosaic



2 x 2 in / 5 x 5 cm
Mosaic
Matte

IMAGE VARIATIONS

This collection has a wide variety of tile facings by size to maximize the realism it can convey within a design space.

20 x 20 in / 50 x 50 cm
30 images

13 x 13 in / 33 x 33 cm
30 images

12 x 24 in / 30 x 60 cm
30 images



12 x 24 in / 30 x 60 cm image variations

Lumino, *Bianco*



20 x 20 in / 50 x 50 cm
Pressed
Matte



13 x 13 in / 33 x 33 cm
Pressed
Matte



12 x 24 in / 30 x 60 cm
Pressed
Matte



12 x 24 in / 30 x 60 cm
Pressed
Heritage Texture

Mosaic




2 x 2 in / 5 x 5 cm
Mosaic
Matte

This collection has a wide variety of tile facings by size to maximize the realism it can convey within a design space.

20 x 20 in / 50 x 50 cm
24 images

13 x 13 in / 33 x 33 cm
30 images

12 x 24 in / 30 x 60 cm
30 images



12 x 24 in / 30 x 60 cm image variations

Lumino, *Statuario*



20 x 20 in / 50 x 50 cm
Pressed
Matte



13 x 13 in / 33 x 33 cm
Pressed
Matte



12 x 24 in / 30 x 60 cm
Pressed
Matte



12 x 24 in / 30 x 60 cm
Pressed
Heritage Texture

Mosaic



2 x 2 in / 5 x 5 cm
Mosaic
Matte


IMAGE VARIATIONS

This collection has a wide variety of tile facings by size to maximize the realism it can convey within a design space.

20 x 20 in / 50 x 50 cm
20 images

13 x 13 in / 33 x 33 cm
30 images

12 x 24 in / 30 x 60 cm
30 images



12 x 24 in / 30 x 60 cm image variations

Lumino, *Calacatta*



20 x 20 in / 50 x 50 cm
Pressed
Matte



13 x 13 in / 33 x 33 cm
Pressed
Matte



12 x 24 in / 30 x 60 cm
Pressed
Matte



12 x 24 in / 30 x 60 cm
Pressed
Heritage Texture

Mosaic



2 x 2 in / 5 x 5 cm
Mosaic
Matte

This collection has a wide variety of tile facings by size to maximize the realism it can convey within a design space.

20 x 20 in / 50 x 50 cm
30 images

13 x 13 in / 33 x 33 cm
30 images

12 x 24 in / 30 x 60 cm
30 images



12 x 24 in / 30 x 60 cm image variations

Lumino, *Ivory*



20 x 20 in / 50 x 50 cm
Pressed
Matte



13 x 13 in / 33 x 33 cm
Pressed
Matte



12 x 24 in / 30 x 60 cm
Pressed
Matte



12 x 24 in / 30 x 60 cm
Pressed
Heritage Texture

Mosaic



2 x 2 in / 5 x 5 cm
Mosaic
Matte

IMAGE VARIATIONS

This collection has a wide variety of tile facings by size to maximize the realism it can convey within a design space.

20 x 20 in / 50 x 50 cm
30 images

13 x 13 in / 33 x 33 cm
30 images

12 x 24 in / 30 x 60 cm
30 images



12 x 24 in / 30 x 60 cm image variations

Lumino, *Dune*



20 x 20 in / 50 x 50 cm
Pressed
Matte



13 x 13 in / 33 x 33 cm
Pressed
Matte



12 x 24 in / 30 x 60 cm
Pressed
Matte



12 x 24 in / 30 x 60 cm
Pressed
Heritage Texture

Mosaic



2 x 2 in / 5 x 5 cm
Mosaic
Matte

IMAGE VARIATIONS

This collection has a wide variety of tile facings by size to maximize the realism it can convey within a design space.

20 x 20 in / 50 x 50 cm
30 images


13 x 13 in / 33 x 33 cm
30 images

12 x 24 in / 30 x 60 cm
30 images




12 x 24 in / 30 x 60 cm image variations


Lumino, *Carbon*




20 x 20 in / 50 x 50 cm
Pressed
Matte



13 x 13 in / 33 x 33 cm
Pressed
Matte




12 x 24 in / 30 x 60 cm
Pressed
Matte



12 x 24 in / 30 x 60 cm
Pressed
Heritage Texture

Mosaic



2 x 2 in / 5 x 5 cm
Mosaic
Matte


IMAGE VARIATIONS

This collection has a wide variety of tile facings by size to maximize the realism it can convey within a design space.

20 x 20 in / 50 x 50 cm
24 images

13 x 13 in / 33 x 33 cm
30 images

12 x 24 in / 30 x 60 cm
21 images



12 x 24 in / 30 x 60 cm image variations



12 x 24 in / 30 x 60 cm Lumino Grigio Heritage Texture Pressed Glazed Porcelain Tile

Lumino, *Key highlights*

The Lumino collection exists in the realm of refined elegance, where artistry and craftsmanship intertwine. Exhibiting a plethora of classically inspired natural stone looks in eight timeless designs, this collection captures the essence of serenity and sophistication, transforming any space into a haven of tranquility. The Lumino collection is more than a selection of tiles; it is a journey through time and space, a celebration of the natural beauty and timeless elegance of stone. Each piece tells its own story, weaving together a tapestry of luxury and refinement that transforms interiors into works of art.

Usage recommendations*		MATTE + HERITAGE TEXTURE GLAZED PORCELAIN	
APPLICATION		WALL	FLOOR
INTERIOR	RESIDENTIAL	•	ID, IW, IW+, EW*, O/G*
	COMMERCIAL	•	ID, IW, IW+, EW*, O/G*
	HEAVY COMMERCIAL	•	
EXTERIOR	RESIDENTIAL / COMMERCIAL	•	ID, IW, IW+, EW*, O/G*

Technical Information		
ABRASION RESISTANCE	ANSI / ISO	CLASS 4
SCRATCH HARDNESS	ANSI / ISO - (Mohs)	MATTE 8 HERITAGE TEXTURE 6
SHADE VARIATION		V3
SLIP RESISTANCE	ANSI - DCOF (WET)	MATTE +HERITAGE TEXTURE ≥0.60 (ID, IW, IW+, EW*, O/G*)
	ISO - R VALUE	MATTE + HERITAGE TEXTURE R10

For more details see technical and packaging information in the appendix

Mayfair, *Glazed Porcelain*.
The world's most desired marbles, executed in porcelain.



24 x 48 in / 60 x 120 cm Mayfair Strada Ash Polished Rectified Tile

Colors at a glance

Light and warm colors combined with a muted palette of earthy tones that were inspired by Nature. Creamy-whites, soft beiges and greys, and pink tones.



Statuario Venato



Calacatta Oro



Volakas Grigio



Stella Argento



Allure Ivory



Strada Ash




Zebrino




Suave Bianco

Formats and finishes at a glance

A rich collection of sizes and formats, ranging from extra large tiles to standard sizes and includes unique and exclusive mosaics and complementary trims.




24 x 48 in / 60 x 120 cm
Rectified
Polished



24 x 24 in / 60 x 60 cm
Rectified
Polished / Matte



12 x 24 in / 30 x 60 cm
Rectified
Polished / Matte



16 x 32 in / 40 x 80 cm
Rectified
Polished / Matte



10.5 x 32 in / 26.5 x 80 cm
Rectified
Polished



4 x 12 in / 9.5 x 30 cm
Rectified
Polished

Trims

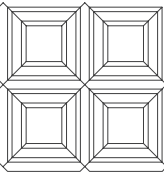


3 x 24 in / 7.1 x 60 cm
Bullnose
Polished / Matte




3 x 12 in / 7.1 x 30 cm
Bullnose
Polished / Matte

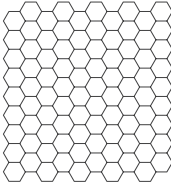
Mosaics




Piazza Mosaic
Polished



Arabesque Mosaic
Polished




1.25 in / 3 cm
Hexagon Mosaic
Polished




2 x 2 in / 5 x 5 cm
Basketweave Mosaic
Polished / Matte

Mayfair, *Calacatta Oro*

The beautiful look of marble with expressive veining set against a uniform white background.



24 x 48 in / 60 x 120 cm
Rectified
Polished



24 x 24 in / 60 x 60 cm
Rectified
Polished / Matte



12 x 24 in / 30 x 60 cm
Rectified
Polished / Matte



16 x 32 in / 40 x 80 cm
Rectified
Polished / Matte



10.5 x 32 in / 26.5 x 80 cm
Rectified
Polished



4 x 12 in / 9.5 x 30 cm
Rectified
Polished

Trim



3 x 12 in / 7.1 x 30 cm
Bullnose
Polished / Matte

Mosaics



Piazza Mosaic
Polished



Arabesque Mosaic
Polished



1.25 in / 3 cm
Hexagon Mosaic
Polished



2 x 2 in / 5 x 5 cm
Basketweave Mosaic
Polished / Matte

IMAGE VARIATIONS

This collection has a wide variety of tile facings by size to maximize the realism it can convey within a design space.

24 x 48 in / 60 x 120 cm
14 images

24 x 24 in / 60 x 60 cm
28 images

16 x 32 in / 40 x 80 cm
56 images

10.5 x 32 in / 26.5 x 80 cm
56 images

12 x 24 in / 30 x 60 cm
56 images



24 x 24 in / 60 x 60 cm image variations



24 x 48 in / 60 x 120 cm Mayfair Calacatta Oro Polished Rectified Tile



Mayfair, *Statuario Venato*


The luxurious beauty of transcendent marble veining reinterpreted in porcelain. Statuario Venato is ideal for interior design projects with both a contemporary or classic feel, thanks to its natural elegance and adaptable design.



24 x 48 in / 60 x 120 cm
Rectified
Polished




24 x 24 in / 60 x 60 cm
Rectified
Polished / Matte



12 x 24 in / 30 x 60 cm
Rectified
Polished / Matte



16 x 32 in / 40 x 80 cm
Rectified
Polished / Matte



10.5 x 32 in / 26.5 x 80 cm
Rectified
Polished



4 x 12 in / 9.5 x 30 cm
Rectified
Polished

Trim



3 x 12 in / 7.1 x 30 cm
Bullnose
Polished / Matte

Mosaics



Piazza Mosaic
Polished



Arabesque Mosaic
Polished



1.25 in / 3 cm
Hexagon Mosaic
Polished



2 x 2 in / 5 x 5 cm
Basketweave Mosaic
Polished / Matte

IMAGE VARIATIONS

This collection has a wide variety of tile facings by size to maximize the realism it can convey within a design space.

24 x 48 in / 60 x 120 cm
9 images

24 x 24 in / 60 x 60 cm
27 images

16 x 32 in / 40 x 80 cm
54 images

10.5 x 32 in / 26.5 x 80 cm
81 images

12 x 24 in / 30 x 60 cm
54 images



24 x 24 in / 60 x 60 cm image variations



24 x 48 in / 60 x 120 cm Mayfair Statuario Venato Polished Rectified Tile



Mayfair, *Volakas Grigio*

Simplicity meets luxury in Volakas Grigio, an authentic reinterpretation of a natural marble enhancing the personality and elegance of design spaces.



24 x 48 in / 60 x 120 cm
Rectified
Polished



24 x 24 in / 60 x 60 cm
Rectified
Polished / Matte



12 x 24 in / 30 x 60 cm
Rectified
Polished / Matte



16 x 32 in / 40 x 80 cm
Rectified
Polished / Matte



10.5 x 32 in / 26.5 x 80 cm
Rectified
Polished



4 x 12 in / 9.5 x 30 cm
Rectified
Polished

Trim



3 x 12 in / 7.1 x 30 cm
Bullnose
Polished / Matte

Mosaics



Piazza Mosaic
Polished



Arabesque Mosaic
Polished



1.25 in / 3 cm
Hexagon Mosaic
Polished



2 x 2 in / 5 x 5 cm
Basketweave Mosaic
Polished / Matte

IMAGE VARIATIONS

This collection has a wide variety of tile facings by size to maximize the realism it can convey within a design space.

24 x 48 in / 60 x 120 cm
22 images

24 x 24 in / 60 x 60 cm
26 images

16 x 32 in / 40 x 80 cm
24 images

10.5 x 32 in / 26.5 x 80 cm
24 images

12 x 24 in / 30 x 60 cm
52 images



24 x 24 in / 60 x 60 cm image variations




24 x 48 in / 60 x 120 cm Mayfair Volakas Grigio Polished Rectified Tile

Mayfair, *Stella Argento*

Stripes and veining ranging from white to beige to ivory create an original composition in a lifelike reinterpretation of the natural stone.



24 x 24 in / 60 x 60 cm
Rectified
Polished / Matte



16 x 32 in / 40 x 80 cm
Rectified
Polished / Matte



12 x 24 in / 30 x 60 cm
Rectified
Polished / Matte



4 x 12 in / 9.5 x 30 cm
Rectified
Polished

Trim



3 x 12 in / 7.1 x 30 cm
Bullnose
Polished / Matte

Mosaics



1.25 in / 3 cm
Hexagon Mosaic
Polished



2 x 2 in / 5 x 5 cm
Basketweave Mosaic
Polished / Matte

IMAGE VARIATIONS

This collection has a wide variety of tile facings by size to maximize the realism it can convey within a design space.

24 x 24 in / 60 x 60 cm
20 images

16 x 32 in / 40 x 80 cm
40 images

12 x 24 in / 30 x 60 cm
40 images



24 x 24 in / 60 x 60 cm image variations




Mayfair, *Allure Ivory*


A delicate ivory color with complementary tones, able to accentuate the personality and the character of most interiors. Modern and versatile, Allure Ivory is ideal for settings with a modern design as well as classical ones.



24 x 24 in / 60 x 60 cm
Rectified
Polished / Matte



16 x 32 in / 40 x 80 cm
Rectified
Polished / Matte



12 x 24 in / 30 x 60 cm
Rectified
Polished / Matte



4 x 12 in / 9.5 x 30 cm
Rectified
Polished

Trim



3 x 12 in / 7.1 x 30 cm
Bullnose
Polished / Matte

Mosaics



1.25 in / 3 cm
Hexagon Mosaic
Polished



2 x 2 in / 5 x 5 cm
Basketweave Mosaic
Polished / Matte

IMAGE VARIATIONS

This collection has a wide variety of tile facings by size to maximize the realism it can convey within a design space.

24 x 24 in / 60 x 60 cm
22 images

16 x 32 in / 40 x 80 cm
44 images

12 x 24 in / 30 x 60 cm
44 images



24 x 24 in / 60 x 60 cm image variations



24 x 24 in / 60 x 60 cm Mayfair Allure Ivory Polished Rectified Tile



Mayfair, *Strada Ash*

Elegant and modern, Strada Ash offers a delicate play of tone on tone stripes, thin layers of the most varied shades of grey and beige, from dark to light.



24 x 48 in / 60 x 120 cm
Rectified
Polished



16 x 32 in / 40 x 80 cm
Rectified
Polished / Matte



12 x 24 in / 30 x 60 cm
Rectified
Polished / Matte



4 x 12 in / 9.5 x 30 cm
Rectified
Polished

Trims



3 x 24 in / 7.1 x 60 cm
Bullnose
Polished / Matte



3 x 12 in / 7.1 x 30 cm
Bullnose
Polished / Matte

Mosaics



Piazza Mosaic
Polished



1.25 in / 3 cm
Hexagon Mosaic
Polished



2 x 2 in / 5 x 5 cm
Basketweave Mosaic
Polished / Matte

IMAGE VARIATIONS

This collection has a wide variety of tile facings by size to maximize the realism it can convey within a design space.

24 x 48 in / 60 x 120 cm
13 images

24 x 24 in / 60 x 60 cm
26 images

16 x 32 in / 40 x 80 cm
52 images

12 x 24 in / 30 x 60 cm
52 images



24 x 48 in / 60 x 120 cm image variations



24 x 48 in / 60 x 120 cm Mayfair Strada Ash Polished Rectified Tile

Mayfair, *Zebrino*

Defined and refined veins create a graphic effect, perfect for embellishing modern and contemporary interiors. Discernible and refined, Zebrino is capable of providing a very distinctive style across various spaces.



24 x 48 in / 60 x 120 cm
Rectified
Polished



16 x 32 in / 40 x 80 cm
Rectified
Polished / Matte



12 x 24 in / 30 x 60 cm
Rectified
Polished / Matte



4 x 12 in / 9.5 x 30 cm
Rectified
Polished

Trims



3 x 24 in / 7.1 x 60 cm
Bullnose
Polished / Matte



3 x 12 in / 7.1 x 30 cm
Bullnose
Polished / Matte

Mosaics



Piazza Mosaic
Polished



1.25 in / 3 cm
Hexagon Mosaic
Polished



2 x 2 in / 5 x 5 cm
Basketweave Mosaic
Polished / Matte

IMAGE VARIATIONS

This collection has a wide variety of tile facings by size to maximize the realism it can convey within a design space.

24 x 48 in / 60 x 120 cm
10 images

24 x 24 in / 60 x 60 cm
20 images

16 x 32 in / 40 x 80 cm
40 images

12 x 24 in / 30 x 60 cm
40 images



24 x 48 in / 60 x 120 cm image variations



24 x 48 in / 60 x 120 cm Mayfair Zebrino Polished Rectified Tile



Mayfair, *Suave Bianco*

Pure white color with delicate and contrasting grey veins defines the luminous luxury and refinement of Suave Bianco, suitable for luxurious and discerning design spaces.



24 x 48 in / 60 x 120 cm
Rectified
Polished



16 x 32 in / 40 x 80 cm
Rectified
Polished / Matte



12 x 24 in / 30 x 60 cm
Rectified
Polished / Matte



4 x 12 in / 9.5 x 30 cm
Rectified
Polished

Trims



3 x 24 in / 7.1 x 60 cm
Bullnose
Polished / Matte



3 x 12 in / 7.1 x 30 cm
Bullnose
Polished / Matte

Mosaics



Piazza Mosaic
Polished



1.25 in / 3 cm
Hexagon Mosaic
Polished



2 x 2 in / 5 x 5 cm
Basketweave Mosaic
Polished / Matte

IMAGE VARIATIONS

This collection has a wide variety of tile facings by size to maximize the realism it can convey within a design space.

24 x 48 in / 60 x 120 cm
12 images

24 x 24 in / 60 x 60 cm
24 images

16 x 32 in / 40 x 80 cm
48 images

12 x 24 in / 30 x 60 cm
48 images



24 x 48 in / 60 x 120 cm image variations



24 x 48 in / 60 x 120 cm Mayfair Suave Bianco Polished Rectified Tile



Mayfair, *Piazza Mosaics*

Straight contrasting lines create a balanced pattern through this collection's waterjet mosaic design. Rigorous shapes, softened by the delicate veining, offered in different combinations of colors.



Calacatta Oro



Statuario Venato



Volakas Grigio




Strada Ash



Zebrino



Suave Bianco




Suave Bianco

Mayfair, *Arabesque Mosaics*

Arabesque waterjet mosaics complete the Mayfair collection with unique shapes and color designs that fuse together both complementary colors and contrasting compositions. An elegant and sophisticated compilation designed for both classical and modern interiors.



Calacatta Oro



Statuario Venato



Volakas Grigio



Volakas Grigio



Mayfair Volakas Grigio Arabesque Polished Mosaic



Mayfair Volakas Grigio Arabesque Polished Mosaic
On the floor: 24 x 24 in / 60 x 60 cm Mayfair Stella Argento Polished Rectified Tile

Mayfair, *Key highlights*

Mayfair’s highly intricate and alluring compositions are developed using state-of-the-art scanning and photo-imaging processes through which the depth of character from the handpicked stones are fully captured, resulting in ultra-realistic designs interpreted in the utmost definition. Piazza and Arabesque mosaics are exclusive to Mayfair and were meticulously designed to deliver a unique combination of contrasting shapes and color tones. They offer endless potential to most interiors and are a perfect complement to the field tiles. They were designed so that you can mix and match across the collection.

Usage recommendations*		POLISHED GLAZED PORCELAIN		MATTE GLAZED PORCELAIN	
APPLICATION		WALL	FLOOR	WALL	FLOOR
INTERIOR	RESIDENTIAL	•	ID	•	ID, IW
	COMMERCIAL	•	ID	•	ID, IW
	HEAVY COMMERCIAL	•		•	
EXTERIOR	RESIDENTIAL / COMMERCIAL	•		•	

Technical Information		
ABRASION RESISTANCE	ANSI / ISO	CLASS 4
SCRATCH HARDNESS	ANSI / ISO - (Mohs)	POLISHED 5 MATTE 6
SHADE VARIATION		V2
SLIP RESISTANCE	ANSI - DCOF (WET)	POLISHED ≥0.42 DRY (ID) MATTE ≥0.42 (ID, IW)
	ISO - R VALUE	POLISHED R(-) HONED R(-)

For more details see technical and packaging information in the appendix

Mjörk, *Color Body Porcelain*.
The fusion of bush hammered Piasentina limestone
with crisp quartz veining, created in porcelain.



24 x 48 in / 60 x 120 cm Mjörk Mica Matte Rectified Tile

Gentle color variations and delicate veins defines the contemporary style of the Mjörk collection.



24 x 48 in / 60 x 120 cm Mjörk Mica Matte Rectified Tile

Colors at a glance

A color palette filled with a variety of color nuances and shades, Mjörk recreates all the expressive character of limestone.



Ash



Mica



Clay


32 x 32 in / 80 x 80 cm image variations



Carbon

Formats and finishes at a glance

The collection has a selection of formats and sizes, ranging from large and medium format rectified tiles, to hexagon and square mosaics and includes a coordinating trim.



32 x 32 in / 80 x 80 cm
Rectified
Matte



24 x 48 in / 60 x 120 cm
Rectified
Matte




12 x 24 in / 29.8 x 60 cm
Rectified
Matte

Trim



3 x 24 in / 7.1 x 60 cm
Bullnose
Matte


Mosaics



2 in / 5 cm
Hexagon Mosaic
Matte



6 in / 15 cm
Hexagon Mosaic
Matte



2 x 2 in / 5 x 5 cm
Mosaic
Matte

Usage recommendations*		MATTE COLOR BODY PORCELAIN	
APPLICATION		WALL	FLOOR
INTERIOR	RESIDENTIAL	•	ID, IW, IW+
	COMMERCIAL	•	ID, IW, IW+
	HEAVY COMMERCIAL	•	
EXTERIOR	RESIDENTIAL / COMMERCIAL	•	

Technical Information		
ABRASION RESISTANCE	ANSI / ISO	CLASS 4
SCRATCH HARDNESS	ANSI / ISO - (Mohs)	9
SHADE VARIATION		V2
SLIP RESISTANCE	ANSI - DCOF (WET)	MATTE ≥0.50 (ID, IW, IW+)
	ISO - R VALUE	MATTE R10

For more details see technical and packaging information in the appendix

Nord, *Color Body Porcelain*.
The multilayered Nordic grey pattern of natural slate faithfully
reinterpreted in porcelain.



24 x 24 in / 60 x 60 cm Nord Lithium Matte Rectified Tile



Slate’s visual appeal in a bold collection
of grey and earthy porcelain tiles.

Colors at a glance

Ultra realistic graphics in a neutral color palette. Nord's porcelain tiles have been created with state-of-the-art scanning, resulting in an incredible reinterpretation of natural slate.



Lithium



Palladium



Chromium

24 x 24 in / 59.5 x 59.5 cm image variations




Carbon

Formats and finishes at a glance

The collection has a selection of formats and sizes, ranging from large and medium format rectified tiles, to hexagon and square mosaics and includes a coordinating trim.



24 x 48 in / 59.5 x 119.5 cm
Rectified
Matte



24 x 24 in / 59.5 x 59.5 cm
Rectified
Matte




12 x 24 in / 29.5 x 59.5 cm
Rectified
Matte

Trim

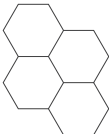


3 x 24 in / 7.2 x 59.5 cm
Bullnose
Matte


Mosaics



2 in / 5 cm
Hexagon Mosaic
Matte



6 in / 15 cm
Hexagon Mosaic
Matte



2 x 2 in / 5 x 5 cm
Mosaic
Matte

Usage recommendations*			
MATTE COLOR BODY PORCELAIN			
APPLICATION		WALL	FLOOR
INTERIOR	RESIDENTIAL	•	ID, IW, IW+
	COMMERCIAL	•	ID, IW, IW+
	HEAVY COMMERCIAL	•	
EXTERIOR	RESIDENTIAL / COMMERCIAL	•	

Technical Information		
ABRASION RESISTANCE	ANSI / ISO	CLASS 4
SCRATCH HARDNESS	ANSI / ISO - (Mohs)	8
SHADE VARIATION		V2
SLIP RESISTANCE	ANSI - DCOF (WET)	MATTE ≥0.50 (ID, IW, IW+)
	ISO - R VALUE	MATTE R10

For more details see technical and packaging information in the appendix

Plata, *Glazed Porcelain*.
Exquisite stone design looks inspired by silvery shades
of grey, onyx and white marble.



24 x 48 in / 60 x 120 cm Plata Statuario Brina Matte Rectified Tile

Marble’s dramatic movement, unique and precious.

24 x 48 in / 60 x 120 cm Plata Statuario Brina Matte Rectified Tile

Colors at a glance

The classic beauty of marble in a neutral and brilliant color palette of candid whites and silvery shades.



Carrara Abisso



Onyx Crystallo



Perla Grigia

24 x 24 in / 60 x 60 cm image variations




Statuario Brina

Formats and finishes at a glance

The collection offers a selection of formats and sizes, ranging from large and medium format tiles to hexagon mosaics and a coordinating trim.



24 x 48 in / 60 x 120 cm
Rectified
Polished / Matte



24 x 24 in / 60 x 60 cm
Rectified
Polished / Matte




12 x 24 in / 30 x 60 cm
Rectified
Polished / Matte

Trim



3 x 12 in / 7.1 x 30 cm
Bullnose
Polished / Matte

Mosaic



2 in / 5 cm
Hexagon Mosaic
Polished / Matte

Usage recommendations*					
APPLICATION		POLISHED GLAZED PORCELAIN		MATTE GLAZED PORCELAIN	
		WALL	FLOOR	WALL	FLOOR
INTERIOR	RESIDENTIAL	•	ID	•	ID, IW, IW+
	COMMERCIAL	•	ID	•	ID, IW, IW+
	HEAVY COMMERCIAL	•		•	
EXTERIOR	RESIDENTIAL / COMMERCIAL	•		•	

Technical Information		
ABRASION RESISTANCE	ANSI / ISO	CLASS 4
SCRATCH HARDNESS	ANSI / ISO - (Mohs)	POLISHED 6 MATTE 7
SHADE VARIATION		V2
SLIP RESISTANCE	ANSI - DCOF (WET)	POLISHED ≥0.42 DRY (ID) MATTE ≥0.50 (ID, IW, IW+)
	ISO - R VALUE	POLISHED R(-) HONED R(-)

For more details see technical and packaging information in the appendix

Raffino, *Glazed Ceramic*.
A decadent combination of refined marble looks, modern
three-dimensional textures and elongated profiles.



12 x 36 in / 30 x 90 cm Raffino Bianco Vita Alto Matte Rectified Tile
On the floor: 12 x 24 in / 30 x 60 cm La Marca Statuarietto Honed Rectified Tile



Raffino, *Key highlights*

The classic design of premium matte marble surfaces has been reinvented in this sophisticated and dynamic collection inspired by the elegance of natural stone and a refined selection of three-dimensional surfaces. Light and shadows, veining and color meld together into a new and rich series designed to add character and interest to interior designs.

Colors at a glance


The Raffino collection offers exclusive patterned designs combined with the earthy nuances of premium marbles. These neutral colors are easily incorporated into elegant design spaces.



Calacatta Dolce



Bianco Vita



Statuario Valore



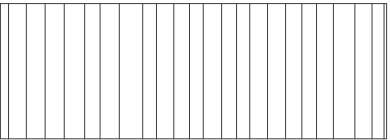
Onyx Suave

Formats, patterns and finishes at a glance

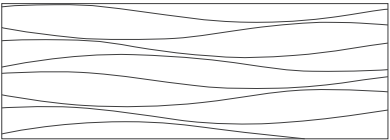
A collection of matte rectified and pressed wall tiles which come in a flat surface design as well as in three three-dimensional designs which include irregular bamboo channels, woven contours and artisanal surfaces.



12 x 36 in / 30 x 90 cm
Rectified
Matte



12 x 36 in / 30 x 90 cm
Alto Rectified
Matte



12 x 36 in / 30 x 90 cm
Curva Rectified
Matte



3 x 12 in / 7.5 x 30 cm
Artisan Pressed
Matte

Usage recommendations*			
APPLICATION		MATTE GLAZED CERAMIC	
INTERIOR		WALL	FLOOR
	RESIDENTIAL	•	
	COMMERCIAL	•	
	HEAVY COMMERCIAL		
EXTERIOR	RESIDENTIAL / COMMERCIAL		

Technical Information		
ABRASION RESISTANCE	ANSI / ISO	CLASS 0
SCRATCH HARDNESS	ANSI / ISO - (Mohs)	2
SHADE VARIATION		V2
SLIP RESISTANCE	ANSI - DCOF (WET)	MATTE N/A
	ISO - R VALUE	MATTE N/A

For more details see technical and packaging information in the appendix

Raffino, *Calacatta Dolce*

An elegant pattern of winding golden veins gracefully elongated and available in complementary three dimensional patterns. A refined and sophisticated expression of luxuriousness.



Artisan Pressed
3 x 12 in / 7.5 x 30 cm image variations



Rectified



Curva Rectified



Alto Rectified
12 x 36 in / 30 x 90 cm image variations

Raffino, *Onyx Suave*

An ethereal character defined by neutrality and elegance, suitable for classic and contemporary interiors thanks to its extraordinary translucent expression.



Artisan Pressed
3 x 12 in / 7.5 x 30 cm image variations



Rectified



Curva Rectified



Alto Rectified
12 x 36 in / 30 x 90 cm image variations

Raffino, *Bianco Vita*

A delicate and luminous pattern with subtle white and grey veining, an icon of endless elegance thanks to its timeless aesthetic.



Artisan Pressed


3 x 12 in / 7.5 x 30 cm image variations



Rectified



Curva Rectified



Alto Rectified

12 x 36 in / 30 x 90 cm image variations

Raffino, *Statuario Valore*

The refined look of Statuario marble creates a timeless style that reflects contemporary design with incomparable elegance and harmony.



Artisan Pressed


3 x 12 in / 7.5 x 30 cm image variations



Rectified



Curva Rectified



Alto Rectified

12 x 36 in / 30 x 90 cm image variations



CONTEMPORARY INSPIRATION

CERAForge 168, INDUSTRIA 174, LINEA 180, LOCALE 186,
NEXUS 190, PRIMA 196, SOHO 202, STATION 236.

Ceraforge, *Color Body Porcelain*.
A contemporary expression of oxidized metal fused with worn cement.



32 x 32 in / 80 x 80 cm Ceraforge Lithium Matte Rectified Tile

Surfaces able to define a distinct style.



32 x 32 in / 80 x 80 cm Ceraforge Lithium Matte Rectified Tile

Colors at a glance

The original graphic comes from steel oxidized plates, converted into a unique color palette, created to enhance their industrial look.



Lithium



Chromium



Titanium



Iron




Oxide

32 x 32 in / 80 x 80 cm image variations

Formats and finishes at a glance

This contemporary collection is offered in a variety of large and medium sized formats and a related mosaic and trim.



32 x 32 in / 80 x 80 cm
Rectified
Matte



24 x 24 in / 60 x 60 cm
Rectified
Matte



16 x 32 in / 39.8 x 80 cm
Rectified
Matte




12 x 24 in / 30 x 60 cm
Rectified
Matte

Trim



3 x 24 in / 7.1 x 60 cm
Bullnose
Matte

Mosaic



2 x 2 in / 5 x 5 cm
Mosaic
Matte

Usage recommendations*			
MATTE COLOR BODY PORCELAIN			
APPLICATION		WALL	FLOOR
INTERIOR	RESIDENTIAL	•	ID, IW, IW+
	COMMERCIAL	•	ID, IW, IW+
	HEAVY COMMERCIAL	•	
EXTERIOR	RESIDENTIAL / COMMERCIAL	•	

Technical Information		
ABRASION RESISTANCE	ANSI / ISO	CLASS 4
SCRATCH HARDNESS	ANSI / ISO - (Mohs)	6
SHADE VARIATION		V3
SLIP RESISTANCE	ANSI - DCOF (WET)	MATTE ≥0.50 (ID, IW, IW+)
	ISO - R VALUE	MATTE R(-)

For more details see technical and packaging information in the appendix

Industria, *Color Body Porcelain*.
A concrete inspired look with accents that embody
an industrial and worn aesthetic.



32 x 32 in / 80 x 80 cm Industria Lithium Matte Rectified Tile



Colors at a glance

Inspired by the natural worn look of concrete with naturally occurring variation and movement within the graphic.



Zinc



Lithium




Chromium
32 x 32 in / 80 x 80 cm image variations



Graphite

Formats and finishes at a glance


The collection offers a selection of formats and sizes, ranging from large format tiles to regular rectified and includes complementary mosaics and bullnoses.



32 x 32 in / 80 x 80 cm
Rectified
Matte



24 x 48 in / 60 x 120 cm
Rectified
Matte



24 x 24 in / 60 x 60 cm
Rectified
Matte




12 x 24 in / 30 x 60 cm
Rectified
Matte

Trim



3 x 24 in / 7.1 x 60 cm
Bullnose
Matte

Mosaic



2 x 2 in / 5 x 5 cm
Mosaic
Matte

Usage recommendations*		MATTE COLOR BODY PORCELAIN	
APPLICATION		WALL	FLOOR
INTERIOR	RESIDENTIAL	•	ID, IW, IW+, EW*, O/G*
	COMMERCIAL	•	ID, IW, IW+, EW*, O/G*
	HEAVY COMMERCIAL	•	
EXTERIOR	RESIDENTIAL / COMMERCIAL	•	ID, IW, IW+, EW*, O/G*

Technical Information		
ABRASION RESISTANCE	ANSI / ISO	CLASS 4
SCRATCH HARDNESS	ANSI / ISO - (Mohs)	9
SHADE VARIATION		V3
SLIP RESISTANCE	ANSI - DCOF (WET)	MATTE ≥0.55 (ID, IW, IW+, EW*, O/G*)
	ISO - R VALUE	MATTE R10

For more details see technical and packaging information in the appendix



24 x 48 in / 60 x 120 cm Industria Zinc Matte Rectified Tile
On the counters: 2 x 2 in / 5 x 5 cm Industria Zinc Matte Mosaic

Linea, *Glazed Ceramic*.
The soft curvilinear form evokes a sleek, modern simplicity
that is refined and melodic.



12 x 24 in / 30 x 60 cm Linea Amplitude Glossy Rectified Tile
On the floor: 24 x 48 in / 60 x 120 cm Mjörk Carbon Matte Rectified Tile

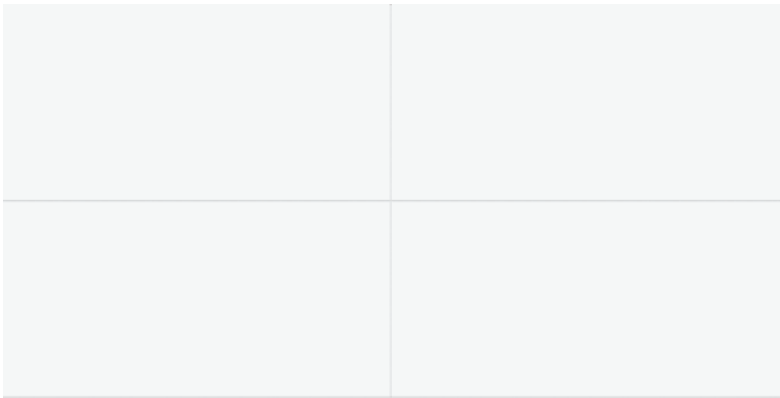


12 x 24 in / 30 x 60 cm Linea Amplitude Glossy Rectified Tile
On the floor: 24 x 48 in / 60 x 120 cm Mjörk Carbon Matte Rectified Tile




Patterns at a glance


A balanced mix of creative patterns, rhythmic weaves, and melodic undulations.



Plane



Modulation



Amplitude

12 x 36 in / 30 x 90 cm image variations



Oblique




Prismatic

Formats and finishes at a glance


A dynamic collection of wall tiles available in rectified formats and related quarter rounds.



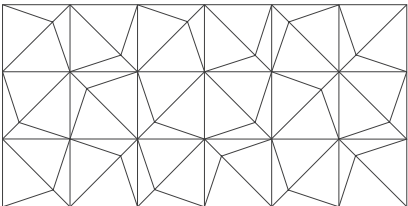
12 x 24 in / 30 x 60 cm
Plane
Glossy / Matte




12 x 24 in / 30 x 60 cm
Oblique
Glossy



12 x 24 in / 30 x 60 cm
Modulation
Glossy



12 x 24 in / 30 x 60 cm
Prismatic
Glossy



12 x 24 in / 30 x 60 cm
Amplitude
Glossy

Trim



12 in / 30 cm
Quarter Round
Glossy / Matte

Usage recommendations*		GLOSSY GLAZED CERAMIC		MATTE GLAZED CERAMIC	
APPLICATION		WALL	FLOOR	WALL	FLOOR
INTERIOR	RESIDENTIAL	•		•	
	COMMERCIAL	•		•	
	HEAVY COMMERCIAL				
EXTERIOR	RESIDENTIAL / COMMERCIAL				

Technical Information		
ABRASION RESISTANCE	ANSI / ISO	GLOSSY 1 MATTE 0
SCRATCH HARDNESS	ANSI / ISO - (Mohs)	4
SHADE VARIATION		V1
SLIP RESISTANCE	ANSI - DCOF (WET)	GLOSSY N/A MATTE N/A
	ISO - R VALUE	GLOSSY N/A MATTE N/A

For more details see technical and packaging information in the appendix

Locale, *Glazed Porcelain*.
Celebrating urban sophistication
and the raw authenticity of cement.



12 x 24 in / 30 x 60 cm Locale Forge Matte Pressed Glazed Porcelain Tile

Colors at a glance

Embracing the essence of urban elegance and raw cement, the Locale collection embodies rugged charm in natural tones.



Glacier



Stone



Forge

12 x 24 / 30 x 60 cm image variations




Carbon

Formats and finishes at a glance

The exclusive collection showcases a refined selection of tiles and a coordinating mosaic, offering versatile design options to enhance any space.

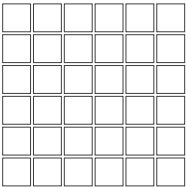


12 x 24 in / 30 x 60 cm
Pressed
Matte



13 x 13 in / 33 x 33 cm
Pressed
Matte

Mosaic



2 x 2 in / 5 x 5 cm
Mosaic
Matte

Usage recommendations*			
MATTE GLAZED PORCELAIN			
APPLICATION		WALL	FLOOR
INTERIOR	RESIDENTIAL	•	ID, IW, IW+, EW*, O/G*
	COMMERCIAL	•	ID, IW, IW+, EW*, O/G*
	HEAVY COMMERCIAL	•	
EXTERIOR	RESIDENTIAL / COMMERCIAL	•	ID, IW, IW+, EW*, O/G*

Technical Information		
ABRASION RESISTANCE	ANSI / ISO	CLASS 4
SCRATCH HARDNESS	ANSI / ISO - (Mohs)	8
SHADE VARIATION		V3
SLIP RESISTANCE	ANSI - DCOF (WET)	MATTE ≥0.60 (ID, IW, IW+, EW*, O/G*)
	ISO - R VALUE	MATTE R10

For more details see technical and packaging information in the appendix

Nexus, *Glazed Porcelain*.
Industrial chic styling that invokes an abstract
and contemporary design connection.



12 x 24 in / 30 x 60 cm Nexus Graphite Matte Pressed Tile




A modern-industrial vibe in a delicate
and earthy color palette.

12 x 24 in / 30 x 60 cm Nexus Graphite Matte Pressed Tile

Colors at a glance

An expressive range of colors, from darker to lighter tones that are filled with character and mystery.



Ice



Clay

12 x 24 in / 30 x 60 cm image variations



Mica




Graphite

Formats and finishes at a glance

A collection with classic shapes and a matte finish that complements the contemporary nature of the designs.



12 x 24 in / 30 x 60 cm
Pressed
Matte



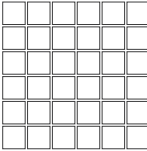
13 x 13 in / 33 x 33 cm
Pressed
Matte

Trim



3 x 12 in / 7.1 x 30 cm
Bullnose
Matte

Mosaic



2 x 2 in / 5 x 5 cm
Mosaic
Matte

Usage recommendations*		MATTE GLAZED PORCELAIN	
APPLICATION		WALL	FLOOR
INTERIOR	RESIDENTIAL	•	ID, IW, IW+
	COMMERCIAL	•	ID, IW, IW+
	HEAVY COMMERCIAL	•	
EXTERIOR	RESIDENTIAL / COMMERCIAL	•	

Technical Information		
ABRASION RESISTANCE	ANSI / ISO	CLASS 4
SCRATCH HARDNESS	ANSI / ISO - (Mohs)	7
SHADE VARIATION		V3
SLIP RESISTANCE	ANSI - DCOF (WET)	MATTE ≥0.50 (ID, IW, IW+)
	ISO - R VALUE	MATTE R10

For more details see technical and packaging information in the appendix

Prima, *Glazed + Unglazed Porcelain*.
Enduring monochromatic designs, providing the perfect easel
for designers to flourish.




12 x 24 in / 29.8 x 60 cm Prima Smoke Matte Rectified Tile



12 x 24 in / 29.8 x 60 cm Prima Smoke Matte Rectified Tile

Colors at a glance

A graphic color scheme, inspired by the spectrum of monochromatic essentials: dramatic nuances to enhance both classic and modern interiors.



True White (Glazed Porcelain)

Warm White

Smoke




Mica

Charcoal


Formats and finishes at a glance

This collection offers a selection of formats and sizes, including large tiles, mosaics, and complementary trim.




24 x 48 in / 60 x 120 cm
Rectified
Polished / Matte


This size is only available in True White



24 x 24 in / 60 x 60 cm
Rectified
Polished* / Matte




12 x 24 in / 29.8 x 60 cm
Rectified
Polished* / Matte



12 x 12 in / 29.8 x 29.8 cm
Rectified
Polished* / Matte


This size is only available in True White, Warm White, and Charcoal

Trim



3 x 24 in / 7.2 x 60 cm
Bullnose
Polished* / Matte

Mosaic



2 x 2 in / 5 x 5 cm
Mosaic
Matte

* Polished finish only available in True White (Glazed Porcelain)

Usage recommendations*, Warm White, Mica, Smoke, Charcoal		MATTE UNGLAZED PORCELAIN	
APPLICATION		WALL	FLOOR
INTERIOR	RESIDENTIAL	•	ID, IW
	COMMERCIAL	•	ID, IW
	HEAVY COMMERCIAL	•	ID, IW
EXTERIOR	RESIDENTIAL / COMMERCIAL	•	

Usage recommendations*, True White (Glazed Porcelain)		POLISHED GLAZED PORCELAIN		MATTE GLAZED PORCELAIN	
APPLICATION		WALL	FLOOR	WALL	FLOOR
INTERIOR	RESIDENTIAL	•	ID	•	ID, IW
	COMMERCIAL	•	ID	•	ID, IW
	HEAVY COMMERCIAL	•		•	
EXTERIOR	RESIDENTIAL / COMMERCIAL	•		•	

Technical Information: Warm White, Mica, Smoke, Charcoal		
ABRASION RESISTANCE	ANSI / ISO	136
SCRATCH HARDNESS	ANSI / ISO - (Mohs)	9
SHADE VARIATION		V1
SLIP RESISTANCE	ANSI - DCOF (WET)	MATTE ≥0.42 (ID, IW)
	ISO - R VALUE	MATTE R(-)

Technical Information: True White (Glazed Porcelain)		
ABRASION RESISTANCE	ANSI / ISO	CLASS 4
SCRATCH HARDNESS	ANSI / ISO - (Mohs)	6
SHADE VARIATION		V1
SLIP RESISTANCE	ANSI - DCOF (WET)	POLISHED ≥0.42 DRY (ID) MATTE ≥0.42 (ID, IW)
	ISO - R VALUE	POLISHED R(-) MATTE R(-)

For more details see technical and packaging information in the appendix

Soho, *Ceramic + Porcelain*.
Timeless design, a distinctive aesthetic, and decorative versatility.
A creative collection inspired by the metropolitan Soho district.



2 x 12 in / 5 x 30 cm Soho Retro Black Glossy Pressed Tile
On the floor: 6 x 36 in / 14.7 x 90 cm Aspen Grey Ridge Matte Rectified Tile

Colors at a glance



1. Retro Black



2. Cement Chic



3. Cloud Blue



4. Soft Sage



5. Loft Grey



6. Halo Grey



7. Gallery Grey




8. Vintage Grey




9. Canvas White


Formats and finishes at a glance




8 x 24 in / 20 x 60 cm
Pressed
Glossy
Colors: 7, 8, 9




8 x 16 in / 20 x 40 cm
Pressed
Glossy
Colors: 7, 8, 9




4 x 16 in / 10 x 40 cm
Pressed
Glossy / Matte
Colors: 1, 2, 3, 4, 5, 6, 7, 8, 9




4 x 12 in / 10 x 30 cm
Pressed
Glossy
Colors: 7, 8, 9




4 x 12 in / 10 x 30 cm
Beveled Pressed
Glossy
Colors: 7, 8, 9




2 x 12 in / 5 x 30 cm
Pressed
Glossy / Matte
Colors: 1, 2, 3, 4, 5, 6, 7, 8, 9



6 x 6 in / 15 x 15 cm
Pressed
Glossy
Color: 9




3 x 6 in / 7.5 x 15 cm
Pressed
Glossy / Matte (Canvas White)
Colors: 1, 2, 3, 4, 5, 6, 7, 8, 9




3 x 6 in / 7.5 x 15 cm
Beveled Pressed
Glossy
Color: 9


Trims



12 in / 30 cm
Quarter Round
Glossy / Matte
Colors: 1, 2, 3, 4, 5, 6, 7, 8, 9




2 x 8 in / 5 x 20 cm
Bullnose
Glossy / Matte
Colors: 1, 2, 3, 4, 5, 6, 7, 8, 9




2 x 6 in / 5 x 15 cm
Bullnose
Glossy / Matte (Canvas White)
Colors: 1, 2, 3, 4, 5, 6, 7, 8, 9

Colors at a glance




1. Retro Black



4. Soft Sage



7. Gallery Grey




2. Cement Chic



5. Loft Grey




8. Vintage Grey



3. Cloud Blue




6. Halo Grey

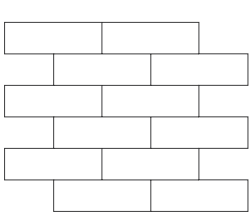


9. Canvas White

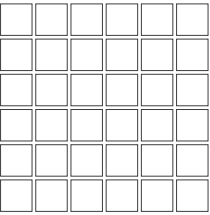
Formats and finishes at a glance




2 x 6 in / 4.8 x 14.8 cm
Herringbone
Glazed Porcelain Mosaic
Glossy / Matte
Colors: 1, 2, 3, 4, 5, 6, 7, 8, 9




2 x 6 in / 4.8 x 14.8 cm
Brick
Glazed Porcelain Mosaic
Glossy / Matte
Colors: 1, 2, 3, 4, 5, 6, 7, 8, 9




2 x 2 in / 4.8 x 4.8 cm
Unglazed Porcelain Mosaic
Matte
Colors: 1, 6, 7, 8




2 x 2 in / 4.8 x 4.8 cm
Glazed Porcelain Mosaic
Matte
Colors: 1, 2, 5, 6, 7, 8, 9



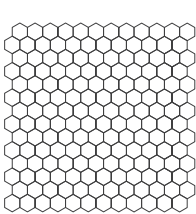
2 in / 5.1 cm
Hexagon
Unglazed Porcelain Mosaic
Matte
Colors: 1, 6, 7, 8




2 in / 5.1 cm
Hexagon
Glazed Porcelain Mosaic
Matte
Colors: 1, 2, 3, 4, 5, 6, 7, 8, 9




1 in / 2.3 cm
Hexagon with insert
Glazed Porcelain Mosaic
Matte
Colors: 1, 2, 3, 4, 5



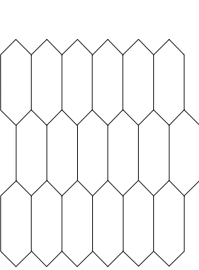
1 in / 2.3 cm
Hexagon
Glazed Porcelain Mosaic
Matte
Colors: 1, 2, 5, 6, 7, 8, 9



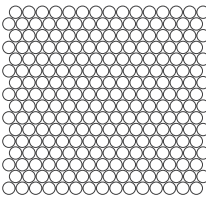
Beveled Arabesque
Glazed Porcelain Mosaic
Glossy
Colors: 3, 4, 5, 6, 7, 8, 9



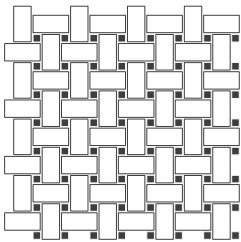
Scallop
Glazed Porcelain Mosaic
Glossy
Colors: 3, 4, 5, 6, 7, 8, 9



2 x 5 in / 4.6 x 12.8 cm
Picket
Glazed Porcelain Mosaic
Glossy / Matte
Colors: 1, 2, 5, 6, 7, 8, 9



3/4 in / 1.9 cm
Penny Round
Glazed Porcelain Mosaic
Glossy / Matte
Colors: 1, 2, 3, 4, 5, 6, 7, 8, 9



Basketweave
Glazed Porcelain Mosaic
Matte
Colors: 1, 2, 3, 4, 5

Retro Black

A retro modern color with an enigmatic character and a shade of black that is full of mystery and flare.



4 x 16 in / 10 x 40 cm
Pressed
Glossy / Matte



2 x 12 in / 5 x 30 cm
Pressed
Glossy / Matte



3 x 6 in / 7.5 x 15 cm
Pressed
Glossy

Trims



12 in / 30 cm
Quarter Round
Glossy / Matte



2 x 8 in / 5 x 20 cm
Bullnose
Glossy / Matte




2 x 6 in / 5 x 15 cm
Bullnose
Glossy


Mosaics




2 x 6 in / 4.8 x 14.8 cm
Herringbone Mosaic
Glossy / Matte



2 x 6 in / 4.8 x 14.8 cm
Brick Mosaic
Glossy / Matte




2 x 2 in / 4.8 x 4.8 cm
Mosaic
Matte Glazed Porcelain
Matte Unglazed Porcelain




2 in / 5.1 cm
Hexagon Mosaic
Matte Glazed Porcelain
Matte Unglazed Porcelain




1 in / 2.3 cm
Hexagon with insert Mosaic
Matte




1 in / 2.3 cm
Hexagon Mosaic
Matte



2 x 5 in / 4.6 x 12.8 cm
Picket Mosaic
Glossy / Matte



3/4 in / 1.9 cm
Penny Round Mosaic
Glossy / Matte



Basketweave Mosaic
Matte

Cement Chic

A sensory stimulating grey that is shadowy and energetic, like the streets of a metropolitan city.



4 x 16 in / 10 x 40 cm
Pressed
Glossy / Matte



2 x 12 in / 5 x 30 cm
Pressed
Glossy / Matte



3 x 6 in / 7.5 x 15 cm
Pressed
Glossy

Trims



12 in / 30 cm
Quarter Round
Glossy / Matte



2 x 8 in / 5 x 20 cm
Bullnose
Glossy / Matte




2 x 6 in / 5 x 15 cm
Bullnose
Glossy

Mosaics




2 x 6 in / 4.8 x 14.8 cm
Herringbone Mosaic
Glossy / Matte



2 x 6 in / 4.8 x 14.8 cm
Brick Mosaic
Glossy / Matte



2 x 2 in / 4.8 x 4.8 cm
Mosaic
Matte




2 in / 5.1 cm
Hexagon Mosaic
Matte




1 in / 2.3 cm
Hexagon with insert Mosaic
Matte



1 in / 2.3 cm
Hexagon Mosaic
Matte



2 x 5 in / 4.6 x 12.8 cm
Picket Mosaic
Glossy / Matte



3/4 in / 1.9 cm
Penny Round Mosaic
Glossy / Matte



Basketweave Mosaic
Matte

Cloud Blue

A soft blue shadow that is capable of conveying a sense of depth and space in any environment.



4 x 16 in / 10 x 40 cm
Pressed
Glossy / Matte



2 x 12 in / 5 x 30 cm
Pressed
Glossy / Matte



3 x 6 in / 7.5 x 15 cm
Pressed
Glossy

Trims



12 in / 30 cm
Quarter Round
Glossy / Matte



2 x 8 in / 5 x 20 cm
Bullnose
Glossy / Matte




2 x 6 in / 5 x 15 cm
Bullnose
Glossy


Mosaics



2 x 6 in / 4.8 x 14.8 cm
Herringbone Mosaic
Glossy / Matte



2 x 6 in / 4.8 x 14.8 cm
Brick Mosaic
Glossy / Matte



2 in / 5.1 cm
Hexagon Mosaic
Matte




1 in / 2.3 cm
Hexagon with insert Mosaic
Matte



Beveled Arabesque Mosaic
Glossy



Scallop Mosaic
Glossy



3/4 in / 1.9 cm
Penny Round Mosaic
Glossy / Matte



Basketweave Mosaic
Matte

Soft Sage

A shade that lies somewhere between a soft yellow and a shadowy blue, which is soothing and close to nature.



4 x 16 in / 10 x 40 cm
Pressed
Glossy / Matte



2 x 12 in / 5 x 30 cm
Pressed
Glossy / Matte



3 x 6 in / 7.5 x 15 cm
Pressed
Glossy

Trims



12 in / 30 cm
Quarter Round
Glossy / Matte



2 x 8 in / 5 x 20 cm
Bullnose
Glossy / Matte



2 x 6 in / 5 x 15 cm
Bullnose
Glossy

Mosaics



2 x 6 in / 4.8 x 14.8 cm
Herringbone Mosaic
Glossy / Matte



2 x 6 in / 4.8 x 14.8 cm
Brick Mosaic
Glossy / Matte



2 in / 5.1 cm
Hexagon Mosaic
Matte




1 in / 2.3 cm
Hexagon with insert Mosaic
Matte



Beveled Arabesque Mosaic
Glossy



Scallop Mosaic
Glossy



3/4 in / 1.9 cm
Penny Round Mosaic
Glossy / Matte



Basketweave Mosaic
Matte

Loft Grey

A luminous and cool blue-grey undertone that is reminiscent of daylight slowly dawning onto a palette of grey clouds.



4 x 16 in / 10 x 40 cm
Pressed
Glossy / Matte



2 x 12 in / 5 x 30 cm
Pressed
Glossy / Matte



3 x 6 in / 7.5 x 15 cm
Pressed
Glossy

Trims



12 in / 30 cm
Quarter Round
Glossy / Matte



2 x 8 in / 5 x 20 cm
Bullnose
Glossy / Matte



2 x 6 in / 5 x 15 cm
Bullnose
Glossy

Mosaics




2 x 6 in / 4.8 x 14.8 cm
Herringbone Mosaic
Glossy / Matte



2 x 6 in / 4.8 x 14.8 cm
Brick Mosaic
Glossy / Matte




2 x 2 in / 4.8 x 4.8 cm
Mosaic
Matte




2 in / 5.1 cm
Hexagon Mosaic
Matte



1 in / 2.3 cm
Hexagon with insert Mosaic
Matte



1 in / 2.3 cm
Hexagon Mosaic
Matte




2 x 5 in / 4.6 x 12.8 cm
Picket Mosaic
Glossy / Matte



Beveled Arabesque Mosaic
Glossy



Scallop Mosaic
Glossy



3/4 in / 1.9 cm
Penny Round Mosaic
Glossy / Matte



Basketweave Mosaic
Matte

Halo Grey

A warm and soft spoken color that is capable of speaking to the senses and offering a soothing sense of light.



4 x 16 in / 10 x 40 cm
Pressed
Glossy / Matte



2 x 12 in / 5 x 30 cm
Pressed
Glossy / Matte




3 x 6 in / 7.5 x 15 cm
Pressed
Glossy


Trims



12 in / 30 cm
Quarter Round
Glossy / Matte



2 x 8 in / 5 x 20 cm
Bullnose
Glossy / Matte



2 x 6 in / 5 x 15 cm
Bullnose
Glossy


Mosaics



2 x 6 in / 4.8 x 14.8 cm
Herringbone Mosaic
Glossy / Matte



2 x 6 in / 4.8 x 14.8 cm
Brick Mosaic
Glossy / Matte



2 x 2 in / 4.8 x 4.8 cm
Mosaic
Matte Glazed Porcelain
Matte Unglazed Porcelain



2 in / 5.1 cm
Hexagon Mosaic
Matte Glazed Porcelain
Matte Unglazed Porcelain



1 in / 2.3 cm
Hexagon Mosaic
Matte




2 x 5 in / 4.6 x 12.8 cm
Picket Mosaic
Glossy / Matte



Beveled Arabesque Mosaic
Glossy




Scallop Mosaic
Glossy




3/4 in / 1.9 cm
Penny Round Mosaic
Glossy / Matte

Gallery Grey

A whispered tone. Fresh notes infused with a sense of steady calm.




8 x 24 in / 20 x 60 cm
Pressed
Glossy




8 x 16 in / 20 x 40 cm
Pressed
Glossy



2 x 12 in / 5 x 30 cm
Pressed
Glossy / Matte




4 x 16 in / 10 x 40 cm
Pressed
Glossy / Matte



4 x 12 in / 10 x 30 cm
Pressed
Glossy



4 x 12 in / 10 x 30 cm
Beveled Pressed
Glossy




3 x 6 in / 7.5 x 15 cm
Pressed
Glossy


Trims



12 in / 30 cm
Quarter Round
Glossy / Matte



2 x 8 in / 5 x 20 cm
Bullnose
Glossy / Matte




2 x 6 in / 5 x 15 cm
Bullnose
Glossy

Mosaics




2 x 6 in / 4.8 x 14.8 cm
Herringbone Mosaic
Glossy / Matte



2 x 6 in / 4.8 x 14.8 cm
Brick Mosaic
Glossy / Matte



2 x 2 in / 4.8 x 4.8 cm
Mosaic
Matte Glazed Porcelain
Matte Unglazed Porcelain



2 in / 5.1 cm
Hexagon Mosaic
Matte Glazed Porcelain
Matte Unglazed Porcelain



1 in / 2.3 cm
Hexagon Mosaic
Matte




2 x 5 in / 4.6 x 12.8 cm
Picket Mosaic
Glossy / Matte



Beveled Arabesque Mosaic
Glossy




Scallop Mosaic
Glossy




3/4 in / 1.9 cm
Penny Round Mosaic
Glossy / Matte

Vintage Grey

Luminescent like the moon, a warm and light shade with a calm and soothing appeal.




8 x 24 in / 20 x 60 cm
Pressed
Glossy



8 x 16 in / 20 x 40 cm
Pressed
Glossy



2 x 12 in / 5 x 30 cm
Pressed
Glossy / Matte




4 x 16 in / 10 x 40 cm
Pressed
Glossy / Matte



4 x 12 in / 10 x 30 cm
Pressed
Glossy




4 x 12 in / 10 x 30 cm
Beveled Pressed
Glossy




3 x 6 in / 7.5 x 15 cm
Pressed
Glossy

Trims



12 in / 30 cm
Quarter Round
Glossy / Matte



2 x 8 in / 5 x 20 cm
Bullnose
Glossy / Matte



2 x 6 in / 5 x 15 cm
Bullnose
Glossy


Mosaics



2 x 6 in / 4.8 x 14.8 cm
Herringbone Mosaic
Glossy / Matte



2 x 6 in / 4.8 x 14.8 cm
Brick Mosaic
Glossy / Matte




2 x 2 in / 4.8 x 4.8 cm
Mosaic
Matte Glazed Porcelain
Matte Unglazed Porcelain



2 in / 5.1 cm
Hexagon Mosaic
Matte Glazed Porcelain
Matte Unglazed Porcelain



1 in / 2.3 cm
Hexagon Mosaic
Matte




2 x 5 in / 4.6 x 12.8 cm
Picket Mosaic
Glossy / Matte



Beveled Arabesque Mosaic
Glossy




Scallop Mosaic
Glossy




3/4 in / 1.9 cm
Penny Round Mosaic
Glossy / Matte

Canvas White


A pure and complete color, whose brilliant neutrality creates refined and timeless beauty.




8 x 24 in / 20 x 60 cm
Pressed
Glossy




8 x 16 in / 20 x 40 cm
Pressed
Glossy




4 x 16 in / 10 x 40 cm
Pressed
Glossy / Matte




4 x 12 in / 10 x 30 cm
Pressed
Glossy



4 x 12 in / 10 x 30 cm
Beveled Pressed
Glossy



2 x 12 in / 5 x 30 cm
Pressed
Glossy / Matte



6 x 6 in / 15 x 15 cm
Pressed
Glossy



3 x 6 in / 7.5 x 15 cm
Pressed
Glossy / Matte




3 x 6 in / 7.5 x 15 cm
Beveled Pressed
Glossy

Trims



12 in / 30 cm
Quarter Round
Glossy / Matte



2 x 8 in / 5 x 20 cm
Bullnose
Glossy / Matte

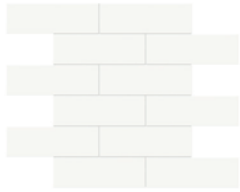


2 x 6 in / 5 x 15 cm
Bullnose
Glossy / Matte


Mosaics



2 x 6 in / 4.8 x 14.8 cm
Herringbone Mosaic
Glossy / Matte



2 x 6 in / 4.8 x 14.8 cm
Brick Mosaic
Glossy / Matte



2 x 2 in / 4.8 x 4.8 cm
Mosaic
Matte



2 in / 5.1 cm
Hexagon Mosaic
Matte



1 in / 2.3 cm
Hexagon Mosaic
Matte



2 x 5 in / 4.6 x 12.8 cm
Picket Mosaic
Glossy / Matte



Beveled Arabesque Mosaic
Glossy



Scalloped Mosaic
Glossy



3/4 in / 1.9 cm
Penny Round Mosaic
Glossy / Matte



2 x 5 in / 4.6 x 12.8 cm Soho Vintage Grey Picket Matte Mosaic

Soho, *Tiles and Trims*

Classic shapes, sizes and elongated rectangles emphasize the versatility of the Soho collection. Tiles and trims now include new and more contemporary tiles and new bullnoses and quarter round trims. Available in both matte and glossy finishes, tiles and trims are well suited for a variety of contemporary wall installations.

Soho, *Mosaics*

Soho mosaics offer a mix of classic configurations, such as penny rounds, squares, basketweaves and hexagons, and new refined shapes, including innovative designs for the elegant and exclusive Arabesque, Scallop, Picket, and Brick shapes. Further versatility has been added with matte unglazed porcelain mosaics in limited shapes. The wide variety of both glossy and matte finishes across the collection is ideally suited for today's multifaceted contemporary wall and floor applications.

<i>Usage recommendations*, Tiles and Trims</i>		GLOSSY GLAZED CERAMIC		MATTE GLAZED CERAMIC	
APPLICATION		WALL	FLOOR	WALL	FLOOR
INTERIOR	RESIDENTIAL	•		•	
	COMMERCIAL	•		•	
	HEAVY COMMERCIAL				
EXTERIOR	RESIDENTIAL / COMMERCIAL				

<i>Usage recommendations*, Mosaics</i>		GLOSSY GLAZED PORCELAIN		MATTE GLAZED PORCELAIN		MATTE UNGLAZED PORCELAIN	
APPLICATION		WALL	FLOOR	WALL	FLOOR	WALL	FLOOR
INTERIOR	RESIDENTIAL	•	ID	•	ID	•	ID, IW, IW+, EW*, O/G*
	COMMERCIAL	•	ID	•	ID	•	ID, IW, IW+, EW*, O/G*
	HEAVY COMMERCIAL	•		•		•	
EXTERIOR	RESIDENTIAL / COMMERCIAL	•		•		•	ID, IW, IW+, EW*, O/G*

Please note that the Glossy Beveled Arabesque Mosaic and the Glossy Scallop Mosaic are only recommended to be used on the wall.

<i>Technical Information, Tiles and Trims</i>			
ABRASION RESISTANCE	ANSI / ISO	GLOSSY CLASS 0	MATTE CLASS 0
SCRATCH HARDNESS	ANSI / ISO - (Mohs)	GLOSSY 2	MATTE 2
SHADE VARIATION		V1	
SLIP RESISTANCE	ANSI - DCOF (WET)	GLOSSY N/A	MATTE N/A
	ISO - R VALUE	GLOSSY N/A	MATTE N/A

<i>Technical Information, Mosaics</i>			
ABRASION RESISTANCE	ANSI / ISO	CLASS 0, 3, 4	
SCRATCH HARDNESS	ANSI / ISO - (Mohs)	GLOSSY 5	MATTE 6 UNGLAZED 7
SHADE VARIATION		V1	
SLIP RESISTANCE	ANSI - DCOF (WET)	GLOSSY ≥0.42 DRY (ID)	MATTE ≥0.42 DRY (ID)
	ISO - R VALUE	GLOSSY R(+) MATTE R(-)	UNGLAZED R10

For more details see technical and packaging information in the appendix



Patterned Mosaics
A new panorama of decor.

Color blends, patterns and finishes at a glance

Color blends



Morning Blend
(Canvas White, Vintage Grey, Soft Sage)

Afternoon Blend
(Canvas White, Gallery Grey, Cloud Blue)


Evening Blend
(Canvas White, Halo Grey, Cement Chic)




Midnight Blend
(Canvas White, Loft Grey, Retro Black)

Dawn Blend
(Canvas White, Cloud Blue, Retro Black)


Patterns and finishes




Plaid Pattern Mosaic
Matte




Chain Pattern Mosaic
Matte



Cubic Pattern Mosaic
Matte



Hexagon Pattern Mosaic
Matte



Diamond Pattern Mosaic
Matte




Soho Dawn Blend Chain Pattern Matte Mosaic

Patterned mosaics, *Morning Blend*


A luminous and refined palette, whose perception of light lies in the morning’s whispered tones.




Canvas White, Vintage Grey, Soft Sage




Soho Morning Blend Plaid Matte Mosaic



Plaid Pattern Mosaic
Matte



Chain Pattern Mosaic
Matte



Hexagon Pattern Mosaic
Matte



Diamond Pattern Mosaic
Matte




Cubic Pattern Mosaic
Matte

Patterned mosaics, *Afternoon Blend*


A symphony of blue and light grey with the ability to add musicality to any environment.




Canvas White, Gallery Grey, Cloud Blue




Soho Afternoon Blend Chain Matte Mosaic



Plaid Pattern Mosaic
Matte



Chain Pattern Mosaic
Matte



Hexagon Pattern Mosaic
Matte



Diamond Pattern Mosaic
Matte



Cubic Pattern Mosaic
Matte

Patterned mosaics, *Evening Blend*


The gentle seduction of the evening light expressed in a composition of warm nuances.




Canvas White, Halo Grey, Cement Chic




Soho Evening Blend Cubic Matte Mosaic




Plaid Pattern Mosaic
Matte



Chain Pattern Mosaic
Matte



Hexagon Pattern Mosaic
Matte



Diamond Pattern Mosaic
Matte




Cubic Pattern Mosaic
Matte

Patterned mosaics, *Midnight Blend*


Black and white tones, bold and dramatic. A palette that encloses all the magic of the night.



Canvas White, Loft Grey, Retro Black




Soho Midnight Blend Diamond Matte Mosaic




Plaid Pattern Mosaic
Matte



Chain Pattern Mosaic
Matte



Hexagon Pattern Mosaic
Matte



Diamond Pattern Mosaic
Matte




Cubic Pattern Mosaic
Matte

Patterned mosaics, *Dawn Blend*


A sensory stimulating combination of white, blue, and black, which gives rise to a fresh palette of colors.




Canvas White, Cloud Blue, Retro Black




Soho Dawn Blend Hexagon Matte Mosaic




Plaid Pattern Mosaic
Matte



Chain Pattern Mosaic
Matte



Hexagon Pattern Mosaic
Matte



Diamond Pattern Mosaic
Matte



Cubic Pattern Mosaic
Matte



On the wall: 2 in / 5,1 cm Soho Halo Grey Hexagon Matte Mosaic
On the floor: Soho Evening Blend Hexagon Pattern Matte Mosaic

Soho, *Patterned Mosaics*

Sophisticated color combinations and exclusive patterns are offered through a refined collection of Patterned mosaics. They add great interest to large spaces or locations that are looking to add an classic accent to an interior design space on either the wall or floor.

Usage recommendations*		MATTE GLAZED PORCELAIN	
APPLICATION		WALL	FLOOR
INTERIOR	RESIDENTIAL	•	ID
	COMMERCIAL	•	ID
	HEAVY COMMERCIAL	•	
EXTERIOR	RESIDENTIAL / COMMERCIAL	•	

Technical Information		
ABRASION RESISTANCE	ANSI / ISO	CLASS 4
SCRATCH HARDNESS	ANSI / ISO - (Mohs)	6
SHADE VARIATION		V1
SLIP RESISTANCE	ANSI - DCOF (WET)	MATTE ≥0.42 DRY (ID)
	ISO - R VALUE	MATTE R(-)

For more details see technical and packaging information in the appendix

Station, *Color Body Porcelain*.
A classic midcentury terrazzo reinvented for contemporary spaces.



32 x 32 in / 80 x 80 cm Station Ash Matte Rectified Tile
In the shower: 2 x 2 in / 5 x 5 cm Station Ash Matte Mosaic



Colors at a glance

Inspired by the look of the natural grey Terrazzo compositions, a palette of four neutral colors ideal for contemporary interiors.



Ivory




Pearl



Ash


32 x 32 in / 80 x 80 cm image variations



Shadow

Formats and finishes at a glance

This collection offers a range of formats, shapes and sizes that are able to create unique and dynamic surface expressions. In particular, the half hexagon shape allows for dozens of patterns and interesting combinations.



32 x 32 in / 80 x 80 cm
Rectified
Matte



12 x 24 in / 30 x 60 cm
Rectified
Matte




10 x 24 in / 25 x 57.9 cm
Half Hexagon Rectified
Matte

Trim



3 x 24 in / 7.1 x 60 cm
Bullnose
Matte

Mosaic



2 x 2 in / 5 x 5 cm
Mosaic
Matte


Usage recommendations*		MATTE COLOR BODY PORCELAIN	
APPLICATION		WALL	FLOOR
INTERIOR	RESIDENTIAL	•	ID, IW, IW+
	COMMERCIAL	•	ID, IW, IW+
	HEAVY COMMERCIAL	•	
EXTERIOR	RESIDENTIAL / COMMERCIAL	•	

Technical Information		
ABRASION RESISTANCE	ANSI / ISO	CLASS 4
SCRATCH HARDNESS	ANSI / ISO - (Mohs)	6
SHADE VARIATION		V3
SLIP RESISTANCE	ANSI - DCOF (WET)	MATTE ≥0.50 (ID, IW, IW+)
	ISO - R VALUE	MATTE R(-)

For more details see technical and packaging information in the appendix

Station, *Half Hexagon Installation Ideas*

Exquisite designs and patterns to showcase your creativity.



Station Half Hexagon Rectified Matte



10 x 24 in / 25 x 57.9 cm
Half Hexagon Rectified
Matte



10 x 24 in / 25 x 57.9 cm
Half Hexagon Rectified
Matte



10 x 24 in / 25 x 57.9 cm
Half Hexagon Rectified
Matte



10 x 24 in / 25 x 57.9 cm
Half Hexagon Rectified
Matte




10 x 24 in / 25 x 57.9 cm
Half Hexagon Rectified
Matte




10 x 24 in / 25 x 57.9 cm
Half Hexagon Rectified
Matte



10 x 24 in / 25 x 57.9 cm
Half Hexagon Rectified
Matte



10 x 24 in / 25 x 57.9 cm
Half Hexagon Rectified
Matte



10 x 24 in / 25 x 57.9 cm
Half Hexagon Rectified
Matte



On the wall: 32 x 32 in / 80 x 80 cm Station Ash Matte Rectified Tile
On the floor: 10 x 24 in / 25 x 57.9 cm Station Pearl / Shadow Half Hex Matte Rectified Tile



WOOD INSPIRATION

ASPEN 246.

Aspen, *Glazed Porcelain*.
Providing an elegant hardwood look while conserving
the Earth's natural resources.



8 x 48 in / 19.7 x 120 cm Aspen Paper Birch Matte Rectified Tile
On the left wall: 3 x 6 in / 7.5 x 15 cm Soho Canvas White Beveled Glossy Pressed Tile



Colors at a glance

A color palette inspired by Nature. With its variety of color nuances, Aspen recreates wood's essence and warmth in refined and natural tones.



Paper Birch



French Oak



Beachcomber



Sequoia



Ash

6 x 36 in / 14.7 x 90 cm image variations



Grey Ridge

Formats and finishes at a glance

The versatility of wood in a variety of colors, sizes and mosaics, perfect for most design styles and spaces.



8 x 48 in / 19.7 x 120 cm
Rectified
Matte

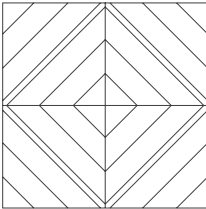


6 x 36 in / 14.7 x 90 cm
Rectified
Matte



4 x 24 in / 9.8 x 60 cm
Rectified
Matte

Mosaic



Marquetry Mosaic
Matte



Aspen Paper Birch Marquetry Matte Mosaic

Aspen, *Marquetry Mosaics*

These mosaics integrate the sophisticated wood patterns into a refined composition that complements the wood planks they were created from. Thin contrasting lines come together to create a diamond shaped accent surrounded by the wooden patterns that surround it. Aspen's mosaics offer an endless potential of expression to most design spaces.



Paper Birch



French Oak



Ash



Beachcomber




Beachcomber
with Statuario




Sequoia



Sequoia
with Statuario



Grey Ridge



Grey Ridge
with Statuario

Usage recommendations*		MATTE GLAZED PORCELAIN	
APPLICATION		WALL	FLOOR
INTERIOR	RESIDENTIAL	•	ID, IW, IW+, EW*, O/G*
	COMMERCIAL	•	ID, IW, IW+, EW*, O/G*
	HEAVY COMMERCIAL	•	
EXTERIOR	RESIDENTIAL / COMMERCIAL	•	ID, IW, IW+, EW*, O/G*

Technical Information		
ABRASION RESISTANCE	ANSI / ISO	CLASS 4
SCRATCH HARDNESS	ANSI / ISO - (Mohs)	7
SHADE VARIATION		V3
SLIP RESISTANCE	ANSI - DCOF (WET)	MATTE ≥0.55 (ID, IW, IW+, EW*, O/G*)
	ISO - R VALUE	MATTE R9

For more details see technical and packaging information in the appendix



ARTISAN INSPIRATION

FORM 254, GEOMETRA 262, MARLOW 270,
TAPESTRI 276, TERAMODA 284.

Form, *Glazed Porcelain*.
A retro modern collection that embodies unique design and décor motifs.



7 in / 17.5 cm Form Hexagon Ice Matte Pressed Tile



Form, *Tiles and Trims*

A select variety of classic sizes and formats define the Form concrete collection: classic squares, decorative hexagons and bullnose trim pieces.



8 x 8 in / 20 x 20 cm
Sand
Pressed
Matte



8 x 8 in / 20 x 20 cm
Ice
Pressed
Matte



8 x 8 in / 20 x 20 cm
Ivory
Pressed
Matte



8 x 8 in / 20 x 20 cm
Tide
Pressed
Matte



8 x 8 in / 20 x 20 cm
Graphite
Pressed
Matte



7 in / 17.5 cm Hexagon
Sand
Pressed
Matte



7 in / 17.5 cm Hexagon
Ice
Pressed
Matte



7 in / 17.5 cm Hexagon
Ivory
Pressed
Matte



7 in / 17.5 cm Hexagon
Tide
Pressed
Matte



7 in / 17.5 cm Hexagon
Graphite
Pressed
Matte



7 in / 17.5 cm Hexagon Frame
Sand
Pressed
Matte



7 in / 17.5 cm Hexagon Frame
Ice
Pressed
Matte



7 in / 17.5 cm Hexagon Frame
Ivory
Pressed
Matte



7 in / 17.5 cm Hexagon Frame
Tide
Pressed
Matte



7 in / 17.5 cm Hexagon Frame
Graphite
Pressed
Matte

Trims



2 x 8 in / 4.7 x 20 cm
Sand Bullnose
Matte



2 x 8 in / 4.7 x 20 cm
Ice Bullnose
Matte



2 x 8 in / 4.7 x 20 cm
Ivory Bullnose
Matte



2 x 8 in / 4.7 x 20 cm
Tide Bullnose
Matte



2 x 8 in / 4.7 x 20 cm
Graphite Bullnose
Matte

Usage recommendations*		MATTE GLAZED PORCELAIN	
APPLICATION		WALL	FLOOR
INTERIOR	RESIDENTIAL	•	ID, IW, IW+, EW*, O/G*
	COMMERCIAL	•	ID, IW, IW+, EW*, O/G*
	HEAVY COMMERCIAL	•	
EXTERIOR	RESIDENTIAL / COMMERCIAL	•	

Technical Information		
ABRASION RESISTANCE	ANSI / ISO	CLASS 4
SCRATCH HARDNESS	ANSI / ISO - (Mohs)	6
SHADE VARIATION		V2 / V3 / V4
SLIP RESISTANCE	ANSI - DCOF (WET)	MATTE ≥0.55 (ID, IW, IW+, EW*, O/G*)
	ISO - R VALUE	MATTE R9

For more details see technical and packaging information in the appendix



On the floor: 8 x 8 in / 20 x 20 cm Form Tide Deco Baroque Matte Pressed Tile
On the wall: 8 x 8 in / 20 x 20 cm Form Monochrome Deco Stellar Matte Pressed Tile

Form, *Decorative Tiles*


Variegated graphics and floral decorations inspired by prototypical encaustic tiles, but designed with contemporary colors and character.



8 x 8 in / 20 x 20 cm
Sand Deco Clover
Pressed
Matte

8 x 8 in / 20 x 20 cm
Sand Deco Baroque
Pressed
Matte

8 x 8 in / 20 x 20 cm
Sand Deco Northstar
Pressed
Matte



8 x 8 in / 20 x 20 cm
Sand Deco Compass
Pressed
Matte

8 x 8 in / 20 x 20 cm
Sand Deco Zenith
Pressed
Matte


8 x 8 in / 20 x 20 cm
Sand Deco Diamond
Pressed
Matte



8 x 8 in / 20 x 20 cm
Tide Deco Clover
Pressed
Matte

8 x 8 in / 20 x 20 cm
Tide Deco Baroque
Pressed
Matte

8 x 8 in / 20 x 20 cm
Tide Deco Northstar
Pressed
Matte



8 x 8 in / 20 x 20 cm
Tide Deco Compass
Pressed
Matte

8 x 8 in / 20 x 20 cm
Tide Deco Zenith
Pressed
Matte

8 x 8 in / 20 x 20 cm
Tide Deco Diamond
Pressed
Matte



8 x 8 in / 20 x 20 cm
Monochrome Deco Lotus
Pressed
Matte

8 x 8 in / 20 x 20 cm
Monochrome Deco Stellar
Pressed
Matte

8 x 8 in / 20 x 20 cm
Monochrome Deco Geo
Pressed
Matte

Form, *Decorative Blends*

This collection is also available in randomized combinations of tile patterns that have been carefully created to generate an abstract composition across your installations.



8 x 8 in / 20 x 20 cm
Sand Deco Blend
Pressed
Matte



8 x 8 in / 20 x 20 cm
Ice Deco Blend
Pressed
Matte



8 x 8 in / 20 x 20 cm
Tide Deco Blend
Pressed
Matte

Usage recommendations*		MATTE GLAZED PORCELAIN	
APPLICATION		WALL	FLOOR
INTERIOR	RESIDENTIAL	•	ID, IW, IW+, EW*, O/G*
	COMMERCIAL	•	ID, IW, IW+, EW*, O/G*
	HEAVY COMMERCIAL	•	
EXTERIOR	RESIDENTIAL / COMMERCIAL	•	

Technical Information		
ABRASION RESISTANCE	ANSI / ISO	CLASS 4
SCRATCH HARDNESS	ANSI / ISO - (Mohs)	6
SHADE VARIATION		V2 / V3 / V4
SLIP RESISTANCE	ANSI - DCOF (WET)	MATTE ≥0.55 (ID, IW, IW+, EW*, O/G*)
	ISO - R VALUE	MATTE R9

For more details see technical and packaging information in the appendix

Geometra, *Glazed Ceramic*.
Geometric precision is reimagined in a striking array of
modern stylistic designs.



3 x 12 in / 7.5 x 30 cm Geometra Divide Emerald Glossy Pressed Tile

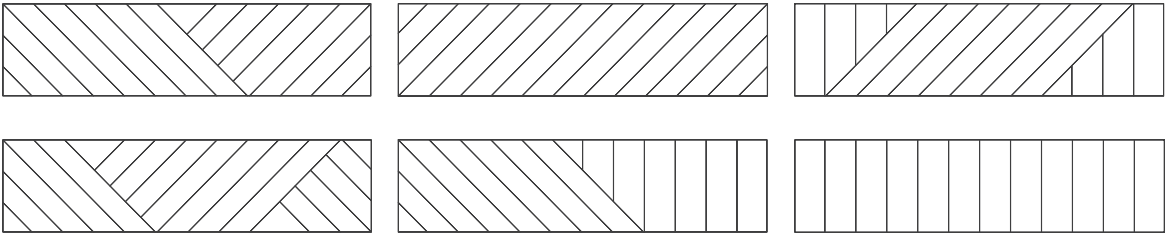


3 x 12 in / 7.5 x 30 cm Geometra Ivy Ink Glossy Pressed Tile

Formats, patterns and finishes at a glance

Maze Pattern


Discover the elegant labyrinth found in the Maze design. Complex yet refined, the variation found in the 6 individual faces of this remarkable design makes for a unique application in each installation, creating charming, tailored modern spaces.



3 x 12 in / 7.5 x 30 cm
Maze Pressed
Glossy

Divide Pattern


Creating a sense of direction and consistency, Divide invites a sense of purposeful movement to a space. The strong nature of the lines in the 6 unique designs conveys its expansive length, complimenting a space beautifully with subtle dimension.



3 x 12 in / 7.5 x 30 cm
Divide Pressed
Glossy

Ivy Pattern

Organic inspiration intertwines with a geometric influence in this dynamic shape. Static vertical lines diverge in a multitude of organic pathways, reminiscent of vining ivy, with its 6 unique faces this pattern creates surfaces with a serene sense of vitality.




3 x 12 in / 7.5 x 30 cm
Ivy Pressed
Glossy

Trim

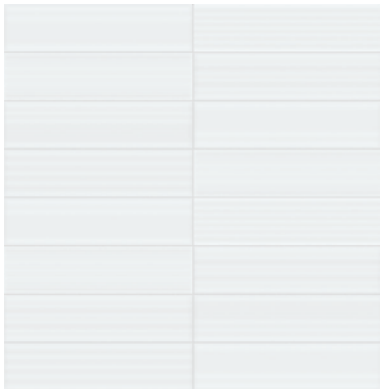


12 in / 30 cm
Quarter Round
Glossy


Colors, formats and finishes at a glance



3 x 12 in / 7.5 x 30 cm Maze
Powder
Pressed
Glossy



3 x 12 in / 7.5 x 30 cm Divide
Powder
Pressed
Glossy




3 x 12 in / 7.5 x 30 cm Ivy
Powder
Pressed
Glossy


12 in / 30 cm
Powder
Quarter Round
Glossy



3 x 12 in / 7.5 x 30 cm Maze
Charcoal
Pressed
Glossy




3 x 12 in / 7.5 x 30 cm Divide
Charcoal
Pressed
Glossy




3 x 12 in / 7.5 x 30 cm Ivy
Charcoal
Pressed
Glossy

12 in / 30 cm
Charcoal
Quarter Round
Glossy



3 x 12 in / 7.5 x 30 cm Maze
Silver
Pressed
Glossy




3 x 12 in / 7.5 x 30 cm Divide
Silver
Pressed
Glossy

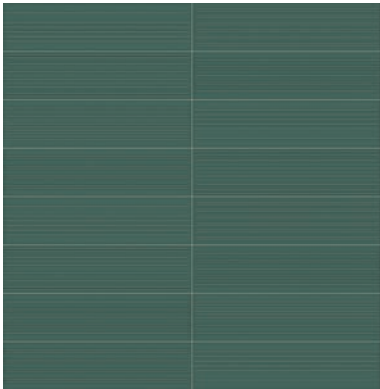


3 x 12 in / 7.5 x 30 cm Ivy
Silver
Pressed
Glossy


12 in / 30 cm
Silver
Quarter Round
Glossy



3 x 12 in / 7.5 x 30 cm Maze
Emerald
Pressed
Glossy




3 x 12 in / 7.5 x 30 cm Divide
Emerald
Pressed
Glossy




3 x 12 in / 7.5 x 30 cm Ivy
Emerald
Pressed
Glossy


12 in / 30 cm
Emerald
Quarter Round
Glossy



3 x 12 in / 7.5 x 30 cm Maze
Stone
Pressed
Glossy




3 x 12 in / 7.5 x 30 cm Divide
Stone
Pressed
Glossy




3 x 12 in / 7.5 x 30 cm Ivy
Stone
Pressed
Glossy


12 in / 30 cm
Stone
Quarter Round
Glossy



3 x 12 in / 7.5 x 30 cm Maze
Ink
Pressed
Glossy



3 x 12 in / 7.5 x 30 cm Divide
Ink
Pressed
Glossy



3 x 12 in / 7.5 x 30 cm Ivy
Ink
Pressed
Glossy

12 in / 30 cm
Ink
Quarter Round
Glossy



3 x 12 in / 7.5 x 30 cm Geometra Maze Stone Glossy Pressed Tile

Geometra, *Key highlights*

Geometric composition takes center stage in this collection, embracing a modern aesthetic. The intricacies and captivating color variations orchestrate an enchanting texture and depth upon the solid canvas, which contributes to the feeling of three-dimensionality and expansiveness.

Usage recommendations*			
APPLICATION		GLOSSY GLAZED CERAMIC	
INTERIOR		WALL	FLOOR
	RESIDENTIAL	•	
	COMMERCIAL	•	
	HEAVY COMMERCIAL		
EXTERIOR	RESIDENTIAL / COMMERCIAL		

Technical Information		
ABRASION RESISTANCE	ANSI / ISO	CLASS 0
SCRATCH HARDNESS	ANSI / ISO - (Mohs)	2
SHADE VARIATION		V2
SLIP RESISTANCE	ANSI - DCOF (WET)	GLOSSY N/A
	ISO - R VALUE	GLOSSY N/A

For more details see technical and packaging information in the appendix

Marlow, *Glazed Ceramic*.
Contemporary subway tile with an artisanal surface expression.



3 x 12 in / 7.5 x 30 cm Marlow Tide Glossy Pressed Tile
On the floor: 24 x 48 in / 60 x 120 cm Mjörk Clay Matte Rectified Tile



3 x 12 in / 7.5 x 30 cm Marlow Tide Glossy Tile

Colors at a glance

A delicate and reflective color palette enhances the virtue of the Marlow collection.



Cloud



Mist



Desert



Earth



Tide

3 x 12 in / 7.5 x 30 cm image variations



Smoke

Formats and finishes at a glance

The collection is offered in a classic rectangular form, in two sizes along with a complementary quarter round.



3 x 12 in / 7.5 x 30 cm
Pressed
Glossy / Matte (Cloud color)



3 x 6 in / 7.5 x 15 cm
Pressed
Glossy / Matte (Cloud color)

Trim



12 in / 30 cm
Quarter Round
Glossy / Matte (Cloud color)

Usage recommendations*		GLOSSY GLAZED CERAMIC		MATTE GLAZED CERAMIC	
APPLICATION		WALL	FLOOR	WALL	FLOOR
INTERIOR	RESIDENTIAL	•		•	
	COMMERCIAL	•		•	
	HEAVY COMMERCIAL				
EXTERIOR	RESIDENTIAL / COMMERCIAL				

Technical Information			
ABRASION RESISTANCE	ANSI / ISO	GLOSSY CLASS 0	MATTE CLASS 0
SCRATCH HARDNESS	ANSI / ISO - (Mohs)	GLOSSY 4	MATTE 4
SHADE VARIATION		V1	
SLIP RESISTANCE	ANSI - DCOF (WET)	GLOSSY N/A	MATTE N/A
	ISO - R VALUE	GLOSSY N/A	MATTE N/A

For more details see technical and packaging information in the appendix


Tapestri, *Glazed Porcelain*.
Experimenting with geometric designs, color tones and interweaving patterns.




8.5 in / 21.6 cm Tapestri Denim Blend Hexagon Matte Pressed Tile
On the floor: 8 x 48 in / 19.7 x 120 cm Aspen Paper Birch Matte Rectified Tile

Colors, formats and finishes at a glance

A versatile mix of delicate and neutral color tones combined with elegant and sophisticated design patterns. This collection is offered in two formats: square and hexagon. Hexagonal tiles are featured in both a cement look and a delicate patterned designs.




8 x 8 in / 20 x 20 cm
Cashmere Blend
Pressed
Matte




8.5 in / 21.6 cm Hexagon
Cashmere Blend
Pressed
Matte



8.5 in / 21.6 cm Hexagon
Cashmere
Pressed
Matte




8 x 8 in / 20 x 20 cm
Wool Blend
Pressed
Matte




8.5 in / 21.6 cm Hexagon
Wool Blend
Pressed
Matte



8.5 in / 21.6 cm Hexagon
Wool
Pressed
Matte




8 x 8 in / 20 x 20 cm
Denim Blend
Pressed
Matte




8.5 in / 21.6 cm Hexagon
Denim Blend
Pressed
Matte



8.5 in / 21.6 cm Hexagon
Grey Denim
Pressed
Matte



8 x 8 in / 20 x 20 cm
Silk Blend
Pressed
Matte



8.5 in / 21.6 cm Hexagon
Silk Blend
Pressed
Matte



8.5 in / 21.6 cm Hexagon
Silk
Pressed
Matte



8.5 in / 21.6 cm Tapestri Denim Blend Hexagon Matte Pressed Tile
On the floor: 8 x 48 in / 19.7 x 120 cm Aspen Paper Birch Matte Rectified Tile





8 x 8 in / 20 x 20 cm Tapestri Silk Blend Matte Pressed Tile

Tapestri, *Key highlights*

Modern textile-inspired patterns are offered along with concrete look tiles in the Tapestri collection. The inclusion of a wide variety of pattern variations across this collection creates a personalized layout within each interior design space. It is a look that is well connected to both the traditional feel of encaustic tiles as well as the subtle and refined color nuances that are only able to be produced with today's contemporary high resolution printing techniques.

Usage recommendations*			
		MATTE GLAZED PORCELAIN	
APPLICATION		WALL	FLOOR
INTERIOR	RESIDENTIAL	•	ID, IW, IW+, EW*, OG*
	COMMERCIAL	•	ID, IW, IW+, EW*, OG*
	HEAVY COMMERCIAL	•	
EXTERIOR	RESIDENTIAL / COMMERCIAL	•	ID, IW, IW+, EW*, OG*

Technical Information		
ABRASION RESISTANCE	ANSI / ISO	CLASS 4
SCRATCH HARDNESS	ANSI / ISO - (Mohs)	6
SHADE VARIATION		V2 - V4
SLIP RESISTANCE	ANSI - DCOF (WET)	MATTE ≥0.55 (ID, IW, IW+, EW*, OG*)
	ISO - R VALUE	MATTE R9

For more details see technical and packaging information in the appendix

Teramoda, *Glazed Ceramic*.
A rich and playful collection of perfectly irregular wall tiles,
inspired by the artisinal feel of handmade ceramics.




3 x 12 in / 7.5 x 30 cm Teramoda Ink Glossy Pressed Tile
On the floor: 8 x 48 in / 19.7 x 120 cm Aspen Grey Ridge Matte Rectified Tile

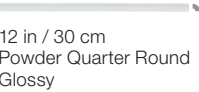


Colors, formats and finishes at a glance

The beauty of colors comes alive in the Teramoda collection. Made of ceramic, they have an almost handmade feel thanks to their textured bodies and a high-shine finish. The ultimate balance and unexpected twist between a glossy look blended with the handcrafted charm of artisanal tiles. Available in three different formats, all with artistically uneven surfaces and irregular edges.



3 x 12 in / 7.5 x 30 cm
Powder
Pressed
Glossy



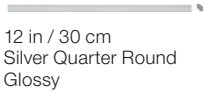
12 in / 30 cm
Powder Quarter Round
Glossy



6 in / 15 cm Hexagon
Powder
Pressed
Glossy



3 x 12 in / 7.5 x 30 cm
Silver
Pressed
Glossy



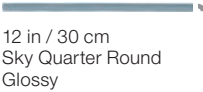
12 in / 30 cm
Silver Quarter Round
Glossy



6 in / 15 cm Hexagon
Silver
Pressed
Glossy




3 x 12 in / 7.5 x 30 cm
Sky
Pressed
Glossy



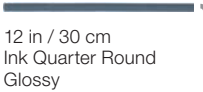
12 in / 30 cm
Sky Quarter Round
Glossy




6 in / 15 cm Hexagon
Sky
Pressed
Glossy



3 x 12 in / 7.5 x 30 cm
Ink
Pressed
Glossy



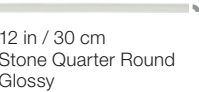
12 in / 30 cm
Ink Quarter Round
Glossy



6 in / 15 cm Hexagon
Ink
Pressed
Glossy



3 x 12 in / 7.5 x 30 cm
Stone
Pressed
Glossy



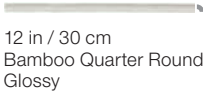
12 in / 30 cm
Stone Quarter Round
Glossy



6 in / 15 cm Hexagon
Stone
Pressed
Glossy



3 x 12 in / 7.5 x 30 cm
Bamboo
Pressed
Glossy



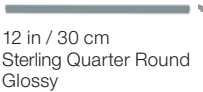
12 in / 30 cm
Bamboo Quarter Round
Glossy



6 in / 15 cm Hexagon
Bamboo
Pressed
Glossy



3 x 12 in / 7.5 x 30 cm
Sterling
Pressed
Glossy



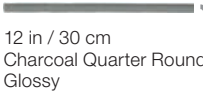
12 in / 30 cm
Sterling Quarter Round
Glossy



6 in / 15 cm Hexagon
Sterling
Pressed
Glossy



3 x 12 in / 7.5 x 30 cm
Charcoal
Pressed
Glossy



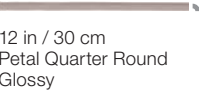
12 in / 30 cm
Charcoal Quarter Round
Glossy



6 in / 15 cm Hexagon
Charcoal
Pressed
Glossy



3 x 12 in / 7.5 x 30 cm
Petal
Pressed
Glossy



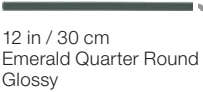
12 in / 30 cm
Petal Quarter Round
Glossy




6 in / 15 cm Hexagon
Petal
Pressed
Glossy



3 x 12 in / 7.5 x 30 cm
Emerald
Pressed
Glossy



12 in / 30 cm
Emerald Quarter Round
Glossy



6 in / 15 cm Hexagon
Emerald
Pressed
Glossy


Color and shine: new, perfectly irregular designs
to create dynamism.



6 in / 15 cm Teramoda Emerald Hexagon Glossy Pressed Tile



3 x 12 in / 7.5 x 30 cm Teramoda Powder Glossy Pressed Tile
On the floor: 32 x 32 in / 80 x 80 cm Station Pearl Matte Rectified Tile





3 x 12 in / 7.5 x 30 cm Teramoda Petal Glossy Pressed Tile

Teramoda, *Key highlights*

This playful and colorful collection of wall tiles features two versatile shapes with a super glossy, elegant surface finish. Each tile is crafted with an uneven edge, designed to give a unique, handmade look. Walls become colorful, the surfaces lively; the Teramoda collection defines new ways to liven interiors.

Usage recommendations*		GLOSSY GLAZED CERAMIC	
APPLICATION		WALL	FLOOR
INTERIOR	RESIDENTIAL	•	
	COMMERCIAL	•	
	HEAVY COMMERCIAL		
EXTERIOR	RESIDENTIAL / COMMERCIAL		

Technical Information		
ABRASION RESISTANCE	ANSI / ISO	CLASS 0
SCRATCH HARDNESS	ANSI / ISO - (Mohs)	2
SHADE VARIATION		V2
SLIP RESISTANCE	ANSI - DCOF (WET)	GLOSSY N/A
	ISO - R VALUE	GLOSSY N/A

For more details see technical and packaging information in the appendix



TEXTILE INSPIRATION

BELGIAN LINEN 296.

Belgian Linen, *Color Body Porcelain*.
The intersection of intricately woven linen with the resilience of enduring porcelain.




12 x 24 in / 30 x 60 cm Belgian Linen Fog Matte Rectified Tile




Exquisite patterns providing a delicate textured look.

Colors at a glance


Light and warm colors from a muted palette of earthy tones. Creamy-whites, soft beiges and warm greys.



Ivory




Fog




Mica

12 x 24 / 30 x 60 cm image variations



Natural



Mist

Formats and finishes at a glance

A mix of two primary tile sizes and a range of reciprocal mosaics formats, including a selection of popular random strip, stacked and basketweave mosaics.



12 x 24 in / 30 x 60 cm
Rectified
Matte




6 x 24 in / 15 x 60 cm
Rectified
Matte

Trim



3 x 12 in / 7.1 x 29.8 cm
Bullnose
Matte

Mosaic



2 x 2 in / 5 x 5 cm
Basketweave Mosaic
Matte

Specialty Mosaics




1 x 4 in / 2.5 x 10 cm
Stacked Mosaic
Light Blend
Matte



1 x 4 in / 2.5 x 10 cm
Stacked Mosaic
Dark Blend
Matte



Random Strip
Mosaic
Light Blend
Matte



Random Strip
Mosaic
Dark Blend
Matte

Usage recommendations*			
MATTE COLOR BODY PORCELAIN			
APPLICATION		WALL	FLOOR
INTERIOR	RESIDENTIAL	•	ID, IW, IW+
	COMMERCIAL	•	ID, IW, IW+
	HEAVY COMMERCIAL	•	
EXTERIOR	RESIDENTIAL / COMMERCIAL	•	

Technical Information		
ABRASION RESISTANCE	ANSI / ISO	CLASS 4
SCRATCH HARDNESS	ANSI / ISO - (Mohs)	7
SHADE VARIATION		V1
SLIP RESISTANCE	ANSI - DCOF (WET)	MATTE ≥0.50 (ID, IW, IW+)
	ISO - R VALUE	MATTE R9

For more details see technical and packaging information in the appendix



On the Floor: 12 x 24 / 30 x 60 cm Belgian Linen Ivory Matte Rectified Color Body Porcelain Tile
 On the Wall: 2 x 2 in / 5 x 5 cm Belgian Linen Ivory Basketweave Matte Color Body Porcelain Mosaic





ACCESSORIES

MARMILINE 306, SURFACE PROTECTION 312.

Marmiline, *Engineered Stone*.
A dynamic and universal solution, designed to perfectly
complete any space.



18 x 47.2 in / 45.7 x 119.8 cm Marmiline Ivory Polished Engineered Stone Bench





The perfect fit for bathrooms, showers and doorways.

Colors at a glance



Snow



Ivory




Mist




Pearl




Ash



Fog



Shadow



Midnight

Formats and finish at a glance




6 x 94.5 in / 15.2 x 240 cm
Sill
Polished




6 x 76 in / 15.2 x 193 cm
Sill
Polished




4.5 x 62 in / 11.5 x 157.5 cm
Sill
Polished



18 x 47.2 in / 45.7 x 119.8 cm
Bench
Polished



14 x 36 in / 35.5 x 91.4 cm
Bench
Polished



5 x 36 in / 12.7 x 91.4 cm
Large Bevel Threshold
Polished



4 x 36 in / 10.2 x 91.4 cm
Threshold
Polished



11.8 x 27.6 in / 30 x 70 cm
Niche Back Panel
Polished

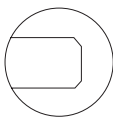


3.5 x 36 in / 89 x 91.4 cm
Niche Sill
Polished

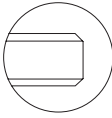


8.9 in / 22.6 cm
Corner Shelf
Polished

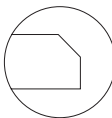
Bevels at a glance



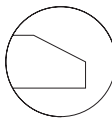
Sill
Bevel



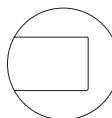
Bench
Bevel



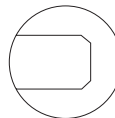
Threshold
Bevel



Large Bevel
Threshold



Niche Sill +
Back Panel Bevel



Corner Shelf
Bevel

Guardia and Guardia Pro, *Surface Protection*.
Protect your valuable floors and hard surfaces against tools, sharp debris, paint,
liquids, dirt, and other hazards.



Guardia Surface Protection

Guardia, *Surface Protection*.
A multi-layered, multi-use and reusable protection mat for your job site.



Guardia Surface Protection

Formats at a glance



30 Rolls
300 sqft / 27.75 m2 Per Roll
36 in x 100 ft / 91 cm x 30.5 m Per Roll



23 Rolls
150 sqft / 13.88 m2 Per Roll
36 in x 50 ft / 91 cm x 15.25 m Per Roll

BREATHABLE FILM, WATERPROOF

DENSE FIBER STRUCTURE

ADHESIVE BACKING

RESISTANT

BREATHABLE

WATERPROOF

ANTI SLIP

EASILY APPLIED

NO TAPE NEEDED

Guardia Pro, *Surface Protection*.
A multi-layered, multi-use and reusable protection mat for your job site built with a special absorbent layer and extra tearing and tensile strength.



Guardia Surface Protection


Formats at a glance



24 Rolls
300 sqft / 27.75 m2 Per Roll
36 in x 100 ft / 91 cm x 30.5 m Per Roll



18 Rolls
150 sqft / 13.88 m2 Per Roll
36 in x 50 ft / 91 cm x 15.25 m Per Roll



TECHNICAL AND PACKAGING SPECIFICATIONS 320, USAGE RECOMMENDATIONS 330,
INSTALLATION INSTRUCTIONS 332, CARE AND MAINTENANCE 333, WARRANTY 334.

Technical and packaging information

DESCRIPTION	ACTUAL	THICKNESS	INTERIOR RESIDENTIAL / COMMERCIAL	INTERIOR HEAVY COMMERCIAL	EXTERIOR RESIDENTIAL / COMMERCIAL	WATER ABSORPTION ANSI / ISO (%)	ABRASION OR DEEP ABRASION RESISTANCE ANSI / ISO
Stone Inspiration							

Artifact

13 x 13 in / 33 x 33 cm MATTE PRESSED GLAZED PORCELAIN	330 x 330 mm	7.6 mm	WALL / FLOOR	WALL	WALL / FLOOR	< 0.5%	CLASS 4
12 x 24 in / 30 x 60 cm MATTE PRESSED GLAZED PORCELAIN	300 x 600 mm	8.4 mm	WALL / FLOOR	WALL	WALL / FLOOR	< 0.5%	CLASS 4

Coliseo

20 x 20 in / 50 x 50 cm MATTE PRESSED GLAZED PORCELAIN	497 x 497 mm	8.5 mm	WALL / FLOOR	WALL	WALL / FLOOR	< 0.5%	CLASS 4
13 x 13 in / 33 x 33 cm MATTE PRESSED GLAZED PORCELAIN	330 x 330 mm	7.6 mm	WALL / FLOOR	WALL	WALL / FLOOR	< 0.5%	CLASS 4
12 x 24 in / 30 x 60 cm MATTE PRESSED GLAZED PORCELAIN	300 x 600 mm	8.4 mm	WALL / FLOOR	WALL	WALL / FLOOR	< 0.5%	CLASS 4

Davenport

16 x 32 in / 40 x 80 cm MATTE PRESSED GLAZED PORCELAIN	400 x 800 mm	9.3 mm	WALL / FLOOR	WALL	WALL	< 0.5%	CLASS 4
12 x 24 in / 30 x 60 cm MATTE PRESSED GLAZED PORCELAIN	300 x 600 mm	8.4 mm	WALL / FLOOR	WALL	WALL	< 0.5%	CLASS 4
13 x 13 in / 33 x 33 cm MATTE PRESSED GLAZED PORCELAIN	330 x 330 mm	7.1 mm	WALL / FLOOR	WALL	WALL	< 0.5%	CLASS 4

La Marca

24 x 48 in / 60 x 120 cm HONED RECTIFIED GLAZED PORCELAIN	600 x 1200 mm	10.3 mm	WALL / FLOOR	WALL	WALL	< 0.5%	CLASS 4
24 x 48 in / 60 x 120 cm POLISHED RECTIFIED GLAZED PORCELAIN	600 x 1200 mm	10.3 mm	WALL / FLOOR	WALL	WALL	< 0.5%	CLASS 4
32 x 32 in / 80 x 80 cm HONED RECTIFIED GLAZED PORCELAIN	800 x 800 mm	11.5 mm	WALL / FLOOR	WALL	WALL	< 0.5%	CLASS 4
32 x 32 in / 80 x 80 cm POLISHED RECTIFIED GLAZED PORCELAIN	800 x 800 mm	11.5 mm	WALL / FLOOR	WALL	WALL	< 0.5%	CLASS 4
24 x 24 in / 60 x 60 cm HONED RECTIFIED GLAZED PORCELAIN	600 x 600 mm	9.3 mm	WALL / FLOOR	WALL	WALL	< 0.5%	CLASS 4
24 x 24 in / 60 x 60 cm POLISHED RECTIFIED GLAZED PORCELAIN	600 x 600 mm	9.3 mm	WALL / FLOOR	WALL	WALL	< 0.5%	CLASS 4
12 x 24 in / 30 x 60 cm HONED RECTIFIED GLAZED PORCELAIN	300 x 600 mm	8.4 mm	WALL / FLOOR	WALL	WALL	< 0.5%	CLASS 4
12 x 24 in / 30 x 60 cm POLISHED RECTIFIED GLAZED PORCELAIN	300 x 600 mm	8.4 mm	WALL / FLOOR	WALL	WALL	< 0.5%	CLASS 4
4 x 12 in / 9.8 x 30 cm HONED RECTIFIED GLAZED PORCELAIN	98 x 300 mm	8.4 mm	WALL / FLOOR	WALL	WALL	< 0.5%	CLASS 4
4 x 12 in / 9.8 x 30 cm POLISHED RECTIFIED GLAZED PORCELAIN	98 x 300 mm	8.4 mm	WALL / FLOOR	WALL	WALL	< 0.5%	CLASS 4

Lumino

20 x 20 in / 50 x 50 cm MATTE PRESSED GLAZED PORCELAIN	497 x 497 mm	8.5 mm	WALL / FLOOR	WALL	WALL / FLOOR	< 0.5%	CLASS 4
13 x 13 in / 33 x 33 cm MATTE PRESSED GLAZED PORCELAIN	330 x 330 mm	7.6 mm	WALL / FLOOR	WALL	WALL / FLOOR	< 0.5%	CLASS 4
12 x 24 in / 30 x 60 cm MATTE PRESSED GLAZED PORCELAIN	300 x 600 mm	8.4 mm	WALL / FLOOR	WALL	WALL / FLOOR	< 0.5%	CLASS 4
12 x 24 in / 30 x 60 cm HERITAGE TEXTURE PRESSED GLAZED PORCELAIN	300 x 600 mm	8.4 mm	WALL / FLOOR	WALL	WALL / FLOOR	< 0.5%	CLASS 4

Mayfair

24 x 48 in / 60 x 120 cm POLISHED RECTIFIED GLAZED PORCELAIN	600 x 1200 mm	9 mm	WALL / FLOOR	WALL	WALL	< 0.5%	CLASS 4
16 x 32 in / 40 x 80 cm MATTE RECTIFIED GLAZED PORCELAIN	400 x 800 mm	9 mm	WALL / FLOOR	WALL	WALL	< 0.5%	CLASS 4
16 x 32 in / 40 x 80 cm POLISHED RECTIFIED GLAZED PORCELAIN	400 x 800 mm	9 mm	WALL / FLOOR	WALL	WALL	< 0.5%	CLASS 4
24 x 24 in / 60 x 60 cm MATTE RECTIFIED GLAZED PORCELAIN	600 x 600 mm	8.3 mm	WALL / FLOOR	WALL	WALL	< 0.5%	CLASS 4
24 x 24 in / 60 x 60 cm POLISHED RECTIFIED GLAZED PORCELAIN	600 x 600 mm	8.3 mm	WALL / FLOOR	WALL	WALL	< 0.5%	CLASS 4
12 x 24 in / 30 x 60 cm MATTE RECTIFIED GLAZED PORCELAIN	300 x 600 mm	8.3 mm	WALL / FLOOR	WALL	WALL	< 0.5%	CLASS 4
12 x 24 in / 30 x 60 cm POLISHED RECTIFIED GLAZED PORCELAIN	300 x 600 mm	8.3 mm	WALL / FLOOR	WALL	WALL	< 0.5%	CLASS 4
10.5 x 32 in / 26.5 x 80 cm POLISHED RECTIFIED GLAZED PORCELAIN	265 x 800 mm	9 mm	WALL / FLOOR	WALL	WALL	< 0.5%	CLASS 4
4 x 12 in / 9.5 x 30 cm POLISHED RECTIFIED GLAZED PORCELAIN	95 x 300 mm	8.5 mm	WALL / FLOOR	WALL	WALL	< 0.5%	CLASS 4

SCRATCH HARDNESS ANSI / ISO (Mohs)	BREAKING STRENGTH ANSI - (LBF) / ISO - (N)	SHADE VARIATION	SLIP RESISTANCE ANSI - DCOF (WET) ISO - R VALUE	CHEMICAL RESISTANCE ANSI / ISO	STAIN RESISTANCE ANSI / ISO	FROST RESISTANCE ANSI / ISO	M² SKID	SOFT SKID	KGS. SKID	LBS. SKID

8	>350 / >1600	V3	≥0.65 (ID, IW, IW+, EW*, O/G*) / R10	CLASS A	CLASS A / CLASS 5	PASS	64.8	697.68	1101.6	2428.59
8	>350 / >1600	V3	≥0.65 (ID, IW, IW+, EW*, O/G*) / R10	CLASS A	CLASS A / CLASS 5	PASS	46.08	496	863.04	1902.68

8	>350 / >1600	V3	≥0.65 (ID, IW, IW+, EW*, O/G*) / R10	CLASS A	CLASS A / CLASS 5	PASS	35.52	382.32	691.92	1525.42
8	>350 / >1600	V3	≥0.65 (ID, IW, IW+, EW*, O/G*) / R10	CLASS A	CLASS A / CLASS 5	PASS	64.8	697.68	1101.6	2428.59
8	>350 / >1600	V3	≥0.65 (ID, IW, IW+, EW*, O/G*) / R10	CLASS A	CLASS A / CLASS 5	PASS	46.08	496.0	863.04	1902.68

8	≥350 / >1500	V3	≥0.50 (ID, IW, IW+) / R10	CLASS A	CLASS A / CLASS 5	PASS	28.16	330.72	603.53	1446.24
8	≥350 / >1500	V3	≥0.50 (ID, IW, IW+) / R10	CLASS A	CLASS A / CLASS 5	PASS	46.08	496	876.7	1932.8
8	≥350 / >1500	V3	≥0.50 (ID, IW, IW+) / R10	CLASS A	CLASS A / CLASS 5	PASS	69.6	749.36	1186.5	2615.8

5	≥360 / >1600	V2	≥ 0.50 WET (ID, IW, IW+) / R(-)	CLASS A	CLASS A / CLASS 5	PASS	40.32	434	937.2	2066.19
5	≥360 / >1600	V2	≥ 0.42 DRY (ID) / R(-)	CLASS A	CLASS A / CLASS 5	PASS	40.32	434	937.2	2066.19
5	≥360 / >1600	V2	≥ 0.50 WET (ID, IW, IW+) / R(-)	CLASS A	CLASS A / CLASS 5	PASS	40.96	440.96	1071.09	2361.36
5	≥360 / >1600	V2	≥ 0.42 DRY (ID) / R(-)	CLASS A	CLASS A / CLASS 5	PASS	40.96	440.96	1080.02	2381.04
5	≥360 / >1600	V2	≥ 0.50 WET (ID, IW, IW+) / R(-)	CLASS A	CLASS A / CLASS 5	PASS	46.08	496	908.17	2002.18
5	≥360 / >1600	V2	≥ 0.42 DRY (ID) / R(-)	CLASS A	CLASS A / CLASS 5	PASS	46.08	496	955.03	2105.5
5	≥360 / >1600	V2	≥ 0.50 WET (ID, IW, IW+) / R(-)	CLASS A	CLASS A / CLASS 5	PASS	46.08	496	861.84	1900.04
5	≥360 / >1600	V2	≥ 0.42 DRY (ID) / R(-)	CLASS A	CLASS A / CLASS 5	PASS	46.08	496	861.84	1900.04
5	≥360 / >1600	V2	≥ 0.50 WET (ID, IW, IW+) / R(-)	CLASS A	CLASS A / CLASS 5	PASS	52.8	568.2	1007.51	2221.2
5	≥360 / >1600	V2	≥ 0.42 DRY (ID) / R(-)	CLASS A	CLASS A / CLASS 5	PASS	52.8	568.2	1007.51	2221.2

8	>350 / >1600	V3	≥0.60 (ID, IW, IW+, EW*, O/G*) / R10	CLASS A	CLASS A / CLASS 5	PASS	35.52	382.32	691.92	1525.42
8	>350 / >1600	V3	≥0.60 (ID, IW, IW+, EW*, O/G*) / R10	CLASS A	CLASS A / CLASS 5	PASS	64.8	697.68	1101.6	2428.59
8	>350 / >1600	V3	≥0.60 (ID, IW, IW+, EW*, O/G*) / R10	CLASS A	CLASS A / CLASS 5	PASS	46.08	496.0	863.04	1902.68
6	>350 / >1600	V3	≥0.60 (ID, IW, IW+, EW*, O/G*) / R10	CLASS A	CLASS A / CLASS 5	PASS	46.08	496.0	863.04	1902.68

5	≥500 / >2200	V2	≥ 0.42 DRY (ID) / R(-)	CLASS A	CLASS A / CLASS 5	PASS	47.52	511.5	1020	2248.72
6	≥500 / >2200	V2	≥0.42 (ID, IW) / R -)	CLASS A	CLASS A / CLASS 5	PASS	61.44	661.44	1295.03	2855.06
5	≥500 / >2200	V2	≥ 0.42 DRY (ID) / R(-)	CLASS A	CLASS A / CLASS 5	PASS	61.44	661.44	1295.03	2855.06
6	≥450 / >2000	V2	≥0.42 (ID, IW)2 / R(-)	CLASS A	CLASS A / CLASS 5	PASS	51.84	558	1025.03	2259.81
5	≥450 / >2000	V2	≥ 0.42 DRY (ID) / R(-)	CLASS A	CLASS A / CLASS 5	PASS	51.84	558	1025.03	2259.81
6	≥450 / >2000	V2	≥0.42 (ID, IW) / R(-)	CLASS A	CLASS A / CLASS 5	PASS	51.84	558	1024.95	2259.65
5	≥450 / >2000	V2	≥ 0.42 DRY (ID) / R(-)	CLASS A	CLASS A / CLASS 5	PASS	51.84	558	1024.95	2259.65
5	≥500 / >2200	V2	≥ 0.42 DRY (ID) / R(-)	CLASS A	CLASS A / CLASS 5	PASS	68.58	738.18	1251.69	2759.51
5	≥450 / >2000	V2	≥ 0.42 DRY (ID) / R(-)	CLASS A	CLASS A / CLASS 5	PASS	46.44	500.04	992.74	2188.62

*Test values are based on ANSI / ISO standards according to: ANSI A137.1 (Section 6), ISO 13006 (Section 7), EN 14411 (Section 8). Variances in test values can occur in different production lots.
**While the information has been presented with all due care, Anatolia Inc, does not warrant the information is free from errors or omission. Actual colors may vary depending on product.

Technical and packaging specifications

DESCRIPTION	ACTUAL	THICKNESS	INTERIOR RESIDENTIAL / COMMERCIAL	INTERIOR HEAVY COMMERCIAL	EXTERIOR RESIDENTIAL / COMMERCIAL	WATER ABSORPTION ANSI / ISO (%)	ABRASION OR DEEP ABRASION RESISTANCE ANSI / ISO
-------------	--------	-----------	---	---------------------------------	---	---------------------------------------	--

Mjörk

24 x 48 in / 60 x 120 cm MATTE RECTIFIED COLOR BODY PORCELAIN	600 x 1200 mm	10.3 mm	WALL / FLOOR	WALL	WALL	≤0.4%	CLASS 4
32 x 32 in / 80 x 80 cm MATTE RECTIFIED COLOR BODY PORCELAIN	800 x 800 mm	11.5 mm	WALL / FLOOR	WALL	WALL	≤0.4%	CLASS 4
12 x 24 in / 30 x 60 cm MATTE RECTIFIED COLOR BODY PORCELAIN	300 x 600 mm	8.4 mm	WALL / FLOOR	WALL	WALL	≤0.4%	CLASS 4

Nord

24 x 48 in / 59.5 x 119.5 cm MATTE RECTIFIED COLOR BODY PORCELAIN	595 x 1195 mm	10 mm	WALL / FLOOR	WALL	WALL	< 0.5%	CLASS 4
24 x 24 in / 59.5 x 59.5 cm MATTE RECTIFIED COLOR BODY PORCELAIN	595 x 595 mm	9 mm	WALL / FLOOR	WALL	WALL	< 0.5%	CLASS 4
12 x 24 in / 29.5 x 59.5 cm MATTE RECTIFIED COLOR BODY PORCELAIN	295 x 595 mm	9 mm	WALL / FLOOR	WALL	WALL	< 0.5%	CLASS 4

Plata

24 x 48 in / 60 x 120 cm MATTE RECTIFIED GLAZED PORCELAIN	600 x 1200 mm	9 mm	WALL / FLOOR	WALL	WALL	< 0.5%	CLASS 4
24 x 48 in / 60 x 120 cm POLISHED RECTIFIED GLAZED PORCELAIN	600 x 1200 mm	9 mm	WALL / FLOOR	WALL	WALL	< 0.5%	CLASS 4
24 x 24 in / 60 x 60 cm MATTE RECTIFIED GLAZED PORCELAIN	600 x 600 mm	8.5 mm	WALL / FLOOR	WALL	WALL	< 0.5%	CLASS 4
24 x 24 in / 60 x 60 cm POLISHED RECTIFIED GLAZED PORCELAIN	600 x 600 mm	8.5 mm	WALL / FLOOR	WALL	WALL	< 0.5%	CLASS 4
12 x 24 in / 30 x 60 cm MATTE RECTIFIED GLAZED PORCELAIN	300 x 600 mm	8.5 mm	WALL / FLOOR	WALL	WALL	< 0.5%	CLASS 4
12 x 24 in / 30 x 60 cm POLISHED RECTIFIED GLAZED PORCELAIN	300 x 600 mm	8.5 mm	WALL / FLOOR	WALL	WALL	< 0.5%	CLASS 4

Raffino

12 x 36 in / 30 x 90 cm MATTE RECTIFIED GLAZED CERAMIC	300 x 900 mm	10 mm	WALL			10% ≤E ≤16% - P4	CLASS 0
12 x 36 in / 30 x 90 cm ALTO MATTE RECTIFIED GLAZED CERAMIC	300 x 900 mm	10 mm	WALL			10% ≤E ≤16% - P4	CLASS 0
12 x 36 in / 30 x 90 cm CURVA MATTE RECTIFIED GLAZED CERAMIC	300 x 900 mm	10 mm	WALL			10% ≤E ≤16% - P4	CLASS 0
3 x 12 in / 7.5 x 30 cm ARTISAN MATTE PRESSED GLAZED CERAMIC	75 x 300 mm	9 mm	WALL			10% ≤E ≤16% - P4	CLASS 0

Contemporary Inspiration

Ceraforge

32 x 32 in / 80 x 80 cm MATTE RECTIFIED COLOR BODY PORCELAIN	800 x 800 mm	10.5 mm	WALL / FLOOR	WALL	WALL	< 0.5%	CLASS 4
24 x 24 in / 60 x 60 cm MATTE RECTIFIED COLOR BODY PORCELAIN	600 x 600 mm	9.5 mm	WALL / FLOOR	WALL	WALL	< 0.5%	CLASS 4
16 x 32 in / 39.8 x 80 cm MATTE RECTIFIED COLOR BODY PORCELAIN	398 x 800 mm	10.5 mm	WALL / FLOOR	WALL	WALL	< 0.5%	CLASS 4
12 x 24 in / 29.8 x 60 cm MATTE RECTIFIED COLOR BODY PORCELAIN	298 x 600 mm	9.5 mm	WALL / FLOOR	WALL	WALL	< 0.5%	CLASS 4

Industria

24 x 48 in / 60 x 120 cm MATTE RECTIFIED COLOR BODY PORCELAIN	600 x 1200 mm	10.3 mm	WALL / FLOOR	WALL	WALL	< 0.5%	CLASS 4
32 x 32 in / 80 x 80 cm MATTE RECTIFIED COLOR BODY PORCELAIN	800 x 800 mm	11.5 mm	WALL / FLOOR	WALL	WALL	< 0.5%	CLASS 4
24 x 24 in / 60 x 60 cm MATTE RECTIFIED COLOR BODY PORCELAIN	600 x 600 mm	9.3 mm	WALL / FLOOR	WALL	WALL	< 0.5%	CLASS 4
12 x 24 in / 30 x 60 cm MATTE RECTIFIED COLOR BODY PORCELAIN	300 x 600 mm	8.4 mm	WALL / FLOOR	WALL	WALL	< 0.5%	CLASS 4

SCRATCH HARDNESS ANSI / ISO (Mohs)	BREAKING STRENGTH ANSI - (LBF) / ISO - (N)	SHADE VARIATION	SLIP RESISTANCE ANSI - DCOF (WET) ISO - R VALUE	CHEMICAL RESISTANCE ANSI / ISO	STAIN RESISTANCE ANSI / ISO	FROST RESISTANCE ANSI / ISO	M² SKID	SQFT SKID	KGS. SKID	LBS. SKID
--	---	-----------------	---	--------------------------------------	-----------------------------------	-----------------------------------	------------	--------------	--------------	--------------

9	>400 / >1750	V2	≥0.50 (ID, IW, IW+) / R10	CLASS A	CLASS A / CLASS 5	PASS	40.32	434	952.6	2100.13
9	>400 / >1750	V2	≥0.50 (ID, IW, IW+) / R10	CLASS A	CLASS A / CLASS 5	PASS	40.96	440.96	1090.28	2403.66
9	>380 / >1650	V2	≥0.50 (ID, IW, IW+) / R10	CLASS A	CLASS A / CLASS 5	PASS	46.08	496	861.72	1899.78

8	>400 / >1750	V2	≥0.50 (ID, IW, IW+) / R10	CLASS A	CLASS A / CLASS 5	PASS	42.6	458.4	964.84	2127.13
8	>400 / >1750	V2	≥0.50 (ID, IW, IW+) / R10	CLASS A	CLASS A / CLASS 5	PASS	45.44	488.96	939.87	2072.06
8	>380 / >1650	V2	≥0.50 (ID, IW, IW+) / R10	CLASS A	CLASS A / CLASS 5	PASS	44.8	482.24	944.98	2083.33

7	≥380 / >1600	V2	≥0.50 (ID, IW, IW+) / R(-)	CLASS A	CLASS A / CLASS 5	PASS	47.52	511.5	1034.05	2279.71
6	≥380 / >1600	V2	≥0.42 DRY (ID) / R(-)	CLASS A	CLASS A / CLASS 5	PASS	47.52	511.5	1034.05	2279.71
7	≥380 / >1600	V2	≥0.50 (ID, IW, IW+) / R(-)	CLASS A	CLASS A / CLASS 5	PASS	51.84	558	1020.58	2250
6	≥380 / >1600	V2	≥0.42 DRY (ID) / R(-)	CLASS A	CLASS A / CLASS 5	PASS	51.84	558	1020.58	2250
7	≥380 / >1600	V2	≥0.50 (ID, IW, IW+) / R(-)	CLASS A	CLASS A / CLASS 5	PASS	51.84	558	1016.07	2240.07
6	≥380 / >1600	V2	≥0.42 DRY (ID) / R(-)	CLASS A	CLASS A / CLASS 5	PASS	51.84	558	1016.07	2240.07

2	>230 / >1020	V2		CLASS B	CLASS B / CLASS 4	NOT RESISTANT	27	290.6	466.02	1027.4
2	>230 / >1020	V2		CLASS B	CLASS B / CLASS 4	NOT RESISTANT	27	290.6	466.02	1027.4
2	>230 / >1020	V2		CLASS B	CLASS B / CLASS 4	NOT RESISTANT	27	290.6	466.02	1027.4
2	>230 / >1020	V2		CLASS B	CLASS B / CLASS 4	NOT RESISTANT	51.84	558.19	721.1	1589.76

6	≥330 / ≥1400	V3	≥0.50 (ID, IW, IW+) / R(-)	CLASS A	CLASS A / CLASS 5	PASS	51.2	551.2	1204.59	2655.68
6	≥330 / ≥1400	V3	≥0.50 (ID, IW, IW+) / R(-)	CLASS A	CLASS A / CLASS 5	PASS	43.2	465	885.92	1953.12
6	≥330 / ≥1400	V3	≥0.50 (ID, IW, IW+) / R(-)	CLASS A	CLASS A / CLASS 5	PASS	30.48	328.08	729.99	1609.36
6	≥330 / ≥1400	V3	≥0.50 (ID, IW, IW+) / R(-)	CLASS A	CLASS A / CLASS 5	PASS	45.76	492.48	938.24	2068.48

9	≥450 / ≥2000	V3	≥0.55 (ID, IW, IW+, EW*, O/G*) / R10	CLASS A	CLASS A / CLASS 5	PASS	40.32	434	927.01	2043.72
9	≥450 / ≥2000	V3	≥0.55 (ID, IW, IW+, EW*, O/G*) / R10	CLASS A	CLASS A / CLASS 5	PASS	40.96	440.96	1071.4	2362.05
9	≥450 / ≥2000	V3	≥0.55 (ID, IW, IW+, EW*, O/G*) / R10	CLASS A	CLASS A / CLASS 5	PASS	43.2	465	893.21	1969.21
9	≥450 / ≥2000	V3	≥0.55 (ID, IW, IW+, EW*, O/G*) / R10	CLASS A	CLASS A / CLASS 5	PASS	46.08	496	864.04	1904.9

*Test values are based on ANSI / ISO standards according to: ANSI A137.1 (Section 6), ISO 13006 (Section 7), EN 14411 (Section 8). Variances in test values can occur in different production lots.
**While the information has been presented with all due care, Anatolia Inc, does not warrant the information is free from errors or omission. Actual colors may vary depending on product.

Technical and packaging specifications

DESCRIPTION	ACTUAL	THICKNESS	INTERIOR RESIDENTIAL / COMMERCIAL	INTERIOR HEAVY COMMERCIAL	EXTERIOR RESIDENTIAL / COMMERCIAL	WATER ABSORPTION ANSI / ISO (%)	ABRASION OR DEEP ABRASION RESISTANCE ANSI / ISO
Linea							
12 x 24 in / 30 x 60 cm AMPLITUDE GLOSSY RECTIFIED GLAZED CERAMIC	300 x 600 mm	9 mm	WALL			10% ≤E ≤16% - P4	CLASS 0
12 x 24 in / 30 x 60 cm MODULATION GLOSSY RECTIFIED GLAZED CERAMIC	300 x 600 mm	9 mm	WALL			10% ≤E ≤16% - P4	CLASS 0
12 x 24 in / 30 x 60 cm OBLIQUE GLOSSY RECTIFIED GLAZED CERAMIC	300 x 600 mm	9 mm	WALL			10% ≤E ≤16% - P4	CLASS 0
12 x 24 in / 30 x 60 cm PLANE MATTE RECTIFIED GLAZED CERAMIC	300 x 600 mm	9 mm	WALL			10% ≤E ≤16% - P4	CLASS 0
12 x 24 in / 30 x 60 cm PLANE GLOSSY RECTIFIED GLAZED CERAMIC	300 x 600 mm	9 mm	WALL			10% ≤E ≤16% - P4	CLASS 0
12 x 24 in / 30 x 60 cm PRIZMATIC GLOSSY RECTIFIED GLAZED CERAMIC	300 x 600 mm	9 mm	WALL			10% ≤E ≤16% - P4	CLASS 0

Locale

13 x 13 in / 33 x 33 cm MATTE PRESSED GLAZED PORCELAIN	330 x 330 mm	7.6 mm	WALL / FLOOR	WALL	WALL	< 0.5%	CLASS 4
12 x 24 in / 30 x 60 cm MATTE PRESSED GLAZED PORCELAIN	300 x 600 mm	8.4 mm	WALL / FLOOR	WALL	WALL	< 0.5%	CLASS 4

Nexus

12 x 24 in / 30 x 60 cm MATTE PRESSED GLAZED PORCELAIN	300 x 600 mm	9.5 mm	WALL / FLOOR	WALL	WALL	< 0.5%	CLASS 4
13 x 13 in / 33 x 33 cm MATTE PRESSED GLAZED PORCELAIN	330 x 330 mm	8 mm	WALL / FLOOR	WALL	WALL	< 0.5%	CLASS 4

Prima – Unglazed: Warm White, Mica, Smoke, Charcoal

24 x 24 in / 60 x 60 cm MATTE RECTIFIED UNGLAZED PORCELAIN	600 x 600 mm	9 mm	WALL / FLOOR	WALL / FLOOR	WALL	< 0.5%	136
12 x 24 in / 29.8 x 60 cm MATTE RECTIFIED UNGLAZED PORCELAIN	298 x 600 mm	9 mm	WALL / FLOOR	WALL / FLOOR	WALL	< 0.5%	136
12 x 12 in / 29.8 x 29.8 cm MATTE RECTIFIED UNGLAZED PORCELAIN	298 x 298 mm	9 mm	WALL / FLOOR	WALL / FLOOR	WALL	< 0.5%	136

Prima – Glazed: True White

24 x 48 in / 60 x 120 cm POLISHED RECTIFIED GLAZED PORCELAIN	600 x 1200 mm	9.5 mm	WALL / FLOOR	WALL	WALL	< 0.5%	CLASS 4
24 x 48 in / 60 x 120 cm MATTE RECTIFIED GLAZED PORCELAIN	600 x 1200 mm	9.5 mm	WALL / FLOOR	WALL	WALL	< 0.5%	CLASS 4
24 x 24 in / 60 x 60 cm MATTE RECTIFIED GLAZED PORCELAIN	600 x 600 mm	9 mm	WALL / FLOOR	WALL	WALL	< 0.5%	CLASS 4
24 x 24 in / 60 x 60 cm POLISHED RECTIFIED GLAZED PORCELAIN	600 x 600 mm	9 mm	WALL / FLOOR	WALL	WALL	< 0.5%	CLASS 4
12 x 24 in / 29.8 x 60 cm MATTE RECTIFIED GLAZED PORCELAIN	298 x 600 mm	9 mm	WALL / FLOOR	WALL	WALL	< 0.5%	CLASS 4
12 x 24 in / 29.8 x 60 cm POLISHED RECTIFIED GLAZED PORCELAIN	298 x 600 mm	9 mm	WALL / FLOOR	WALL	WALL	< 0.5%	CLASS 4
12 x 12 in / 29.8 x 29.8 cm MATTE RECTIFIED GLAZED PORCELAIN	298 x 298 mm	9 mm	WALL / FLOOR	WALL	WALL	< 0.5%	CLASS 4
12 x 12 in / 29.8 x 29.8 cm POLISHED RECTIFIED GLAZED PORCELAIN	298 x 298 mm	8.5 mm	WALL / FLOOR	WALL	WALL	< 0.5%	CLASS 4

Soho

8 x 24 in / 20 x 40 cm GLOSSY PRESSED GLAZED CERAMIC	200 x 600 mm	9 mm	WALL			10% ≤E ≤18% - P4	CLASS 0
8 x 16 in / 20 x 40 cm GLOSSY PRESSED GLAZED CERAMIC	200 x 400 mm	8 mm	WALL			10% ≤E ≤18% - P4	CLASS 0
4 x 16 in / 10 x 40 cm GLOSSY PRESSED GLAZED CERAMIC	100 x 400 mm	8 mm	WALL			10% ≤E ≤18% - P4	CLASS 0
4 x 16 in / 10 x 40 cm MATTE PRESSED GLAZED CERAMIC	100 x 400 mm	8 mm	WALL			10% ≤E ≤18% - P4	CLASS 0
4 x 12 in / 10 x 30 cm GLOSSY PRESSED GLAZED CERAMIC	100 x 300 mm	8 mm	WALL			10% ≤E ≤18% - P4	CLASS 0
4 x 12 in / 10 x 30 cm BEVELED GLOSSY PRESSED GLAZED CERAMIC	100 x 300 mm	9 mm	WALL			10% ≤E ≤18% - P4	CLASS 0
6 x 6 in / 15 x 15 cm GLOSSY PRESSED GLAZED CERAMIC	150 x 150 mm	7 mm	WALL			10% ≤E ≤18% - P4	CLASS 0
3 x 6 in / 7.5 x 15 cm GLOSSY PRESSED GLAZED CERAMIC	75 x 150 mm	7 mm	WALL			10% ≤E ≤18% - P4	CLASS 0
3 x 6 in / 7.5 x 15 cm MATTE PRESSED GLAZED CERAMIC	75 x 150 mm	7 mm	WALL			10% ≤E ≤18% - P4	CLASS 0
3 x 6 in / 7.5 x 15 cm BEVELED GLOSSY PRESSED GLAZED CERAMIC	75 x 150 mm	8 mm	WALL			10% ≤E ≤18% - P4	CLASS 0
2 x 12 in / 5 x 30 cm MATTE PRESSED GLAZED CERAMIC	50 x 300 mm	9 mm	WALL			10% ≤E ≤18% - P4	CLASS 0
2 x 12 in / 5 x 30 cm GLOSSY PRESSED GLAZED CERAMIC	50 x 300 mm	9 mm	WALL			10% ≤E ≤18% - P4	CLASS 0

SCRATCH HARDNESS ANSI / ISO (Mohs)	BREAKING STRENGTH ANSI - (LBF) / ISO - (N)	SHADE VARIATION	SLIP RESISTANCE ANSI - DCOF (WET) ISO - R VALUE	CHEMICAL RESISTANCE ANSI / ISO	STAIN RESISTANCE ANSI / ISO	FROST RESISTANCE ANSI / ISO	M² SKID	SQFT SKID	KGS. SKID	LBS. SKID

2	>230 / >950	V1		CLASS B	CLASS B / CLASS 4	NOT RESISTANT	46.08	496	712.96	1571.8
2	>230 / >950	V1		CLASS B	CLASS B / CLASS 4	NOT RESISTANT	46.08	496	712.96	1571.8
2	>230 / >950	V1		CLASS B	CLASS B / CLASS 4	NOT RESISTANT	46.08	496	712.96	1571.8
2	>230 / >950	V1		CLASS B	CLASS B / CLASS 4	NOT RESISTANT	46.08	496	712.96	1571.8
2	>230 / >950	V1		CLASS B	CLASS B / CLASS 4	NOT RESISTANT	46.08	496	712.96	1571.8
2	>230 / >950	V1		CLASS B	CLASS B / CLASS 4	NOT RESISTANT	46.08	496	712.96	1571.8

8	>350 / >1600	V3	≥0.65 (ID, IW, IW+, EW*, 0/G*) / R10	CLASS A	CLASS A / CLASS 5	PASS	64.8	697.68	1101.6	2428.59
8	>350 / >1600	V3	≥0.65 (ID, IW, IW+, EW*, 0/G*) / R10	CLASS A	CLASS A / CLASS 5	PASS	46.08	496	863.04	1902.68

7	≥450 / ≥2000	V3	≥0.50 (ID, IW, IW+) / R10	CLASS A	CLASS A / CLASS 5	PASS	46.08	496	928.49	2046.98
7	≥450 / ≥2000	V3	≥0.50 (ID, IW, IW+) / R10	CLASS A	CLASS A / CLASS 5	PASS	65.32	702.88	1102.35	2430.28

9	≥500 / ≥2200	V1	≥0.42 (ID, IW) / R(-)	CLASS A	CLASS A / CLASS 5	PASS	51.84	558	1059	2334.7
9	≥500 / ≥2200	V1	≥0.42 (ID, IW) / R(-)	CLASS A	CLASS A / CLASS 5	PASS	51.48	554.04	1047.94	2310.33
9	≥500 / ≥2200	V1	≥0.42 (ID, IW) / R(-)	CLASS A	CLASS A / CLASS 5	PASS	54.88	590.8	929.88	2050.05

6	≥450 / ≥2000	V1	≥0.42 DRY (ID) / R(-)	CLASS A	CLASS B / CLASS 4	PASS	47.52	511.5	1020	2248.72
6	≥450 / ≥2000	V1	≥0.42 (ID, IW) / R(-)	CLASS A	CLASS A / CLASS 5	PASS	47.52	511.5	1020	2248.72
6	≥450 / ≥2000	V1	≥0.42 (ID, IW) / R(-)	CLASS A	CLASS A / CLASS 5	PASS	51.84	558	1059.98	2336.86
6	≥450 / ≥2000	V1	≥0.42 DRY (ID) / R(-)	CLASS A	CLASS B / CLASS 4	PASS	51.84	558	1059.98	2336.86
6	≥450 / ≥2000	V1	≥0.42 (ID, IW) / R(-)	CLASS A	CLASS A / CLASS 5	PASS	51.48	554.04	1047.94	2310.33
6	≥450 / ≥2000	V1	≥0.42 DRY (ID) / R(-)	CLASS A	CLASS B / CLASS 4	PASS	51.48	554.04	1050.03	2314.94
6	≥450 / ≥2000	V1	≥0.42 (ID, IW) / R(-)	CLASS A	CLASS A / CLASS 5	PASS	54.88	590.8	1118.2	2465.23
6	≥450 / ≥2000	V1	≥0.42 DRY (ID) / R(-)	CLASS A	CLASS B / CLASS 4	PASS	54.88	590.8	1118.2	2465.23

2	>240 / >1050	V1		CLASS B	CLASS B / CLASS 4	NOT RESISTANT	51.84	558	800.46	1764.72
2	>240 / >1050	V1		CLASS B	CLASS B / CLASS 4	NOT RESISTANT	54.72	588.81	758.57	1672.38
2	>240 / >1050	V1		CLASS B	CLASS B / CLASS 4	NOT RESISTANT	70	753.2	966.83	2131.5
2	>240 / >1050	V1		CLASS B	CLASS B / CLASS 4	NOT RESISTANT	70	753.2	978.73	2157.75
2	>240 / >1050	V1		CLASS B	CLASS B / CLASS 4	NOT RESISTANT	54	581.4	734	1618.2
2	>240 / >1050	V1		CLASS B	CLASS B / CLASS 4	NOT RESISTANT	64.8	697.68	899.41	1982.88
2	>230 / >1000	V1		CLASS B	CLASS B / CLASS 4	NOT RESISTANT	113.85	1237.4	1349.56	2975.28
2	>230 / >1000	V1		CLASS B	CLASS B / CLASS 4	NOT RESISTANT	84.15	935	1028.03	2266.44
2	>230 / >1000	V1		CLASS B	CLASS B / CLASS 4	NOT RESISTANT	84.15	935	1112.86	2453.44
2	>230 / >1000	V1		CLASS B	CLASS B / CLASS 4	NOT RESISTANT	55.44	596.96	692.94	1527.68
2	>230 / >1000	V1		CLASS B	CLASS B / CLASS 4	NOT RESISTANT	47.52	511.2	1152.45	2540.73
2	>230 / >1000	V1		CLASS B	CLASS B / CLASS 4	NOT RESISTANT	47.52	511.2	1152.45	2540.73

*Test values are based on ANSI / ISO standards according to: ANSI A137.1 (Section 6), ISO 13006 (Section 7), EN 14411 (Section 8). Variances in test values can occur in different production lots.
**While the information has been presented with all due care, Anatolia Inc, does not warrant the information is free from errors or omission. Actual colors may vary depending on product.

Technical and packaging specifications

DESCRIPTION	ACTUAL	THICKNESS	INTERIOR RESIDENTIAL / COMMERCIAL	INTERIOR HEAVY COMMERCIAL	EXTERIOR RESIDENTIAL / COMMERCIAL	WATER ABSORPTION ANSI / ISO (%)	ABRASION OR DEEP ABRASION RESISTANCE ANSI / ISO
Station							
32 x 32 in / 80 x 80 cm MATTE RECTIFIED COLOR BODY PORCELAIN	800 x 800 mm	11.5 mm	WALL / FLOOR	WALL	WALL	<0.5%	CLASS 4
12 x 24 in / 30 x 60 MATTE RECTIFIED COLOR BODY PORCELAIN	300 x 600 mm	8.4 mm	WALL / FLOOR	WALL	WALL	<0.5%	CLASS 4
10 x 24 in / 25 x 57.9 cm HALF HEXAGON MATTE RECTIFIED COLOR BODY PORCELAIN	250 x 579 mm	8.4 mm	WALL / FLOOR	WALL	WALL	<0.5%	CLASS 4

Wood Inspiration

Aspen

8 x 48 in / 19.7 x 120 cm MATTE RECTIFIED GLAZED PORCELAIN	197 x 1200 mm	10.3 mm	WALL / FLOOR	WALL	WALL	< 0.5%	CLASS 4
6 x 36 in / 14.7 x 90 cm MATTE RECTIFIED GLAZED PORCELAIN	147 x 900 mm	10 mm	WALL / FLOOR	WALL	WALL	< 0.5%	CLASS 4
4 x 24 in / 9.8 x 60 cm MATTE RECTIFIED GLAZED PORCELAIN	98 x 600 mm	10.3 mm	WALL / FLOOR	WALL	WALL	< 0.5%	CLASS 4

Artisan Inspiration

Form

8 x 8 in / 20 x 20 cm MATTE PRESSED GLAZED PORCELAIN	200 x 200 mm	9 mm	WALL / FLOOR	WALL	WALL	< 0.5%	CLASS 4
8 x 8 in / 20 x 20 cm DECO MATTE PRESSED GLAZED PORCELAIN	200 x 200 mm	9 mm	WALL / FLOOR	WALL	WALL	< 0.5%	CLASS 4
7 in / 17.5 cm HEXAGON MATTE PRESSED GLAZED PORCELAIN	175 x 200 mm	9 mm	WALL / FLOOR	WALL	WALL	< 0.5%	CLASS 4

Marlow

3 x 12 in / 7.5 x 30 cm GLOSSY PRESSED GLAZED CERAMIC	75 x 300 mm	9.5 mm	WALL			10% ≤E ≤18% - P4	CLASS 0
3 x 12 in / 7.5 x 30 cm MATTE PRESSED GLAZED CERAMIC	75 x 300 mm	9.5 mm	WALL			10% ≤E ≤18% - P4	CLASS 0
3 x 6 in / 7.5 x 15 cm GLOSSY PRESSED GLAZED CERAMIC	75 x 150 mm	9.5 mm	WALL			10% ≤E ≤18% - P4	CLASS 0
3 x 6 in / 7.5 x 15 cm MATTE PRESSED GLAZED CERAMIC	75 x 150 mm	9.5 mm	WALL			10% ≤E ≤18% - P4	CLASS 0

SCRATCH HARDNESS ANSI / ISO (Mohs)	BREAKING STRENGTH ANSI - (LBF) / ISO - (N)	SHADE VARIATION	SLIP RESISTANCE ANSI - DCOF (WET) ISO - R VALUE	CHEMICAL RESISTANCE ANSI / ISO	STAIN RESISTANCE ANSI / ISO	FROST RESISTANCE ANSI / ISO	M² SKID	SQFT SKID	KGS. SKID	LBS. SKID
6	≥360 / ≥1600	V3	≥0.50 (ID, IW, IW+) / R(-)	CLASS A	CLASS A / CLASS 5	PASS	40.96	440.96	1071.37	2361.97
6	≥360 / ≥1600	V3	≥0.50 (ID, IW, IW+) / R(-)	CLASS A	CLASS A / CLASS 5	PASS	46.08	496.64	863.11	1902.85
6	≥360 / ≥1600	V3	≥0.50 (ID, IW, IW+) / R(-)	CLASS A	CLASS A / CLASS 5	PASS	27.84	299.52	577.57	1273.34

7	≥300 / ≥1700	V3	≥0.55 (ID, IW, IW+, EW*, O/G*) / R9	CLASS A	CLASS A / CLASS 5	PASS	42.75	460.35	1015.03	2237.77
7	≥300 / ≥1700	V3	≥0.55 (ID, IW, IW+, EW*, O/G*) / R9	CLASS A	CLASS A / CLASS 5	PASS	50.88	547.68	1162.12	2562.04
7	≥300 / ≥1700	V3	≥0.55 (ID, IW, IW+, EW*, O/G*) / R9	CLASS A	CLASS A / CLASS 5	PASS	49.56	533.4	1138.47	2509.92

6	≥310 / ≥1300	V2	≥0.55 (ID, IW, IW+, EW*, O/G*) / R9	CLASS A	CLASS A / CLASS 5	PASS	55.08	592.92	1169.86	2579.12
6	≥310 / ≥1300	V4	≥0.55 (ID, IW, IW+, EW*, O/G*) / R9	CLASS A	CLASS A / CLASS 5	PASS	55.08	592.92	1169.86	2579.12
6	≥310 / ≥1300	V2	≥0.55 (ID, IW, IW+, EW*, O/G*) / R9	CLASS A	CLASS A / CLASS 5	PASS	43.68	470.4	915.96	2019.36

4	>270 / >1200	V1	N/A	CLASS A	CLASS A / CLASS 5	NOT RESISTANT	43.56	469.04	685.83	1512.01
4	>270 / >1200	V1	N/A	CLASS A	CLASS A / CLASS 5	NOT RESISTANT	43.56	469.04	685.83	1512.01
4	>270 / >1200	V1	N/A	CLASS A	CLASS A / CLASS 5	NOT RESISTANT	43.56	469.04	641.05	1413.28
4	>270 / >1200	V1	N/A	CLASS A	CLASS A / CLASS 5	NOT RESISTANT	43.56	469.04	641.05	1413.28

*Test values are based on ANSI / ISO standards according to: ANSI A137.1 (Section 6), ISO 13006 (Section 7), EN 14411 (Section 8). Variances in test values can occur in different production lots.
**While the information has been presented with all due care, Anatolia Inc, does not warrant the information is free from errors or omission. Actual colors may vary depending on product.

Technical and packaging specifications

DESCRIPTION	ACTUAL	THICKNESS	INTERIOR RESIDENTIAL / COMMERCIAL	INTERIOR HEAVY COMMERCIAL	EXTERIOR RESIDENTIAL / COMMERCIAL	WATER ABSORPTION ANSI / ISO (%)	ABRASION OR DEEP ABRASION RESISTANCE ANSI / ISO
-------------	--------	-----------	---	---------------------------------	---	---------------------------------------	--

Tapestri

8 x 8 in / 20 x 20 cm BLEND MATTE PRESSED GLAZED PORCELAIN	200 x 200 mm	9 mm	WALL / FLOOR	WALL	WALL	< 0.5%	CLASS 4
8.5 in / 21.6 cm HEXAGON BLEND MATTE PRESSED GLAZED PORCELAIN	215 x 250 mm	9 mm	WALL / FLOOR	WALL	WALL	< 0.5%	CLASS 4
8.5 in / 21.6 cm HEXAGON MATTE PRESSED GLAZED PORCELAIN	215 x 250 mm	9 mm	WALL / FLOOR	WALL	WALL	< 0.5%	CLASS 4

Teramoda

6 in / 15 cm HEXAGON GLOSSY PRESSED GLAZED CERAMIC	150 x 173 mm	9 mm	WALL			10% ≤E ≤18% - P4	CLASS 0
3 x 12 in / 7.5 x 30 cm GLOSSY PRESSED GLAZED CERAMIC	75 x 300 mm	9 mm	WALL			10% ≤E ≤18% - P4	CLASS 0

Geometra

3 x 12 in / 7.5 x 30 cm DIVIDE GLOSSY PRESSED GLAZED CERAMIC	75 x 300 mm	8.8 mm	WALL			10% ≤E ≤18% - P4	CLASS 0
3 x 12 in / 7.5 x 30 cm MAZE GLOSSY PRESSED GLAZED CERAMIC	75 x 300 mm	8.8 mm	WALL			10% ≤E ≤18% - P4	CLASS 0
3 x 12 in / 7.5 x 30 cm IVY GLOSSY PRESSED GLAZED CERAMIC	75 x 300 mm	8.8 mm	WALL			10% ≤E ≤18% - P4	CLASS 0

Textile Inspiration

Belgian Linen

12 x 24 in / 30 x 60 cm MATTE RECTIFIED COLOR BODY PORCELAIN	300 x 600 mm	9 mm	WALL / FLOOR	WALL	WALL	< 0.5%	CLASS 4
6 x 24 in / 15 x 60 cm MATTE RECTIFIED COLOR BODY PORCELAIN	150 x 600 mm	9 mm	WALL / FLOOR	WALL	WALL	< 0.5%	CLASS 4

SCRATCH HARDNESS ANSI / ISO (Mohs)	BREAKING STRENGTH ANSI - (LBF) / ISO - (N)	SHADE VARIATION	SLIP RESISTANCE ANSI - DCOF (WET) ISO - R VALUE	CHEMICAL RESISTANCE ANSI / ISO	STAIN RESISTANCE ANSI / ISO	FROST RESISTANCE ANSI / ISO	M² SKID	SQFT SKID	KGS. SKID	LBS. SKID
--	---	-----------------	---	--------------------------------------	-----------------------------------	-----------------------------------	------------	--------------	--------------	--------------

6	≥310 / ≥1300	V4	≥0.55 (ID, IW, IW+, EW*, 0/G*) / R9	CLASS A	CLASS A / CLASS 5	PASS	55.08	592.92	1143.01	2519.91
6	≥310 / ≥1300	V4	≥0.55 (ID, IW, IW+, EW*, 0/G*) / R9	CLASS A	CLASS A / CLASS 5	PASS	55.08	592.92	1143.01	2519.91
6	≥310 / ≥1300	V2	≥0.55 (ID, IW, IW+, EW*, 0/G*) / R9	CLASS A	CLASS A / CLASS 5	PASS	45.54	490.38	812.25	1790.71

2	>240 / >1000	V2		CLASS B	CLASS B / CLASS 4	NOT RESISTANT	39.68	426.88	628.9	1386.49
2	>240 / >1000	V2		CLASS B	CLASS B / CLASS 4	NOT RESISTANT	47.52	511.68	715.61	1577.66

2	>240 / >1000	V2		CLASS B	CLASS B / CLASS 4	NOT RESISTANT	39.68	426.88	628.9	1386.49
2	>240 / >1000	V2		CLASS B	CLASS B / CLASS 4	NOT RESISTANT	47.52	511.68	715.61	1577.66
2	>240 / >1000	V2		CLASS B	CLASS B / CLASS 4	NOT RESISTANT	47.52	511.68	715.61	1577.66

7	>350 / >1500	V1	≥0.50 (ID, IW, IW+) / R9	CLASS A	CLASS A / CLASS 5	PASS	46.08	496	934.41	2060.04
7	>350 / >1500	V1	≥0.50 (ID, IW, IW+) / R9	CLASS A	CLASS A / CLASS 5	PASS	43.2	465.2	861.97	1900.32

*Test values are based on ANSI / ISO standards according to: ANSI A137.1 (Section 6), ISO 13006 (Section 7), EN 14411 (Section 8). Variances in test values can occur in different production lots.
**While the information has been presented with all due care, Anatolia Inc, does not warrant the information is free from errors or omission. Actual colors may vary depending on product.

Usage recommendations: factors to consider

The following are the criteria used for Anatolia’s Usage Recommendations for each specified wall / floor applications and are not ANSI/ISO standards:

Wall Application Criteria					
		STAIN RESISTANCE (ASTM C1378)	CHEMICAL RESISTANCE (ASTM C650)	BREAKING STRENGTH (ASTM C648)	FROST RESISTANCE (ASTM C1026)
INTERIOR	RESIDENTIAL	min. Class B	min. Class B	as Reported	as Reported
	COMMERCIAL	min. Class B	min. Class B	as Reported	as Reported
	HEAVY COMMERCIAL	min. Class B	min. Class B	min 275 lbf	as Reported
EXTERIOR	RESIDENTIAL / COMMERCIAL	min. Class B	min. Class B	min 275 lbf	Pass

Floor Application Criteria								
		STAIN RESISTANCE (ASTM C1378)	CHEMICAL RESISTANCE (ASTM C650)	ABRASION RESISTANCE (ASTM C1027)	DEEP ABRASION (ASTM C1243)	BREAKING STRENGTH (ASTM C648)	FROST RESISTANCE (ASTM C1026)	DCOF (ANSI A137.1)
INTERIOR	RESIDENTIAL	min. Class B	min. Class B	min. Class 3	-	min 250 lbf	as Reported	as Reported
	COMMERCIAL	min. Class A	min. Class A	min. Class 4	-	min 275 lbf	as Reported	as Reported
	HEAVY COMMERCIAL	min. Class A	min. Class A	min. Class 5	Max. 175 mm³	min 275 lbf	as Reported	as Reported
EXTERIOR	RESIDENTIAL / COMMERCIAL	min. Class B	min. Class B	min. Class 4	-	min 275 lbf	Pass	≥ 0.55*

Usage examples

(includes, but is not limited to)

INTERIOR	RESIDENTIAL	Family dwellings
	COMMERCIAL	Car dealerships, restaurants, shopping areas, hotels
	HEAVY COMMERCIAL	Airports, public transit stations, large public stadiums
EXTERIOR	RESIDENTIAL / COMMERCIAL	Patios, walkways, porches

* Factors other than the noted DCOF result must also be taken into consideration. Such factors include, but are not limited to, expected contaminants, drainage, surface texture, effect of structure on the DCOF measurement, number of grout joints, traction-enhancing features, and intended use in addition to the other criteria noted in standard ANSI A326.3)

Installation instructions

Preparing to Install Floor Tile

Before tile installation, please ensure enough cartons for the entire project are obtained of the same caliber, shade, and tonality. Tile cutting, wastage and installation patterns will necessitate having extra tiles available for the job.

It is also recommended to save extra tiles from the same lot in case any future replacements are required. Work with a professional to calculate how much tile will be required and to plan or perform the installation. All tiles should be inspected for any visual defects prior to installation. For best results in any tile project, tiles must be blended from various cartons to achieve an aesthetically consistent blend to avoid forming any unwanted patterns in your new floor.

Preparing the Substrate

The substrate must be properly prepared before laying any tile. It is not recommended to install tile directly onto a wood sub-floor. No matter how firm the sub-floor the plywood will expand and contract at a different rate than the tile, causing cracks to develop in the grout lines or tiles over time. On a plywood sub-floor, you need either a layer of cement backer board or an underlayment membrane between the sub-floor and tile for the thin-set adhesive to achieve a good bond. When applying cement backer board over a plywood sub-floor, be sure to adhere the two surfaces together with thin-set adhesive and screw the cement backer board down with special screws that countersink into the backer board. Ensure a suitable sub-floor / substrate that meets the geographical building code requirements for your region. Make sure the sub-floor is uniform, level, the right thickness and in good condition. Clear the substrate of any dirt, debris or contaminants that can prevent adhesion. It is recommended to consult a professional installer to determine if there are any special requirements for your project.

Dry Layout

Mark the centre of two opposing walls and snap a chalk line between these two marks. Do the same thing for the other two walls, forming a cross in the centre of the work space. Check if the inner section is square. This cross section will identify the starting point of the tile. Lay the tiles loosely along each of the reference lines use tile spacers for a more accurate measurement. Leave approximately a. inch between the perimeter tiles and the walls or cabinets to allow some room for expansion. If the gap between the last full tile and the wall is less than a half tile, adjust the reference lines to make the tiles wider along the perimeter, keeping equal widths on each parallel side. Once the reference lines are set, remove the loose laid tile. For larger areas, mark a grid of 3' squares along the floor, creating smaller work areas, allowing you to ensure accuracy and to adjust where necessary as you go.

Installing Floor Tiles

Start by mixing the thinset mortar to the recommended consistency in workable batches. You will start laying the tiles at the cross section in the centre of the room, as per the reference lines, and work out from there so the full tiles are in the centre of the room and any cut tiles will be along the edge.

Starting at the cross section in the room, spread the thinset with a trowel, working in small sections approximately 3' x 3' at a time (use the reference grids created during the dry layout stage). Try not to cover your reference lines.

Once the thinset mortar is down, run the notched side of the trowel over the mortar at a 45 degree angle. Work in one direction to ensure a consistent and uniform application. Remove any excess mortar with the trowel. Lay out the tiles onto the mortar along the reference lines, lightly pressing and gently twisting the tile into mortar, using spacers between the tiles. You can lift the tiles to check if the mortar is sticking to the tile. If the mortar is not sticking, you can apply additional thinset to the back of the tiles. It's recommended to periodically check the tiles to ensure that there is proper adhesion. Once your tiles are set, check for any high spots using a level. Even out any high spots with a rubber mallet. Continue to check that the tiles are level as you complete the installation across the room. Make adjustments to the installation as necessary to ensure that the tiles are aligned. Any mortar on the face of the tiles can be wiped away with a damp sponge.

Use a tile cutter or wet tile saw to cut tiles to fit into place along the room's perimeter where necessary. Do not dry cut tiles - avoid creating dust. If tiles must be dry cut, use the proper mask to avoid dust inhalation. Be sure to remove any chalk or materials made to mark the cuts from the tile prior to installation.

Allow the thinset mortar to dry for at least 24 hours before grouting. Polished porcelain tiles should be sealed prior to grouting. While porcelain floor tiles are dense and durable materials that require little maintenance, polished porcelain tiles are slightly different. The polishing process leaves tiny and nearly invisible surface pits, which can catch grout and other debris, dulling the shine. To prevent this from happening, polished porcelain tiles should be sealed with an impregnating sealer prior to grouting. The sealant will fill these tiny holes and act as a grout release. The impregnating sealer will not affect the surface or finish of the tile the way a topical sealer would. For best results follow the manufacturer's instructions and future maintenance recommendations.

IMPORTANT

We recommend wet cutting or the score and snap method during the installation process. Improper installation techniques could expose installer to harmful silica dust. Do not dry cut product using power tools during the installation process. Using dry cutting methods could present a risk of acute lung injury. If adequate ventilation cannot be achieved, wear a mask or respirator.

For more information, see the SDS at www.anatolia.com.

Care and Maintenance, *Ceramic + Porcelain*

With regular maintenance and care, tile floors are extremely durable and can last a lifetime.

Maintenance Tips

- Wipe up any spills on tile immediately and clean the area using a damp cloth or sponge
- Sweep and / or vacuum floors regularly to remove any gritty particles, dust or debris as this can be abrasive to the tile surface
- Seal polished porcelain tile after installation, prior to grouting and as required to prevent staining
- Seal grout joints after installation, prior to grouting and as required to prevent moisture absorption, staining & discolouration
- Use a damp mop or sponge with an all-purpose household cleaner that is not oil-based and has low VOC to clean glazed floor tiles on a regular basis
- Wipe glazed wall tiles periodically using a dampened cloth or sponge and a non oil-based household cleaner
- Use a mild, soapless detergent with neutral pH for cleaning unglazed tiles
- Ensure the cleaning product selected is compatible with cleaning the grout joints
- Thoroughly read & follow all manufacturer warnings and instructions for all cleaning products before use and test all cleaning solutions and materials in a small inconspicuous area before full application
- After using cleaning solutions, wipe down entire area with a clean cloth or mop and clear water to remove any residue that may have been left behind
- Do not use cleaning wax, oil-based cleaners, ammonia, sealants or products containing acid or bleach as part of routine maintenance
- Avoid abrasive cleaning products such as scouring pads or steel wool pads
- Regularly inspect tiles and have any damaged tiles professionally removed / replaced
- Use felt or rubber protective pads under furniture to prevent scratching tile surfaces
- Place good quality floor mats in high traffic locations and areas that are susceptible to moisture (i.e. near entrance / exit ways)

Removal of Coatings / Sealers / Waxes from Ceramic Floor Tiles

Use a tile sealer & adhesive remover to clear off a topical sealer or floor wax from a ceramic tile. Be sure to test a small area before full application and always follow the instructions on the product label. Working in small manageable areas, apply the sealer & adhesive remover as directed, allowing it to set without drying. Coating should begin to soften. If necessary, reapply the remover and lightly agitate the surface with a nylon scrub pad until the sealer softens and can be easily removed. Rinse the area with clear water and pat dry with a clean towel or sponge to remove any residue.

Cleaning Grout Haze

After tile installation, grout residue can form a white haze like film on the surface of the tile. This can be buffed off the surface using a clean cloth once the grout has finished curing. If the residue is very stubborn or the tiles are unglazed, a special grout haze remover solution may be used. Read and follow the instructions on the product label. The solution will break down the cement and allow the haze to be wiped away. Rinse the area with clear water and wipe dry with a clean towel or sponge to remove any residue. Do not use acidic solutions / cleaners as part of a regular maintenance routine. Many of the grout products on the market today are polymer modified, which means they have latex in them. Be sure to purchase a solution that is compatible with the type of grout you have used.

Cleaning Grout

Routine grout cleaning can be done with an all-purpose household cleaner that is non-oil-based and has low VOC depending on the application. For periodic deep cleaning of grout, use a concentrated tile & grout cleaner. Look for a cleaner that has non-polluting chemicals and low VOC levels. The cleaner should be capable of removing grease, soap scum, mildew and body oils. Always read and follow the instructions on the product label. Rinse the area with clear water and pat dry with a clean towel or sponge to remove any residue. Do not use acidic solutions / cleaners as part of a regular maintenance routine.

Installation Questions

For more detailed specifications on flatness and lippage, grout joint size and pattern considerations, always consult a tiling professional and the latest edition of the Tile Council of North America (TCNA) Handbook for Ceramic, Glass and Stone Tile Installation.

Warranty

Anatolia Products Limited Warranty

The Anatolia warranty covers only products distributed by Anatolia Inc. as outlined below and applies only to the original purchase of standard grade (first quality) products only. Products are guaranteed to be reasonably free of manufacturing defects in material and / or craftsmanship as per American National Standard Specifications ANSI A137.1 standard for ceramic tile, and ANSI 137.2 standard for glass tile. Natural stone products are guaranteed to meet or exceed the guidelines established by the Marble Institute of America. Shade variation is not a manufacturing defect. Natural stone products are quarried and cut from natural material formations in the earth and inherently have variations that are part of the stones natural characteristics. No two pieces are alike. These products are simply dimensionally sized and surface finished via a factory process. Raw materials are not factory made, as such, Anatolia does not warrant stone products for any natural variances that may occur, including but not limited to: colour tone / shade, irregular markings, voids, pitting, veins, and differences in density causing sheen variations, cleft variations and surface characteristic variations. Materials with natural clefts are subject to caliber variances and these variances are not considered defects. With normal wear, cracks and voids may appear; these characteristics are part of the natural beauty of the stone and will not impair the function or wearing qualities of the material and do not constitute a warranty issue. Products are guaranteed to meet or exceed the minimum standard specifications required at the time of production of the tiles. This warranty does not cover damage from misuse, abuse, negligence or faulty / defective installations or for failure to properly maintain and care for products. Changes in tone of natural stone may occur over time and are not covered under the product warranty as these are natural occurrences. Any articles claimed as “defective” must be returned for inspection upon request. If your product should prove to be defective within the warranty period, Anatolia Inc. may, at its discretion, repair or replace the defective product piece(s) with a like product as it deems fit (installation not included), provided notice is given and acknowledged prior to installation. Anatolia Inc. is not liable for any shipping / transportation costs, labour costs for the removal of existing product and / or installation of replacement product; no form of labour is covered under this product warranty. Anatolia Inc. shall not be responsible or liable in contract or tort for any special, indirect or consequential damages, for loss of use, or for injury or damage caused to persons or property. Disclaimer: Anatolia Inc. offers no warranties, express or implied, other than those set forth in this warranty statement. Product samples and visuals at dealers, retail or online are for general reference only. Due to the natural variances of raw ingredients and the production process, tile and stone are subject to variations in colour / tone, veining and technical specifications such as C.O.F. and moisture absorption. Anatolia Inc. shall not be made liability on any claim made by anyone exceeding the purchase price paid for the product. All warranty claims must be reported within 15 days of ‘defect’ discovery for investigation; failure to report immediately voids this warranty. Anatolia Inc. reserves the right to update or modify this Warranty Statement at any time without prior notice.

Five Year Residential Limited Warranty

Anatolia Inc. warrants the original purchaser that products are guaranteed to be reasonably free of manufacturing defects in material and / or craftsmanship as per industry standards at the time of production for a period of five years. Should any product prove to be defective within the warranty period, Anatolia Inc. will repair or replace the defective piece(s) with a like product of equivalent value or refund the purchase price at our discretion. Labour costs for installation, removal of existing product and installation of replacement product is not included. Shade match of any replacement product to that being replaced cannot be guaranteed. This warranty is non-transferable.

One Year Commercial Limited Warranty

Anatolia Inc. warrants products to be reasonably free of manufacturing defects in material and / or craftsmanship as per industry standards at the time of production for a period of one year from the date of installation of the product. Due to lack of control of the surrounding environmental conditions, installation processes and structural schematics, Anatolia Inc. cannot accept responsibility for the performance of our products after they are installed. However, should any product prove to have a manufacturing defective within the warranty period, Anatolia Inc. will repair or replace the defective piece(s) with a like product of equivalent value or refund the purchase price at our discretion. Labour costs for installation, removal of existing product and installation of replacement product is not included. Shade match of any replacement product to that being replaced cannot be guaranteed. This warranty is non-transferable. Anatolia Inc. defines a commercial application as one taking place in any structure, other than a primary residence / dwelling, occupied by the owner of the tile.

The World of Anatolia

We are a constellation of people and places. Get in touch.

CANADA
TORONTO HEAD OFFICE,
SHOWROOM AND DISTRIBUTION
CENTER

8300 Huntington Road
Vaughan, ON, L4H 4Z6
Canada

TORONTO SINTERED
SLABS DISTRIBUTION CENTER

8555 Huntington Road
Vaughan, ON, L4H 5G7
Canada

info@anatolia.com

Tel: +1 905 771 3800
Toll free tel: 1 877 311 3434
Fax: +1 905 771 6300
Fax: +1 866 324 1838

USA
SAVANNAH OFFICE, SHOWROOM
AND DISTRIBUTION CENTERS
Anatolia (USA) Inc.
Tel: +1 877 311 3434

SAVANNAH WAREHOUSE #1
202 International Trade Pkwy
Port Wentworth, GA, 31407
USA
Tel: +1 912 438 5167

SAVANNAH WAREHOUSE #2
250 International Trade Pkwy
Port Wentworth, GA, 31407
USA
Tel: +1 912 438 5167

TÜRKİYE
İZMİR OFFICE, SHOWROOM
AND DISTRIBUTION CENTER

Aliağa Organize Sanayi Bölgesi
Çoraklar Mah. 5000 Sk. No: 34
35800 Aliağa, İzmir,
Türkiye
Tel: +90 232 520 7300

İZMİR MANUFACTURING FACILITY

Aliağa Organize Sanayi Bölgesi
Çoraklar Mah. 5000 Sk. No: 25
35800 Aliağa, İzmir,
Türkiye
Tel: +90 232 520 7300

REGIONAL OFFICES
CHINA
Room 517 Yi Shu Da Lou Ji Hua 4 Road
Chan Cheng District, Foshan City
Guang Dong Province, 528000
China

INDIA
206 - Pacific Business Park
Mahendra Nagar (Part)
8/A - National High Way
Morbi, Gujarat, 363642
India

USA
Anatolia (USA) Inc.
131 Crosslake Park Dr., Suite 203
 Mooresville, NC, 28117
USA
Tel: +1 877 311 3434

Credits

ART DIRECTION
AND GRAPHIC DESIGN
Juma

PHOTOGRAPHY
Norman Wong, Page 6

Partnerships and Associations

