

Coliseo, *Glazed Porcelain*.
Showcasing limestone's enduring strength
and nature's timeless artistry.



Coliseo, Glazed Porcelain.

Whispered on the breeze of
history and captured in the
artistry of design.

Colors at a glance



Pearl



Desert




Platinum




Graphite

Formats at a glance



20 x 20 in / 50 x 50 cm
Pressed
Matte

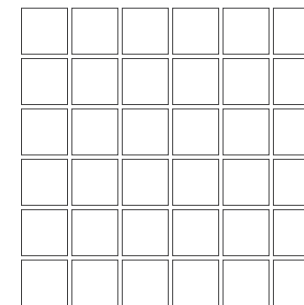


13 x 13 in / 33 x 33 cm
Pressed
Matte



12 x 24 in / 30 x 60 cm
Pressed
Matte

Mosaic



2 x 2 in / 5 x 5 cm Mosaic
Matte



12 x 24 in / 30 x 60 cm Coliseo Platinum Matte Pressed Glazed Porcelain Tile

Coliseo, Pearl



20 x 20 in / 50 x 50 cm
Pressed
Matte 4500-1040-0



13 x 13 in / 33 x 33 cm
Pressed
Matte 4500-1033-0



12 x 24 in / 30 x 60 cm
Pressed
Matte 4500-1025-0

Mosaic



2 x 2 in / 5 x 5 cm
Mosaic
Matte 4501-0566-0


IMAGE VARIATIONS

This collection has a wide variety of tile facings by size to maximize the realism it can convey within a design space.

20 x 20 in / 50 x 50 cm
Actual: 497 x 497 x 8,5 mm
22 images

13 x 13 in / 33 x 33 cm
Actual: 330 x 330 x 7,6 mm
30 images

12 x 24 in / 30 x 60 cm
Actual: 300 x 600 x 8,4 mm
30 images



12 x 24 in / 30 x 60 cm image variations

Coliseo, *Desert*



20 x 20 in / 50 x 50 cm
Pressed
Matte 4500-1039-0



13 x 13 in / 33 x 33 cm
Pressed
Matte 4500-1034-0



12 x 24 in / 30 x 60 cm
Pressed
Matte 4500-1026-0

Mosaic



2 x 2 in / 5 x 5 cm
Mosaic
Matte 4501-0567-0

IMAGE VARIATIONS

This collection has a wide variety of tile facings by size to maximize the realism it can convey within a design space.

20 x 20 in / 50 x 50 cm
Actual: 497 x 497 x 8,5 mm
22 images

13 x 13 in / 33 x 33 cm
Actual: 330 x 330 x 7,6 mm
30 images

12 x 24 in / 30 x 60 cm
Actual: 300 x 600 x 8,4 mm
30 images




12 x 24 in / 30 x 60 cm image variations

Coliseo, *Platinum*



20 x 20 in / 50 x 50 cm
Pressed
Matte 4500-1038-0



13 x 13 in / 33 x 33 cm
Pressed
Matte 4500-1035-0



12 x 24 in / 30 x 60 cm
Pressed
Matte 4500-1027-0

Mosaic



2 x 2 in / 5 x 5 cm
Mosaic
Matte 4501-0568-0


IMAGE VARIATIONS

This collection has a wide variety of tile facings by size to maximize the realism it can convey within a design space.

20 x 20 in / 50 x 50 cm
Actual: 497 x 497 x 8,5 mm
22 images

13 x 13 in / 33 x 33 cm
Actual: 330 x 330 x 7,6 mm
30 images

12 x 24 in / 30 x 60 cm
Actual: 300 x 600 x 8,4 mm
30 images



12 x 24 in / 30 x 60 cm image variations

Coliseo, *Graphite*



20 x 20 in / 50 x 50 cm
Pressed
Matte 4500-1037-0



13 x 13 in / 33 x 33 cm
Pressed
Matte 4500-1036-0



12 x 24 in / 30 x 60 cm
Pressed
Matte 4500-1028-0

Mosaic



2 x 2 in / 5 x 5 cm
Mosaic
Matte 4501-0569-0

IMAGE VARIATIONS

This collection has a wide variety of tile facings by size to maximize the realism it can convey within a design space.

20 x 20 in / 50 x 50 cm
Actual: 497 x 497 x 8,5 mm
22 images

13 x 13 in / 33 x 33 cm
Actual: 330 x 330 x 7,6 mm
30 images

12 x 24 in / 30 x 60 cm
Actual: 300 x 600 x 8,4 mm
30 images



12 x 24 in / 30 x 60 cm image variations

The Anatolia difference
Unmatched elegance and unparalleled perfection.

Anatolia reinvents shapes and design compositions through refined color palettes, innovative graphical refinements and creative reinterpretations of traditional, cultural and trend led inspirations. Meticulous care is taken to enhance a product's formation through graphical and technical improvements at every step of the development and execution process. This leads to the most exquisite and discerning tile collections.





Technical Performance
Avant-garde design and attention to detail.

The goal of Anatolia's design department was to create the utmost elegant and sophisticated product, a perfect blend of functionality and style. New technical aspects, innovative shapes, and a new color palette were designed to represent the vibrant and lively nature of metropolitan city life, inspired by its culture and history.

Packaging information

Key logistical details including item codes and product specifications.

Coliseo Product & Packaging Information

	ACTUAL DIMENSIONS	THICKNESS	PEARL ITEM CODE	DESERT ITEM CODE	PLATINUM ITEM CODE	GRAPHITE ITEM CODE	LBS BOX	KGS BOX	PCS BOX	SOFT BOX	M² BOX	BXS SKID	SOFT SKID	M² SKID
20 x 20 in / 50 x 50 cm COLISEO MATTE PRESSED GLAZED PORCELAIN TILE	497 x 497 mm	8.5 mm	4500-1040-0	4500-1039-0	4500-1038-0	4500-1037-0	63.55	28.83	6	15.93	1.48	24	382.32	35.52
13 x 13 in / 33 x 33 cm COLISEO MATTE PRESSED GLAZED PORCELAIN TILE	330 x 330 mm	7.6 mm	4500-1033-0	4500-1034-0	4500-1035-0	4500-1036-0	44.97	20.40	11	12.92	1.2	54	697.68	64.8
12 x 24 in / 30 x 60 cm COLISEO MATTE PRESSED GLAZED PORCELAIN TILE	300 x 600 mm	8.4 mm	4500-1025-0	4500-1026-0	4500-1027-0	4500-1028-0	59.45	26.97	8	15.5	1.44	32	496	46.08
MOSAIC														
2 x 2 in / 5 x 5 cm COLISEO MATTE GLAZED PORCELAIN MOSAIC	299 x 299 mm	8.4 mm	4501-0566-0	4501-0567-0	4501-0568-0	4501-0569-0	38.44	17.44	10	9.58	0.89	45	431.1	45.05

Technical information

Tile collection performance based on industry standards.

Technical Information

	WATER ABSORPTION	ANSI / ISO - (%)	<0.5%
	ABRASION RESISTANCE	ANSI / ISO	CLASS 4
	SCRATCH HARDNESS	ANSI / ISO - (Mohs)	MATTE 8
	BREAKING STRENGTH	ANSI - (lbf) ISO - (N)	> 350 > 1600
	SHADE VARIATION		V3
	SLIP RESISTANCE	ANSI - DCOF (WET) ISO - R VALUE	MATTE ≥0.65 (ID, IW, IW+, EW*, O/G*) MATTE R10
	CHEMICAL RESISTANCE	ANSI / ISO	CLASS A
	STAIN RESISTANCE	ANSI ISO	CLASS A CLASS 5
	FROST RESISTANCE	ANSI / ISO	PASS

Test values are based on ANSI / ISO standards according to: ANSI A137.1 - Porcelain tile P1 Class, ISO 13006 - G - Bia Group, En 14411 - G - Bia Group. Variances in test values can occur in different production lots.

Usage recommendations

Anatolia's recommendations for suitable applications.

Usage Recommendations**		MATTE GLAZED PORCELAIN	
APPLICATION		WALL	FLOOR
INTERIOR	RESIDENTIAL	•	ID, IW, IW+, EW*, O/G*
	COMMERCIAL	•	ID, IW, IW+, EW*, O/G*
	HEAVY COMMERCIAL	•	
EXTERIOR	RESIDENTIAL / COMMERCIAL	•	ID, IW, IW+, EW*, O/G*

** These recommendations are not defined by ANSI/ISO standards.

DCOF Classifications per ANSI A326.3: (ID): Interior, Dry (IW): Interior, Wet (IW+): Interior, Wet Plus (EW): Exterior, Wet (O/G): Oils/Greases

* Factors other than the noted DCOF result must also be taken into consideration. Such factors include, but are not limited to, expected contaminants, drainage, surface texture, effect of structure on the DCOF measurement, number of grout joints, traction-enhancing features, and intended use in addition to the other criteria noted in standard ANSI A326.3

The World of Anatolia

We are a constellation of people and places. Get in touch.

CANADA
TORONTO HEAD OFFICE,
SHOWROOM AND DISTRIBUTION
CENTER

8300 Huntington Road
Vaughan, ON, L4H 4Z6
Canada

TORONTO SLABS DISTRIBUTION
CENTER

8555 Huntington Road
Vaughan, ON, L4H 5G7
Canada

info@anatolia.com

Tel: +1 905 771 3800
Toll free tel: 1 877 311 3434
Fax: +1 905 771 6300
Fax: +1 866 324 1838

USA
SAVANNAH OFFICE, SHOWROOM
AND DISTRIBUTION CENTERS
Anatolia (USA) Inc.
Tel: +1 877 311 3434

SAVANNAH WAREHOUSE #1
202 International Trade Pkwy
Port Wentworth, GA, 31407
USA
Tel: +1 912 438 5167

SAVANNAH WAREHOUSE #2
250 International Trade Pkwy
Port Wentworth, GA, 31407
USA
Tel: +1 912 438 5167

TURKIYE
IZMIR OFFICE, SHOWROOM
AND DISTRIBUTION CENTRE

Aliağa Organize Sanayi Bölgesi
Çoraklar Mah. 5000 Sk. No: 34
35800 Aliağa, İzmir,
Türkiye
Tel: +90 232 520 7300

IZMIR MANUFACTURING FACILITY

Aliağa Organize Sanayi Bölgesi
Çoraklar Mah. 5000 Sk. No: 25 35800
Aliağa, İzmir,
Türkiye
Tel: +90 232 520 7300

REGIONAL OFFICES

CHINA
Room 517 Yi Shu Da Lou Ji Hua 4 Road
Chan Cheng District, Foshan City
Guang Dong Province, 528000
China

INDIA
206 - Pacific Business Park
Mahendra Nagar (Part)
8/A - National High Way
Morbi, Gujarat, 363642
India

USA
Anatolia (USA) Inc.
131 Crosslake Park Dr., Suite 202
Mooresville, NC, 28117
USA
Tel: +1 877 311 3434

Credits

ART DIRECTION
AND GRAPHIC DESIGN
Juma

Partnerships and Associations



Discover more at
anatolia.com

