

Industria, *Color Body Porcelain*.

A concrete inspired look with accents that embody an industrial and worn aesthetic.



anatolia

*Industria, Color Body Porcelain.*

A contemporary collection  
with an eclectic industrial  
style.

## Colors at a glance

Inspired by the natural worn look of concrete with naturally occurring variation and movement within the graphic.



Zinc



Lithium




Chromium



Graphite

## Formats and finishes at a glance

The collection offers a selection of formats and sizes, ranging from large format tiles to regular rectified and includes complementary mosaics and bullnoses.



32 x 32 in / 80 x 80 cm  
Rectified  
Matte



24 x 48 in / 60 x 120 cm  
Rectified  
Matte



24 x 24 in / 60 x 60 cm  
Rectified  
Matte




12 x 24 in / 30 x 60 cm  
Rectified  
Matte

### *Trim*



3 x 24 in / 7.1 x 60 cm  
Bullnose  
Matte

### *Mosaic*



2 x 2 in / 5 x 5 cm  
Mosaics  
Matte



24 x 48 in / 60 x 120 cm Industria Zinc Matte Rectified Tile  
On the counters: 2 x 2 in / 5 x 5 cm Industria Zinc, Matte Mosaic



32 x 32 in / 80 x 80 cm  
Rectified  
Matte 4500-0309-2



24 x 48 in / 60 x 120 cm  
Rectified  
Matte 4500-0312-0



24 x 24 in / 60 x 60 cm  
Rectified  
Matte 4500-0311-0



12 x 24 in / 30 x 60 cm  
Rectified  
Matte 4500-0310-0

*Trim*



3 x 24 in / 7.1 x 60 cm  
Bullnose  
Matte 4502-0274-0

*Mosaic*



2 x 2 in / 5 x 5 cm  
Mosaic  
Matte 4501-0106-0

IMAGE VARIATIONS

This collection has a wide variety of tile facings by size to maximize the realism it can convey within a design space.

12 x 24 in / 30 x 60 cm  
Actual: 300 x 600 x 8.4 mm  
40 images

24 x 24 in / 60 x 60 cm  
Actual: 600 x 600 x 9.3 mm  
20 images

32 x 32 in / 80 x 80 cm  
Actual: 800 x 800 x 11.5 mm  
20 images

24 x 48 in / 60 x 120 cm  
Actual: 600 x 1200 x 10.3 mm  
20 images



12 x 24 in / 30 x 60 cm image variations

# Industria, *Lithium*



32 x 32 in / 80 x 80 cm  
Rectified  
Matte 4500-0305-2



24 x 48 in / 60 x 120 cm  
Rectified  
Matte 4500-0308-0



24 x 24 in / 60 x 60 cm  
Rectified  
Matte 4500-0307-0



12 x 24 in / 30 x 60 cm  
Rectified  
Matte 4500-0306-0

## Trim



3 x 24 in / 7.1 x 60 cm  
Bullnose  
Matte 4502-0273-0

## Mosaic



2 x 2 in / 5 x 5 cm  
Mosaic  
Matte 4501-0105-0

## IMAGE VARIATIONS

This collection has a wide variety of tile facings by size to maximize the realism it can convey within a design space.

12 x 24 in / 30 x 60 cm  
Actual: 300 x 600 x 8.4 mm  
40 images

24 x 24 in / 60 x 60 cm  
Actual: 600 x 600 x 9.3 mm  
20 images

32 x 32 in / 80 x 80 cm  
Actual: 800 x 800 x 11.5 mm  
20 images

24 x 48 in / 60 x 120 cm  
Actual: 600 x 1200 x 10.3 mm  
20 images



12 x 24 in / 30 x 60 cm image variations

# Industria, *Chromium*



32 x 32 in / 80 x 80 cm  
Rectified  
Matte 4500-0297-2



24 x 48 in / 60 x 120 cm  
Rectified  
Matte 4500-0300-0



24 x 24 in / 60 x 60 cm  
Rectified  
Matte 4500-0299-0



12 x 24 in / 30 x 60 cm  
Rectified  
Matte 4500-0298-0

## Trim



3 x 24 in / 7.1 x 60 cm  
Bullnose  
Matte 4502-0271-0

## Mosaic



2 x 2 in / 5 x 5 cm  
Mosaic  
Matte 4501-0103-0

## IMAGE VARIATIONS

This collection has a wide variety of tile facings by size to maximize the realism it can convey within a design space.

12 x 24 in / 30 x 60 cm  
Actual: 300 x 600 x 8.4 mm  
40 images

24 x 24 in / 60 x 60 cm  
Actual: 600 x 600 x 9.3 mm  
20 images

32 x 32 in / 80 x 80 cm  
Actual: 800 x 800 x 11.5 mm  
20 images

24 x 48 in / 60 x 120 cm  
Actual: 600 x 1200 x 10.3 mm  
20 images



12 x 24 in / 30 x 60 cm image variations

# Industria, *Graphite*



32 x 32 in / 80 x 80 cm  
Rectified  
Matte 4500-0301-2



24 x 48 in / 60 x 120 cm  
Rectified  
Matte 4500-0304-0



24 x 24 in / 60 x 60 cm  
Rectified  
Matte 4500-0303-0




12 x 24 in / 30 x 60 cm  
Rectified  
Matte 4500-0302-0

## *Trim*



3 x 24 in / 7.1 x 60 cm  
Bullnose  
Matte 4502-0272-0

## *Mosaic*



2 x 2 in / 5 x 5 cm  
Mosaic  
Matte 4501-0104-0

## IMAGE VARIATIONS

This collection has a wide variety of tile facings by size to maximize the realism it can convey within a design space.

12 x 24 in / 30 x 60 cm  
Actual: 300 x 600 x 8.4 mm  
40 images

24 x 24 in / 60 x 60 cm  
Actual: 600 x 600 x 9.3 mm  
20 images

32 x 32 in / 80 x 80 cm  
Actual: 800 x 800 x 11.5 mm  
20 images

24 x 48 in / 60 x 120 cm  
Actual: 600 x 1200 x 10.3 mm  
20 images



12 x 24 in / 30 x 60 cm image variations



*The Anatolia difference*  
Unmatched elegance and unparalleled perfection.

Anatolia reinvents shapes and design compositions through refined color palettes, innovative graphical refinements and creative reinterpretations of traditional, cultural and trend led inspirations. Meticulous care is taken to enhance a product's formation through graphical and technical improvements at every step of the development and execution process. This leads to the most exquisite and discerning tile collections.





*Technical Performance*  
Avant-garde design and attention to detail.

The goal of Anatolia's design department was to create the utmost elegant and sophisticated product, a perfect blend of functionality and style. New technical aspects, innovative shapes, and a new color palette were designed to represent the vibrant and lively nature of metropolitan city life, inspired by its culture and history.

## Packaging information

Key logistical details including item codes and product specifications.










### Industria Product & Packaging Information

	ACTUAL DIMENSIONS	THICKNESS	CHROMIUM ITEM CODE	GRAPHITE ITEM CODE	LITHIUM ITEM CODE	ZINC ITEM CODE	LBS BOX	KGS BOX	PCS BOX	SOFT BOX	M <sup>2</sup> BOX	BXS SKID	SOFT SKID	M <sup>2</sup> SKID
24 x 48 in / 60 x 120 cm MATTE RECTIFIED COLOR BODY PORCELAIN TILE	600 x 1200 mm	10.3 mm	4500-0300-0	4500-0304-0	4500-0308-0	4500-0312-0	72.99	33.11	2	15.5	1.44	28	434	40.32
32 x 32 in / 80 x 80 cm MATTE RECTIFIED COLOR BODY PORCELAIN TILE	800 x 800 mm	10 mm	4500-0297-2	4500-0301-2	4500-0305-2	4500-0309-2	63.56	28.79	2	13.78	1.28	42	578.76	53.76
24 x 24 in / 60 x 60 cm MATTE RECTIFIED COLOR BODY PORCELAIN TILE	600 x 600 mm	9.3 mm	4500-0299-0	4500-0303-0	4500-0307-0	4500-0311-0	65.64	29.77	4	15.5	1.44	30	465	43.2
12 x 24 in / 30 x 60 cm MATTE RECTIFIED COLOR BODY PORCELAIN TILE	300 x 600 mm	8.4 mm	4500-0298-0	4500-0302-0	4500-0306-0	4500-0310-0	59.52	27	8	15.5	1.44	32	496	46.08
MOSAIC														
2 x 2 in / 5 x 5 cm MATTE COLOR BODY PORCELAIN MOSAIC	299 x 299 mm	8.4 mm	4501-0103-0	4501-0104-0	4501-0105-0	4501-0106-0	38.45	17.44	10	9.69	0.88	45	436.05	39.96
TRIM														
3 x 24 in / 7.1 x 60 cm MATTE COLOR BODY PORCELAIN BULLNOSE	70.5 x 600 mm	8.4 mm	4502-0271-0	4502-0272-0	4502-0273-0	4502-0274-0	25.44	11.54	15	N/A	N/A	56	840 PCS	840 PCS

## Technical information

Tile collection performance based on industry standards.

### Technical Information

	WATER ABSORPTION	ANSI / ISO - (%)	< 0.5%
	ABRASION RESISTANCE	ANSI / ISO	CLASS 4
	SCRATCH HARDNESS	ANSI / ISO - (Mohs)	9
	BREAKING STRENGTH	ANSI - (lbf) ISO - (N)	≥450 ≥2000
	SHADE VARIATION		V3
	SLIP RESISTANCE	ANSI - DCOF (WET) ISO - R VALUE	MATTE ≥0.55 (ID, IW, IW+, EW*, O/G*) MATTE R10
	CHEMICAL RESISTANCE	ANSI / ISO	CLASS A
	STAIN RESISTANCE	ANSI ISO	CLASS A CLASS 5
	FROST RESISTANCE	ANSI / ISO	PASS

Test values are based on ANSI / ISO standards according to: ANSI A137.1 - Porcelain tile P1 Class, ISO 13006 - G - Bia Group, En 14411 - G - Bia Group. Variances in test values can occur in different production lots.

## Usage recommendations

Anatolia's recommendations for suitable applications.

Usage Recommendations*		MATTE COLOR BODY PORCELAIN	
APPLICATION		WALL	FLOOR
INTERIOR	RESIDENTIAL	•	ID, IW, IW+, EW*, O/G*
	COMMERCIAL	•	ID, IW, IW+, EW*, O/G*
	HEAVY COMMERCIAL	•	
EXTERIOR	RESIDENTIAL / COMMERCIAL	•	ID, IW, IW+, EW*, O/G*

\* These recommendations are not defined by ANSI/ISO standards.

DCOF Classifications per ANSI A326.3: (ID): Interior, Dry (IW): Interior, Wet (IW+): Interior, Wet Plus (EW): Exterior, Wet (O/G): Oils/Greases

\* Factors other than the noted DCOF result must also be taken into consideration. Such factors include, but are not limited to, expected contaminants, drainage, surface texture, effect of structure on the DCOF measurement, number of grout joints, traction-enhancing features, and intended use in addition to the other criteria noted in standard ANSI A326.3

# The World of Anatolia

*We are a constellation of people and places. Get in touch.*

CANADA  
TORONTO HEAD OFFICE,  
SHOWROOM AND DISTRIBUTION  
CENTER

8300 Huntington Road  
Vaughan, ON, L4H 4Z6  
Canada

info@anatolia.com

Tel: +1 905 771 3800  
Toll free tel: 1 877 311 3434  
Fax: +1 905 771 6300  
Fax: +1 866 324 1838

USA  
SAVANNAH OFFICE, SHOWROOM  
AND DISTRIBUTION CENTER  
Anatolia (USA) Inc.  
Tel: +1 877 311 3434

SAVANNAH WAREHOUSE #1  
202 International Trade Pkwy  
Port Wentworth, GA, 31407  
USA  
Tel: +1 912 438 5167

SAVANNAH WAREHOUSE #2  
250 International Trade Pkwy  
Port Wentworth, GA, 31407  
USA  
Tel: +1 912 438 5167

TURKIYE  
IZMIR OFFICE, SHOWROOM  
AND DISTRIBUTION CENTRE

Aliağa Organize Sanayi Bölgesi  
Çoraklar Mah. 5000 Sk. No: 34  
35800 Aliağa, İzmir,  
Türkiye  
Tel: +90 232 520 7300

REGIONAL OFFICES

TURKIYE  
Oguzhan Mah. Hoca Ahmet Yesevi Cad.  
Ada Plaza No:7 Kat:3 Daire:19  
15300 Bucak, Burdur,  
Türkiye

CHINA  
Room 517 Yi Shu Da Lou Ji Hua 4 Road  
Chan Cheng District, Foshan City  
Guang Dong Province, 528000  
China

INDIA  
206 - Pacific Business Park  
Mahendra Nagar (Part)  
8/A - National High Way  
Morbi, Gujarat, 363642  
India

USA  
Anatolia (USA) Inc.  
131 Crosslake Park Dr., Suite 203  
 Mooresville, NC, 28117  
USA  
Tel: +1 877 311 3434

## *Credits*

ART DIRECTION  
AND GRAPHIC DESIGN  
Juma

## *Partnerships and Associations*



*Discover more at*  
anatolia.com

