

Ledgerstone.

Natural slate, quartzite and marble ledger stones bring depth and texture to any design palette.



Ledgerstone.

Depth and variability evoke
interest and personality.

The World of Anatolia

Passionate, dedicated and driven to bring together truly exceptional products that embody modernity, innovation and refinement. Anatolia provides its partnering customers across the world access to an extensive inventory as well as superior service, establishing itself among the largest tile and stone brands in the world.

anatolia

Colors and patterns at a glance



Beachwalk



Sierra



Carbon



Glacier



African Dune




Indian Coast



Astro Silver



Nordic Crystal



6 x 24 in / 15 x 60 cm Ledger Stone Carbon Split Face Slate Panel

Ledgerstone, *Beachwalk*



6 x 24 in / 15 x 60 cm
5004-0004-0



6 x 24 in / 15 x 60 cm
Corner Panel
5004-0005-0



6 x 18 in / 15 x 45 cm
Assembled Corner
5004-0006-0

Ledgerstone, *Carbon*



6 x 24 in / 15 x 60 cm
5004-0008-0



6 x 24 in / 15 x 60 cm
Corner Panel
5004-0009-0



6 x 18 in / 15 x 45 cm
Assembled Corner
5004-0010-0

Ledgerstone, *Sierra*



6 x 24 in / 15 x 60 cm
5004-0018-0



6 x 24 in / 15 x 60 cm
Corner Panel
5004-0019-0



6 x 18 in / 15 x 45 cm
Assembled Corner
5004-0020-0

Ledgerstone, *Glacier*



6 x 24 in / 15 x 60 cm
5004-0011-0



6 x 24 in / 15 x 60 cm
Corner Panel
5004-0012-0



6 x 18 in / 15 x 45 cm
Assembled Corner
5004-0013-0

Ledgerstone, *African Dune*



6 x 24 in / 15 x 60 cm
5004-0000-0



6 x 18 in / 15 x 45 cm
Assembled Corner
5004-0001-0

Ledgerstone, *Astro Silver*



6 x 24 in / 15 x 60 cm
5004-0002-0



6 x 18 in / 15 x 45 cm
Assembled Corner
5004-0003-0

Ledgerstone, *Indian Coast*



6 x 24 in / 15 x 60 cm
5004-0014-0



6 x 18 in / 15 x 45 cm
Assembled Corner
5004-0015-0

Ledgerstone, *Nordic Crystal*



6 x 24 in / 15 x 60 cm
5004-0016-0



6 x 18 in / 15 x 45 cm
Assembled Corner
5004-0017-0




6 x 24 in / 15 x 60 cm Ledger Stone Beachwalk Split Face Quartzite Panel



The Anatolia difference
Unmatched elegance and unparalleled perfection.

Anatolia reinvents shapes and design compositions through refined color palettes, innovative graphical refinements and creative reinterpretations of traditional, cultural and trend led inspirations. Meticulous care is taken to enhance a product's formation through graphical and technical improvements at every step of the development and execution process. This leads to the most exquisite and discerning tile collections.





Technical Performance
Avant-garde design and attention to detail.

The goal of Anatolia's design department was to create the utmost elegant and sophisticated product, a perfect blend of functionality and style. New technical aspects, innovative shapes, and a new color palette were designed to represent the vibrant and lively nature of metropolitan city life, inspired by its culture and history.

Ledgerstone, *Corner Panel Installation*

Substrate Requirements:

For best bonding results, the surface should be clean, dry, and have open pores for adhesion. Smooth, non-porous or polished surfaces should be avoided to adhere to. Interior installations of LEDGER STONES could be installed on gypsum drywall or exterior grade plywood for up to 10' in height. Cement board is recommended for interior walls exceeding 10' in height. For exterior applications, LEDGER STONE can be installed directly onto brick, masonry block, cured concrete, or cement board.

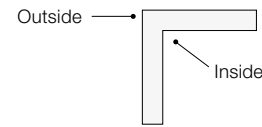
Mortar Recommendation:

For all installations, a polymer modified mortar is recommended. For commercial installations, as well as exterior installations over 10' in height, a polymer modified mortar with a latex additive is strongly recommended.

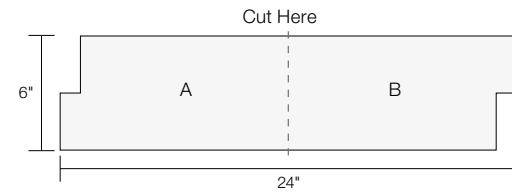
Corner Panel Installation:

Please follow below steps to achieve a natural hand stacked appearance:

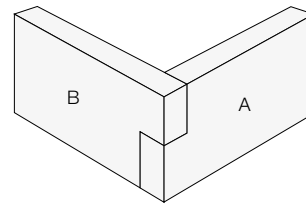
1. Corner panels are used to finish outside corners with natural edges. Inside corners should be mitered plain panels.



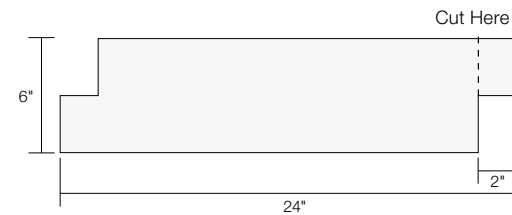
2. Corner panels have natural rock faced ends on both sides and are shaped as shown. They are 24" long and 6" high with approximately one square foot coverage.



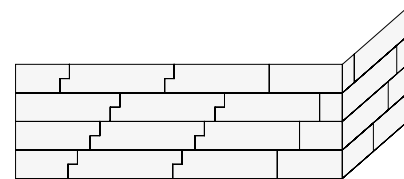
3. Corner panels should be cut into two pieces at desired lengths and finger joined around the outside corner as shown. One corner panel is needed to complete one linear foot of outside corner.



4. Continue installation by removing one staggered end of the plain ledger stone piece and place adjacent to the installed corner piece to continue row.



5. Alternate the size of the corner pieces to help stagger the joints. Do not stagger in a brick fashion, but randomly alter the size to conceal the joint patterns.



The World of Anatolia

We are a constellation of people and places. Get in touch.

CANADA
TORONTO HEAD OFFICE,
SHOWROOM AND DISTRIBUTION
CENTER

8300 Huntington Road
Vaughan, ON, L4H 4Z6
Canada

info@anatolia.com

Tel: +1 905 771 3800
Toll free tel: 1 877 311 3434
Fax: +1 905 771 6300
Fax: +1 866 324 1838

USA
SAVANNAH OFFICE, SHOWROOM
AND DISTRIBUTION CENTER
Anatolia (USA) Inc.
Tel: +1 877 311 3434

SAVANNAH WAREHOUSE #1
202 International Trade Pkwy
Port Wentworth, GA, 31407
USA
Tel: +1 912 438 5167

SAVANNAH WAREHOUSE #2
250 International Trade Pkwy
Port Wentworth, GA, 31407
USA
Tel: +1 912 438 5167

TURKEY
IZMIR OFFICE, SHOWROOM
AND DISTRIBUTION CENTRE

Aliğa Organize Sanayi Bölgesi
Çoraklar Mah. 5000 Sk. No: 34
35800 Aliğa, İzmir,
Türkiye
Tel: +90 232 520 7300

REGIONAL OFFICES
TURKEY
Oguzhan Mah. Hoca Ahmet Yesevi Cad.
Ada Plaza No:7 Kat:3 Daire:19
15300 Bucak, Burdur,
Türkiye

CHINA
Room 517 Yi Shu Da Lou Ji Hua 4 Road
Chan Cheng District, Foshan City
Guang Dong Province, 528000
China

INDIA
206 - Pacific Business Park
Mahendra Nagar (Part)
8/A - National High Way
Morbi, Gujarat, 363642
India

USA
Anatolia (USA) Inc.
131 Crosslake Park Dr., Suite 203
 Mooresville, NC, 28117
USA
Tel: +1 877 311 3434

Credits

ART DIRECTION
AND GRAPHIC DESIGN
Juma

Partnerships and Associations



Discover more at
anatolia.com

