










Satin, Glazed Porcelain - Technical information

Tile collection performance based on industry standards.

Technical Information Glazed Porcelain			MATTE
	WATER ABSORPTION	ANSI / ISO - (%)	≤ 0.5%
	ABRASION RESISTANCE	ANSI / ISO	CLASS 3
	SCRATCH HARDNESS	ANSI / ISO - (Mohs)	6
	BREAKING STRENGTH	ANSI - (lbf) ISO - (N)	≥ 300 ≥ 1300
	SHADE VARIATION		V1
	SLIP RESISTANCE	ANSI - DCOF (WET) ISO - R VALUE	MATTE ≥0.42 MATTE R (-)
	CHEMICAL RESISTANCE	ANSI / ISO	CLASS B
	STAIN RESISTANCE	ANSI ISO	CLASS A
	FROST RESISTANCE	ANSI / ISO	PASS

Test values are based on ANSI / ISO standards according to: ANSI A137.1 - Porcelain tile P1 Class, ISO 13006 - G - Bia Group, En 14411 - G - Bia Group. Variances in test values can occur in different production lots.

Usage recommendations

Anatolia's recommendations for suitable applications.

Usage Recommendations*		MATTE GLAZED PORCELAIN	
APPLICATION		WALL	FLOOR
INTERIOR	RESIDENTIAL	•	•
	COMMERCIAL	•	•
	HEAVY COMMERCIAL	•	
EXTERIOR	RESIDENTIAL / COMMERCIAL	•	

* These recommendations are not defined by ANSI/ISO standards.