



***Restore Louisiana Homeowner Assistance Program***  
**Situation & Pipeline Report #124**  
**March 31, 2025 – April 7, 2025**

**Issued: April 7, 2025**



**Table of Contents**

Program Overview..... 3

Homeowner Phase Prioritization Factors..... 3

Eligibility..... 4

Homeowner Program Steps..... 5

Program Outreach..... 5

Executive Summary..... 6

Program Mobile and Event Outreach..... 6

- Table 1: Completed Outreach: ..... 6

Table 2: Homeowner Program Snapshot. .... 7

Table 3: Key Program Statistics: Totals to Date. .... 8

Table 8: Demographic Information for Submitted Applications..... 9

Appendix A Table 11: Submitted Applications and Grants Offered by House District. .... 10

Appendix A Table 12: Submitted Applications and Grants Offered by Senate District. .... 11

Appendix B Table 13: FEMA Verified Loss > \$3,000, Submitted Applications and Grants Offered by Parish..... 12

Appendix C Table 14: Grant Awards by Parish..... 13



## Program Overview

The Restore Louisiana Homeowner Assistance Program provides grant funding to homeowners affected by 2020-21 Disasters to help with repairs, reconstruction, and/or reimburse for repairs already completed.

The program is administered by the Louisiana Office of Community Development (OCD) and funded by the Department of Housing and Urban Development (HUD) through federal appropriations of Community Development Block Grant-Disaster Recovery (CDBG-DR) funds.

Louisiana has been allocated more than \$3.1 billion for all eligible storms:

	DISASTER EVENT ALLOCATIONS	DATE	AMOUNT
1	Hurricanes Laura & Delta	October 29, 2021	\$600 M
2	Hurricane Ida & May '21 Severe Storms + Hurricanes Laura & Delta	March 22, 2021	\$1.27 B
			+ \$450 M
3	Hurricane Ida & May '21 Severe Storms	Sept. 30, 2022	\$800 M

The first step in receiving program assistance is to complete the program survey. The information provided in the survey will help the program phase homeowners for assistance. The deadline to complete the survey was August 1, 2023.

## Homeowner Phase Prioritization Factors

To serve the most vulnerable populations effectively in our state, the program’s phased approach, which is aligned with federal guidance, ensures that the most vulnerable populations are prioritized for assistance.



### Household Income

Households with the lowest income, according to HUD AMI for their area, will be prioritized.



### Homeowner Age

Homeowners over the age of 62 will be prioritized.



### Disabled Household Members

If a household includes a disabled member, it will be prioritized.



### Located in Most-Impacted Parishes

Household addresses located in a most-impacted and distressed parishes will be prioritized.



### Repairs Complete or Incomplete

Households with incomplete repairs will be prioritized.

The phases prioritize homeowners for assistance based on household income, homeowner age, disabled household members, whether the damaged address is in a Most-Impacted parish, and if the damaged address’ repairs are complete or incomplete.



	<p><b>Based on current funding limitations and federal guidance, to be placed in a phase, you must have:</b></p> <ul style="list-style-type: none"> <li>(1) owned and still own the damaged home</li> <li>(2) occupied the home at the time of the disaster</li> <li>(3) sustained FEMA IA damages of \$3,000 or greater for repairs</li> <li>(4) NOT received or expect to receive structural insurance payments greater than \$50k</li> </ul>
---	---

APPLICATION PHASES		PHASE I	PHASE II	PHASE III	PHASE IV	PHASE V	PHASE VI
HOUSEHOLD INCOME	LESS THAN 50% AMI	✓					
	BETWEEN 50% & 80% AMI		✓	✓			
	GREATER THAN 80% AMI				✓	✓	✓
GEOGRAPHY	MOST IMPACTED	N/A	N/A	N/A	✓		N/A
	OTHER IMPACTED					✓	
HOMEOWNER 62+ AND/OR HOUSEHOLD MEMBER WITH DISABILITY	YES	N/A	✓		N/A	N/A	N/A
	NO			✓			
STATUS OF REPAIRS	COMPLETE	N/A	N/A	N/A			✓
	INCOMPLETE				✓	✓	

AMI = AREA MEDIAN INCOME

Based on survey responses and after an environmental review is completed on the damaged residence, the program invites homeowners in Phases 1 – 6 to start a program application for assistance to determine eligibility. Phase 7 eligibility is based on FEMA direct housing participation and other program eligibility requirements.

### Eligibility

After the application is submitted, it is reviewed for eligibility. To be eligible for program assistance, homeowners must meet the following requirements:

- Owner occupant at time of disaster event and still maintain ownership through program final project inspection.
- Damaged address was the applicant’s primary residence at the time of disaster event
- Suffered damage as a result of the 2020-21 Disasters
- Eligible structure as determined by program, including single family homes, duplexes, mobile homes and condominiums
- Located in one of 60 disaster declared parishes



### Homeowner Program Steps

Below is an overview of the homeowner journey in the program, from initial survey to reimbursement and/or repair or reconstruction.

**1 COMPLETE THE PROGRAM SURVEY**

Completing the program survey is the first step in receiving program assistance. The Restore Louisiana program survey deadline was August 1, 2023. Homeowners who did not submit a survey by the deadline may not be considered for program assistance.

**2 ENVIRONMENTAL REVIEW**

The federally required environmental review is the process of reviewing a project and its potential environmental impact to determine whether it meets federal, state and local environmental standards. The environmental review is conducted without an appointment and from the road or right-of-way.

**3 START THE PROGRAM APPLICATION**

Qualified homeowners who submitted a program survey and have had an environmental review of their property performed by the program will be invited to start the program application according to their phase. The deadline to complete the Restore Louisiana program application was October 31, 2023.

**4 DAMAGE & LEAD ASSESSMENT**

During a scheduled damage assessment appointment with the applicant, inspectors will use industry standard software to inspect work already completed and to determine a scope of work for prospective repairs needed to complete the home. The program will also send inspectors to test for lead-based paint in homes constructed prior to 1978.

**5 ELIGIBILITY REVIEW**

The program will review the application and information from third-party sources to determine whether the homeowner meets eligibility requirements for the program. If the program is unable to verify information from third party sources, applicants may be required to submit supporting documentation for program review.

**6 AWARD DETERMINATION**

After steps 1-5 are completed, the homeowner will receive their calculated grant award which accounts for any duplication of benefits. The homeowner will have 60 days to either accept or appeal their award. Homeowners may also consult with their case manager during this period.

**7 CONTRACTOR SELECTION**

If a homeowner has remaining repairs or will require reconstruction, during the application the homeowner will choose between **SOLUTION 1: Program Managed Construction** or **SOLUTION 2: Homeowner Managed Construction** prior to closing on their grant award. Based on individual conditions at the time of application, applicants can choose the program solution which best fits their own need and capacity to complete their home repair or reconstruction project within the program allotted timeframe.

Prior to closing on their grant awards, applicants will be asked to select their contractor based on their previously chosen solution. Applicant will be able to work with their case manager throughout the contractor selection process.

Please visit the program Resources page for more information on contractor selection:

- [Solution 1 Reconstruction](#)
- [Solution 2 Reconstruction](#)
- [Solution 2 10 Tips for Hiring a Contractor](#)
- [Solution 2 Mobile Home Unit Repair Options](#)
- [Fortified Construction Checklist](#)
- [Fortified Roof Checklist](#)

**Contractor Selection is the last status where the solution chosen on the application may be changed** prior to closing on the grant award.

**8 GRANT AGREEMENT & EXECUTION**

After accepting their award, the homeowner will meet with the closing team to sign their grant agreement.

**9 REIMBURSEMENT, REPAIR, RECONSTRUCTION**

Once the grant agreement is executed and depending on the homeowner's selected solution, the homeowner will be issued a reimbursement check and/or will be provided a grant award to repair or reconstruct their home. The allotted time for project repairs/reconstruction starts on the date the grant agreement is executed.

### Program Outreach

- The Restore Louisiana Homeowner Assistance Program discontinued mobile support locations effective Friday, November 17, 2023, including the office located in Lake Charles at the Magnolia Building, 1011 Lakeshore Drive. Homeowners may continue to submit their applications to the Restore Louisiana Homeowner Assistance Program online by logging into their account at [restore.la.gov](http://restore.la.gov) or by calling the program call center at 866.735.2001 from 8 a.m. to 5 p.m., Monday through Friday.



## Executive Summary

- The Restore Louisiana Homeowner Assistance survey opened on Feb. 1, 2022. The program opened applications:
  - Phase 1 on May 11, 2022
  - Phase 2 – 3 on Aug. 24, 2022
  - Phase 4 – 5 on Nov. 28, 2022
  - Phase 6 on Dec. 15, 2022
  - Phase 7 on Apr. 17, 2023
- Survey Submission Deadline of 8/1/2023 has passed.
- Application Submission Deadline of 10/31/2023 has passed.
- Grant Award Agreement Execution Deadline of 11/1/2024 has passed.
- As of 4/7/2025 there have been 39,328 total survey submissions. 25,785 homeowners were determined to be in Phases I – VII.
- 25,747 environmental reviews have been completed, representing 100% of the 25,749 homeowners in Phases I – VII available for environmental review.
- 25,761 homeowners, from Phases I – VII, have been invited to start an application. 20,804 applications have been submitted, representing 81% of the homeowners invited to start an application.
- There has been a total of 13,601 grant awards offered to homeowners totaling \$1,092,676,683.70. Of those, 13,024 homeowners have closed on their grant agreements, obligating \$1,048,644,396.07.
- 7,177 Housing projects have been completed to date.

## Program Mobile and Event Outreach

- There were no planned outreach events during this reporting period.
- Table 1: Completed Outreach:

Mo./Yr.	Outreach
2022 Jun-Dec	111
1st Qtr. '23	56
2nd Qtr. '23	113
3rd Qtr. '23	229
4th Qtr. '23	92

- No planned Mobile Outreaches scheduled to take place in the next reporting period.

Table 2: Homeowner Program Snapshot.

Restore 2020 Homeowner Program Weekly Snapshot					
Activity	As of 3/31/2025	Weekly Activity	As of 4/7/2025	Percentage	Total Dollars
<b>Surveys Recorded</b>					
Survey Deadline 8/1/23					
<b>Submitted Surveys</b>	<b>39,328</b>	<b>0</b>	<b>39,328</b>	<b>100%</b>	
Working Phases (1-7) Total	25,785	0	25,785	66%	
Non-Working Phases Total	13,543	0	13,543	34%	
<b>Environmental Reviews</b>					
Environmental Reviews Available to Work	2	0	2		
Environmental Reviews Completed	25,747	0	25,747		
<b>Home Inspections</b>					
Home Inspections Available to Work	2	0	2		
Total Home Inspections Completed	21,807	-11	21,796		
<b>Applications In Process</b>					
Application Deadline 10/31/23					
<b>Total Number of Invited Applications</b>	<b>25,761</b>	<b>0</b>	<b>25,761</b>		
Applications Not Submitted by Deadline	4,957	0	4,957		
Application Documentation Requested	0	0	0		
<b>Applications Available for Grant Determination</b>	<b>20,804</b>	<b>0</b>	<b>20,804</b>	<b>100%</b>	
Pending Grant Determination	19	0	19	0.1%	
<b>Grant Determinations</b>					
99.9% % Grant Determinations					
Zero Award	834	0	834	4%	
Ineligible	4,000	1	4,001	19%	
Withdrawn	890	1	891	4%	
Not Closed by Deadline	1,469	-11	1,458	7%	
Appeals In Progress	2	-1	1		
Grant Awards Offered to Applicant	13,592	9	13,601	65%	\$1,092,676,683.70
<b>Grant Awards</b>					
<b>Grant Awards Obligated</b>	<b>13,439</b>	<b>-415</b>	<b>13,024</b>		<b>\$1,048,644,396.07</b>
Solution 1 & 1/3	5,100	-238	4,862		\$440,688,114.52
Solution 2 & 2/3	8,065	-179	7,886		\$591,882,581.60
Solution 3 Only	274	2	276		\$16,073,699.95
<b>Disbursements</b>					
<b>Total Disbursements</b>	<b>9,661</b>	<b>81</b>	<b>9,742</b>		<b>\$625,371,515.04</b>
Solution 1 & 1/3	3,515	29	3,544		\$224,142,450.08
Solution 2 & 2/3	5,875	52	5,927		\$385,451,131.33
Solution 3 Only	271	0	271		\$15,777,933.63
<b>Housing Rehab/Reconstruction Complete</b>					
<b>Housing Rehab/Reconstruction Complete</b>	<b>7,081</b>	<b>96</b>	<b>7,177</b>		
Solution 1 & 1/3	2,757	36	2,793		
Solution 2 & 2/3	4,055	59	4,114		
Solution 3 Only	269	1	270		



Table 3: Key Program Statistics: Totals to Date.

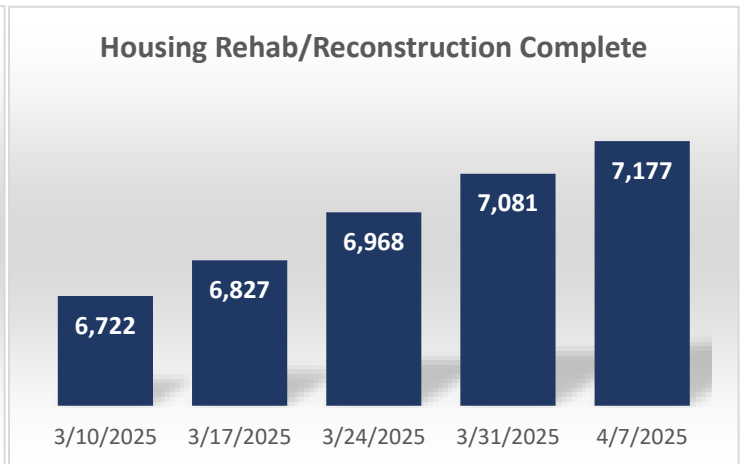
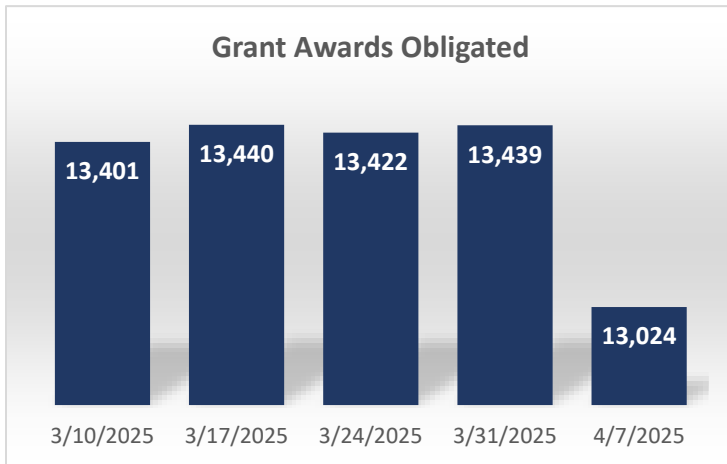
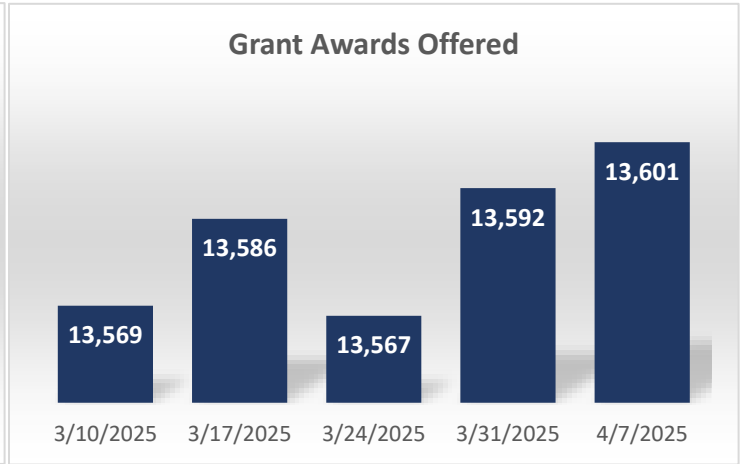
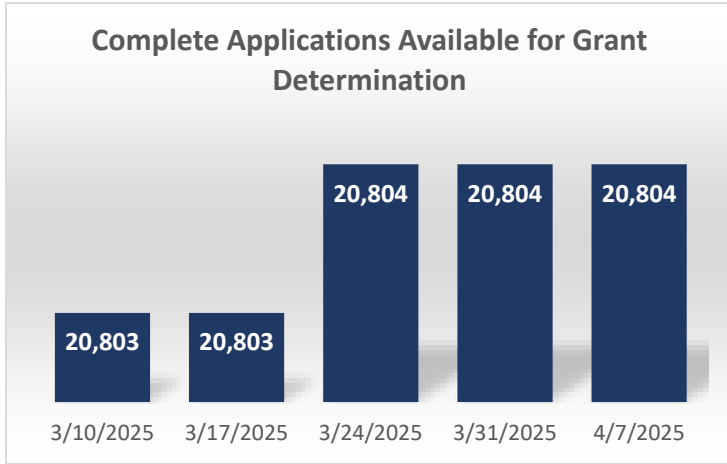






Table 8: Demographic Information for Submitted Applications.

Self-Reported Race	Submitted Applications	Submitted Applications %	Grants Offered	Grants Offered Percentage %	Grant Awards Obligated	Obligated Percentage %
American Indian/Alaska Native	205	1.0%	156	1.2%	148	1.1%
American Indian/Alaska Native and White	126	0.6%	99	0.7%	96	0.7%
American Indian/Alaskan Native/Black-African American	286	1.4%	254	1.9%	244	1.9%
Asian	112	0.5%	92	0.7%	90	0.7%
Asian and White	24	0.1%	22	0.2%	21	0.2%
Black/African American	9,322	44.8%	8,168	60.1%	7,810	60.0%
Black/African American and White	256	1.2%	213	1.6%	199	1.5%
Decline to answer	317	1.5%	256	1.9%	245	1.9%
Native Hawaiian/Other Pacific Islander	9	0.0%	8	0.1%	8	0.1%
Native Hawaiian/Other Pacific Islander and White	12	0.1%	10	0.1%	10	0.1%
Other Multi-Racial	275	1.3%	227	1.7%	218	1.7%
White	4,840	23.3%	3,989	29.3%	3,833	29.4%
NOT PROVIDED	5,020	24.1%	107	0.8%	102	0.8%
<b>Total</b>	<b>20,804</b>	<b>100%</b>	<b>13,601</b>	<b>100%</b>	<b>13,024</b>	<b>100%</b>

Female Head of Household % of Complete Apps:

51%



Appendix A Table 11: Submitted Applications and Grants Offered by House District.

House District	Submitted Applications	Grant Awards Offered	House District	Submitted Applications	Grant Awards Offered	House District	Submitted Applications	Grant Awards Offered
1	2	1	37	361	254	73	536	375
2	10	7	38	20	17	74	168	115
3	16	9	39	30	23	75	128	88
4	11	6	40	58	44	76	107	61
5	3	2	41	42	25	77	70	32
6	1	0	42	70	52	78	140	79
7	3	1	43	13	10	79	157	88
8	0	0	44	36	21	80	54	31
9	0	0	45	9	5	81	511	365
10	0	0	46	55	39	82	90	55
11	10	8	47	367	206	83	497	316
12	18	12	48	43	32	84	314	163
13	30	21	49	108	90	85	124	81
14	13	8	50	129	103	86	323	223
15	8	7	51	1,217	807	87	260	177
16	46	36	52	733	480	88	74	40
17	43	32	53	1,225	683	89	49	25
18	37	28	54	1,195	664	90	100	53
19	9	6	55	877	619	91	184	111
20	3	3	56	521	348	92	318	198
21	0	0	57	1,291	896	93	161	96
22	61	37	58	721	540	94	86	45
23	24	16	59	75	52	95	185	125
24	55	34	60	309	235	96	70	58
25	65	40	61	49	29	97	368	235
26	57	36	62	87	64	98	100	57
27	32	20	63	62	40	99	369	218
28	0	0	64	35	23	100	413	289
29	64	46	65	32	22	101	39	27
30	76	49	66	25	18	102	221	153
31	14	7	67	39	27	103	212	139
32	309	215	68	42	28	104	87	46
33	342	218	69	17	11	105	319	194
34	965	589	70	30	21	Unknown	0	0
35	382	255	71	35	27	<b>Total</b>	<b>20,804</b>	<b>13,601</b>
36	258	167	72	1,045	772			



Appendix A Table 12: Submitted Applications and Grants Offered by Senate District.

Senate District	Submitted Applications	Grant Awards Offered	Senate District	Submitted Applications	Grant Awards Offered
1	366	213	22	162	127
2	2,243	1,682	23	34	23
3	870	565	24	143	101
4	769	487	25	910	579
5	367	219	26	193	129
6	925	668	27	1,405	878
7	459	313	28	164	111
8	1,082	623	29	136	86
9	161	93	30	603	405
10	427	249	31	104	64
11	279	150	32	36	26
12	955	670	33	50	30
13	257	179	34	72	58
14	134	91	35	45	33
15	142	93	36	0	0
16	78	53	37	3	2
17	429	329	38	9	4
18	427	276	39	34	20
19	1,825	1,175	Unknown	0	0
20	3,351	1,945	<b>Total</b>	<b>20,804</b>	<b>13,601</b>
21	1,155	852			



Appendix B Table 13: FEMA Verified Loss (FVL) Greater than \$3,000, Submitted Applications and Grants Offered by Parish.

Damaged Parish	*> \$3K FVL	Submitted Applications	Grant Awards Offered
Acadia	710	116	84
Allen	821	153	102
Ascension	1,493	379	256
Assumption	605	278	217
Beauregard	1,631	217	158
Bienville	1	0	0
Bossier	1	0	0
Caddo	269	46	26
Calcasieu	12,504	2,185	1,381
Cameron	1,068	218	113
Catahoula	1	0	0
East Baton Rouge	1,918	412	280
East Feliciana	235	84	62
Grant	345	51	32
Iberia	460	144	122
Iberville	404	108	81
Jackson	72	11	9
Jefferson	10,086	2,091	1,269
Jefferson Davis	988	176	128
La Salle	45	0	0
LaSalle	0	11	8
Lafayette	553	112	74
Lafourche	6,984	2,213	1,371
Lincoln	98	11	9
Livingston	2,104	417	282
Morehouse	131	30	23
Natchitoches	222	26	17

Damaged Parish	*> \$3K FVL	Submitted Applications	Grant Awards Offered
Orleans	7,318	1,911	1,206
Ouachita	433	90	67
Plaquemines	876	270	166
Pointe Coupee	74	22	17
Rapides	1,258	151	94
Red River	1	0	0
Sabine	161	17	9
St. Bernard	959	144	94
St. Charles	2,754	837	558
St. Helena	672	389	313
St. James	1,448	570	432
St. John the Baptist	4,007	1,209	848
St. Landry	604	93	70
St. Martin	353	79	56
St. Mary	427	143	118
St. Tammany	2,751	451	236
Tangipahoa	4,495	1,598	1,117
Terrebonne	8,193	2,931	1,819
Union	103	16	10
Vermilion	677	118	79
Vernon	497	69	42
Washington	753	157	111
West Baton Rouge	101	22	16
West Feliciana	41	9	7
Winn	135	19	12
Other	0	0	0
<b>Total</b>	<b>82,840</b>	<b>20,804</b>	<b>13,601</b>

\*Pipeline #6: FEMA Major/Severe Data Updated

\*Pipeline #17 FEMA Major Severe column updated to reflect FVL>\$5K

\*Pipeline #26 FVL>\$5K column updated to reflect FVL>\$3K

\*Pipeline #46: FEMA Data Updated



Appendix C Table 14: Grant Awards by Parish.

Damaged Parish	Pending Grant Determination	Grant Award Offered	Grant Awards Offered Amounts (\$)	Obligated Award	Obligated Award Amount (\$)
Acadia	0	84	\$ 7,530,129.59	82	\$ 7,242,035.07
Allen	1	102	\$ 9,970,468.98	97	\$ 9,611,355.17
Ascension	1	256	\$ 18,613,694.13	247	\$ 18,034,552.12
Assumption	0	217	\$ 17,676,877.88	211	\$ 17,340,728.04
Beauregard	0	158	\$ 16,029,882.55	153	\$ 15,350,497.67
Caddo	0	26	\$ 1,793,663.52	24	\$ 1,745,288.16
Calcasieu	0	1,381	\$ 128,854,991.46	1,333	\$ 124,009,296.39
Cameron	0	113	\$ 10,310,258.77	113	\$ 10,245,418.38
East Baton Rouge	0	280	\$ 17,928,300.73	257	\$ 16,685,493.52
East Feliciana	0	62	\$ 5,860,730.16	61	\$ 5,789,994.92
Grant	0	32	\$ 2,717,050.79	29	\$ 2,390,209.88
Iberia	0	122	\$ 10,385,712.85	116	\$ 10,042,190.52
Iberville	0	81	\$ 6,542,589.62	78	\$ 6,481,469.54
Jackson	0	9	\$ 812,270.81	9	\$ 812,270.81
Jefferson	1	1,269	\$ 71,697,029.80	1,190	\$ 66,705,333.70
Jefferson Davis	0	128	\$ 10,900,050.29	122	\$ 10,150,311.98
LaSalle	0	8	\$ 766,588.52	8	\$ 766,588.52
Lafayette	0	74	\$ 5,149,707.11	70	\$ 4,552,909.12
Lafourche	0	1,371	\$ 125,399,610.92	1,332	\$ 121,749,922.04
Lincoln	0	9	\$ 747,865.02	9	\$ 747,865.02
Livingston	0	282	\$ 23,583,406.51	279	\$ 23,372,684.46
Morehouse	0	23	\$ 2,407,212.72	22	\$ 2,139,573.22
Natchitoches	0	17	\$ 1,379,907.48	17	\$ 1,379,907.48
Orleans	6	1,206	\$ 62,835,545.51	1,105	\$ 56,158,891.49
Ouachita	0	67	\$ 5,394,316.36	64	\$ 5,134,003.49
Plaquemines	0	166	\$ 14,240,841.35	156	\$ 13,606,054.52
Pointe Coupee	0	17	\$ 1,736,276.67	17	\$ 1,736,276.67
Rapides	0	94	\$ 7,785,006.86	86	\$ 7,315,730.41
Sabine	0	9	\$ 853,777.03	8	\$ 593,108.62
St. Bernard	0	94	\$ 4,808,048.05	88	\$ 4,595,555.09
St. Charles	0	558	\$ 45,427,520.52	539	\$ 44,293,811.64
St. Helena	0	313	\$ 30,113,065.93	306	\$ 29,293,013.68
St. James	1	432	\$ 34,691,756.84	419	\$ 33,739,367.42
St. John the Baptist	3	848	\$ 60,242,746.29	820	\$ 58,713,855.66
St. Landry	0	70	\$ 6,159,655.72	65	\$ 5,705,144.41
St. Martin	0	56	\$ 4,860,108.16	55	\$ 4,842,338.09
St. Mary	0	118	\$ 10,063,925.28	116	\$ 9,978,818.53
St. Tammany	1	236	\$ 13,314,509.92	224	\$ 11,877,291.25
Tangipahoa	2	1,117	\$ 94,757,978.13	1,081	\$ 91,928,164.61
Terrebonne	2	1,819	\$ 172,602,424.99	1,759	\$ 167,986,130.78
Union	0	10	\$ 725,005.37	10	\$ 725,005.37
Vermilion	0	79	\$ 7,014,355.65	73	\$ 6,428,780.34
Vernon	0	42	\$ 3,777,872.81	40	\$ 3,568,499.02
Washington	0	111	\$ 10,844,902.44	103	\$ 10,061,445.50
West Baton Rouge	0	16	\$ 1,425,144.48	15	\$ 1,355,124.61
West Feliciana	0	7	\$ 483,921.76	6	\$ 481,869.62
Winn	1	12	\$ 1,459,977.37	10	\$ 1,180,219.52
UNKNOWN	0	0	\$ -	0	\$ -
<b>Total</b>	<b>19</b>	<b>13,601</b>	<b>\$1,092,676,683.70</b>	<b>13,024</b>	<b>\$1,048,644,396.07</b>