
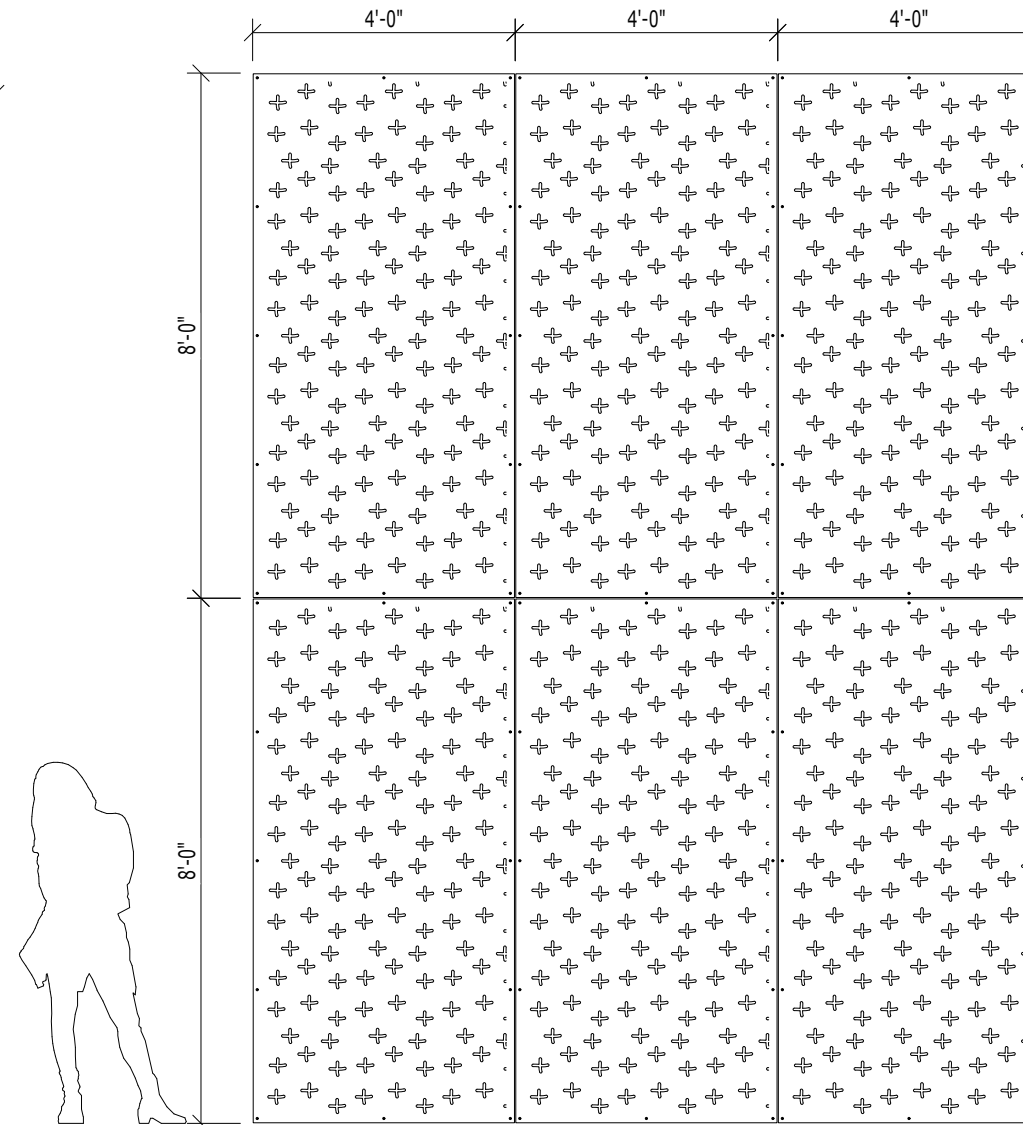


PP-23 PRIMARY PATTERNS


DESIGN + ENGINEER + FABRICATE + INSTALL



WALL SYSTEM WITH 4'-0" x 5'-0" STANDARD PANELS



WALL SYSTEM WITH 4'-0" x 8'-0" STANDARD PANELS




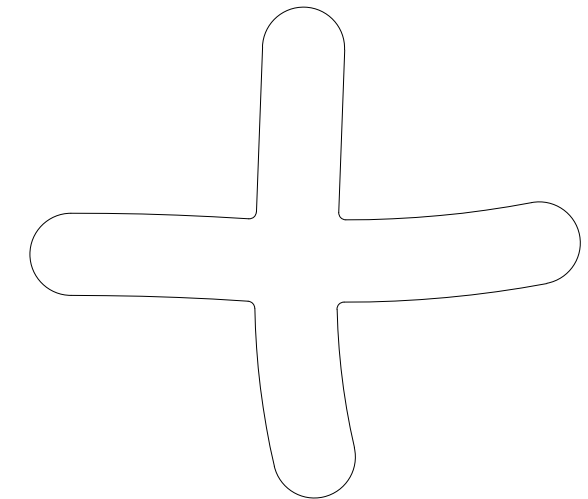


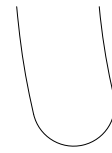
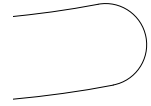
PATTERN: PP 23
PRIMARY
OPEN AREA: 7.8%

MATERIAL:
ALUMINUM: 1/8", 3/16" & 1/4"
STAINLESS STEEL 14GA
STEEL 14GA & 11GA

FINISH:
ALUMINUM ~ POWDER COAT AND PVDF
STAINLESS STEEL ~ BRUSHED SATIN
STEEL ~ POWDER COAT, WEATHERED AND MILL

AN ARRAY OF FINISHES AND SIZES ARE AVAILABLE ON REQUEST

PP-23 PRIMARY PATTERNS



*** NOTE: CORNERS MAY HAVE A 1/8" RADIUS

FULL SIZE LAY-OUT
Scale 1:1 (Sheet size is 11x17)