



# Did you know...

SPEND  
**25%**  
LESS ON  
MAINTENANCE

...in the **Food & Beverage** industry organizations with best practice reliability

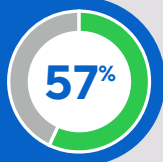
than their average performer competitors.

Compared to average performers, these organizations **SCORE HIGHER** in **MAINTENANCE & RELIABILITY ASSESSMENTS** in

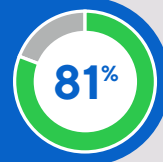
Asset Health Management



Preventive Maintenance



Lubrication



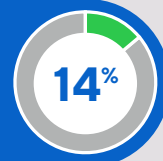
Reliability Engineering



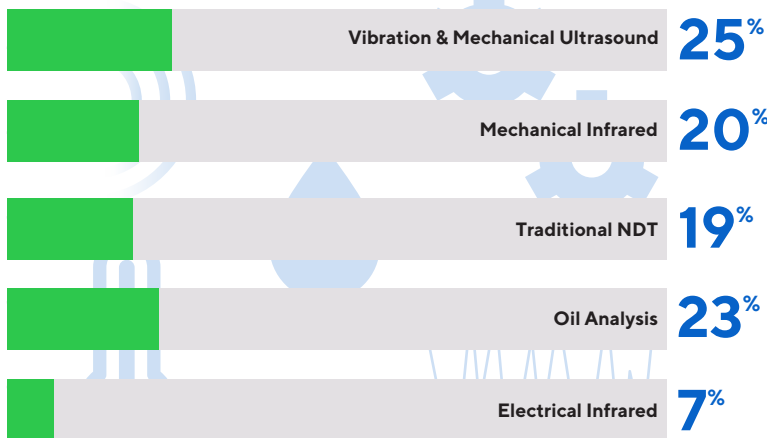
Predictive Maintenance



Operator Care



They have **more equipment covered** with



**Time-Based Replacement PMs**

**9%**

and less equipment covered with

than **average** performers.

Source: John Schultz, EPRI, CSI, HSB, Solomon, SAE, PIMA/TAPPI, CMA, AIST



**WE CAN HELP YOU GET THERE. CONTACT US TODAY!**

info@alliedreliability.com | alliedreliability.com/fb