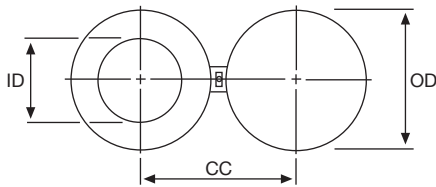


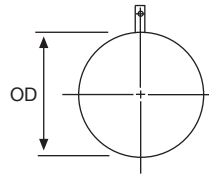
**FIGURE-8, MODEL B and MODEL S**



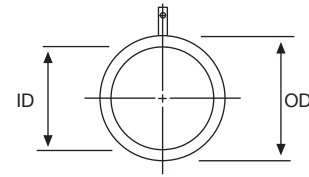
**FIGURE-8 SPECTACLE BLINDS, LINE BLINDS AND SPACERS**



**Figure-8**



**Model B - Blind**



**Model S - Spacer**

Pipe Size	150#				300#			
	OD	ID	CC	Thickness	OD	ID	CC	Thickness
1	2.50	1.05	3.12	0.12	2.75	1.05	3.50	0.25
1-1/2	3.25	1.90	3.88	0.25	3.62	1.66	4.50	0.25
2	4.00	2.38	4.75	0.25	4.25	2.38	5.00	0.38
2-1/2	4.75	2.88	5.50	0.25	5.00	2.88	5.88	0.38
3	5.25	3.50	6.00	0.25	5.75	3.50	6.62	0.38
4	6.75	4.50	7.50	0.38	7.00	4.50	7.88	0.50
6	8.62	6.62	9.50	0.50	9.75	6.62	10.62	0.62
8	10.88	8.62	11.75	0.50	12.00	8.62	13.00	0.88
10	13.25	10.75	14.25	0.62	14.12	10.75	15.25	1.00
12	16.00	12.75	17.00	0.75	16.50	12.75	17.75	1.12
14	17.62	14.00	18.75	0.75	19.00	14.00	20.25	1.25
16	20.12	16.00	21.25	0.88	21.12	16.00	22.50	1.50
18	21.50	18.00	22.75	1.00	23.38	18.00	24.75	1.62
20	23.75	20.00	25.00	1.12	25.62	20.00	27.00	1.75
24	28.12	24.00	29.50	1.25	30.38	24.00	32.00	2.00

Pipe Size	600#				900#			
	OD	ID	CC	Thickness	OD	ID	CC	Thickness
1	2.75	1.05	3.50	0.25	3.00	1.05	4.00	0.25
1-1/2	3.62	1.68	4.50	0.38	3.75	1.68	4.88	0.38
2	4.25	2.16	5.00	0.38	5.50	2.16	6.50	0.50
2-1/2	5.00	2.64	5.88	0.50	6.38	2.64	7.50	0.50
3	5.75	3.26	6.62	0.50	6.50	3.26	7.50	0.62
4	7.50	4.26	8.50	0.62	8.00	4.26	9.25	0.75
6	10.38	6.36	11.50	0.88	11.25	6.36	12.50	1.00
8	12.50	8.33	13.75	1.12	14.00	8.33	15.50	1.38
10	15.62	10.42	17.00	1.38	17.00	10.42	18.50	1.62
12	17.88	12.39	19.25	1.62	19.50	12.39	21.00	1.88
14	19.25	13.62	20.75	1.75	20.38	13.62	22.00	2.12
16	22.12	15.62	23.75	2.00	22.50	15.62	24.25	2.38
18	24.00	17.62	25.75	2.12	25.00	17.62	27.00	2.62
20	26.75	19.56	28.50	2.50	27.38	19.56	29.50	2.88
24	31.00	23.50	33.00	2.88	32.88	23.50	35.50	3.50

**Standard Features:**

- \* Handle or tie bar hole is same size as flange bolt hole
- \* Thicknesses based on carbon steel A516 Gr.70 or SS304/316
- \* Serrated machined face in accordance with ASME B16.5
- \* Size, rating and material is stamped on handle or tie bar
- \* ID and OD are flamecut finish, de-burred
- \* One coat shop primer

**Options:**

- \* RTJ designs
- \* Smooth gasket surface
- \* Larger sizes and pressure ratings available
- \* Alloy materials and special coatings

**Notes:**

Dimensions in inches.  
Dimensions per ASME B16.48, designed per ASME B31.3.